

THE STANDARD



Corps of Cadets
Texas A&M University
August 2023




Table of Contents

CHAPTER 1: WHO WE ARE	1
CHAPTER 2: THE AGGIE CODE OF HONOR.....	3
CHAPTER 3: HISTORY AND TRADITIONS OF THE CORPS.....	4
CHAPTER 4: LEADERSHIP DEVELOPMENT	13
CHAPTER 5: CORPS ACADEMIC PROCEDURES.....	23
CHAPTER 6: CORPS SCHOLARSHIP PROCEDURES	29
CHAPTER 7: CORPS OF CADETS ORGANIZATION	33
CHAPTER 8: COMMAND AUTHORITY	49
CHAPTER 9: RISK MANAGEMENT.....	54
CHAPTER 10: SAFETY PROGRAM	59
CHAPTER 11: CORPS MEMBERSHIP REQUIREMENTS	63
CHAPTER 12: CADET SCHEDULE.....	68
CHAPTER 13: CADET CLASS SYSTEM, RESPONSIBILITIES, AND PRIVILEGES.....	72
CHAPTER 14: MILITARY COURTESY	80
CHAPTER 15: CADET MANAGEMENT SYSTEM.....	91
CHAPTER 16: RECRUITING PROGRAM	92
CHAPTER 17: UNIT AWARDS	96
CHAPTER 18: INDIVIDUAL AWARDS	112
CHAPTER 19: GENERAL UNIFORM POLICY	116
CHAPTER 20: UNIFORM INSPECTION GUIDELINES	123
CHAPTER 21: MALE UNIFORMS AND OCCASIONS FOR WEAR.....	125
CHAPTER 22: FEMALE UNIFORMS AND OCCASIONS FOR WEAR	130
CHAPTER 23: ALL OTHER CADET UNIFORMS.....	135
CHAPTER 24: UNIFORM ITEMS, ACCESSORIES AND REGULATIONS FOR THEIR WEAR	137
CHAPTER 25: MALE GROOMING STANDARDS.....	152
CHAPTER 26: FEMALE GROOMING STANDARDS.....	155
CHAPTER 27: UNIFORM ISSUE, MAINTENANCE/EXCHANGE, AND TURN-IN.....	158
CHAPTER 28: INDIVIDUAL UNIFORM COMPONENT ILLUSTRATIONS.....	161
CHAPTER 29: OUTFIT AND PULL-OUT PICTURE GUIDANCE.....	169
CHAPTER 30: DUTY COMPANY & GUARD ROOM OPERATIONS	170
CHAPTER 31: INSPECTION PROGRAM	173
CHAPTER 32: DORMS	175

CHAPTER 33: DUNCAN DINING HALL	186
CHAPTER 34: PHYSICAL FITNESS POLICY.....	192
CHAPTER 35: PHYSICAL FITNESS TEST	195
CHAPTER 36: WEIGHT MANAGEMENT	201
CHAPTER 37: PHYSICAL FITNESS REMEDIATION	204
CHAPTER 38: INTRAMURAL PROGRAM AND FLAG AWARDS	206
CHAPTER 39: INTRODUCTION TO DRILL AND CEREMONIES	208
CHAPTER 40: DAILY DRILL AND FORMATIONS	210
CHAPTER 41: MARCH-INS, PARADES, REVIEWS, AND CEREMONIES	217
CHAPTER 42: SABER DRILL	222
CHAPTER 43: GUIDON DRILL	231
CHAPTER 44: MARCHING GRADE/INSPECTION CRITERIA	238
CHAPTER 45: COLORS.....	243
CHAPTER 46: STANDARDS AND ACCOUNTABILITY.....	244
CHAPTER 47: SEXUAL HARRASSMENT, SEXUAL ASSAULT, DATING/DOMESTIC VIOLENCE, STALKING, OR RETALIATION.....	245
CHAPTER 48: PROHIBITED ACTIONS.....	246
CHAPTER 49: UNIVERSITY & CORPS DISCIPLINE PROCESS	249
CHAPTER 50: ALCOHOL AND DRUG POLICY.....	252
CHAPTER 51: CORPS WEAPONS POLICY.....	256
CHAPTER 52: CADET PERFORMANCE REVIEW BOARD	259
CHAPTER 53: CORRECTIVE PHYSICAL TRAINING	260
CHAPTER 54: DEMERIT SYSTEM.....	264
CHAPTER 55: MARCHING TOURS	266
CHAPTER 56: RESTRICTED WEEKENDS	268
Appendix A: ASSISTANCE PROGRAMS	270
Appendix B: CAMPUSOLOGY	271
Appendix C: SONGS OF AGGIELAND	275
Appendix D: YELLS OF TEXAS A&M	276
Appendix E: AGGIE VOCABULARY AND ACRONYMS.....	278
Appendix F: DUNCAN DINING HALL VOCABULARY	282

CHAPTER 1: WHO WE ARE

The Corps of Cadets is the largest, oldest, and most visible student organization and leadership training program at Texas A&M University. It is also one of the largest uniformed bodies of students in the nation. The Corps of Cadets delivers the ultimate Aggie experience. It starts with a world-class university with over 145 years of tradition and builds on that foundation, guiding cadets in developing their leadership abilities while enjoying the benefits of being at one of the nation's premiere universities.

1. TEXAS A&M UNIVERSITY MISSION STATEMENT

Texas A&M University is dedicated to the discovery, development, communication, and application of knowledge in a wide range of academic and professional fields. Its mission of providing the highest quality undergraduate and graduate programs is inseparable from its mission of developing new understandings through research and creativity. It prepares students to assume roles in leadership, responsibility and service to society. Texas A&M assumes as its historic trust the maintenance of freedom of inquiry and an intellectual environment nurturing the human mind and spirit. It welcomes and seeks to serve persons of all racial, ethnic and geographic groups as it addresses the needs of an increasingly diverse population and a global economy. In the 21st century, Texas A&M University seeks to assume a place of preeminence among public universities while respecting its history and traditions.

2. TEXAS A&M UNIVERSITY CORE VALUES

The university's purpose statement carries with it the responsibility, the traditions and the forward-thinking of Texas A&M exemplified by all who are associated with the university — our faculty and staff, and our current and former students. This purpose can be defined by our six core values.

Respect	Loyalty
Excellence	Integrity
Leadership	Selfless Service

3. CORPS OF CADETS VISION

The Corps of Cadets will be the premier student organization providing a transformative leadership experience, achieving academic excellence, and producing leaders prepared for the challenges of the future.

4. CORPS OF CADETS MISSION

The Corps of Cadets develops well-educated leaders of character prepared for the global leadership challenges of the future.

5. CADET VALUES

Our values reflect what we hold to be important and guide our daily lives, especially our relationships with others. Our values shape the environment in which we live, study, and develop our leadership skills. Our Cadet Values are:

- a. **Honor.** An unwavering commitment to sound moral values and strong character.

- b. **Integrity.** The honesty and moral courage to always defend and do what is right.
- c. **Discipline.** Striving for excellence by holding yourself and others accountable to a higher standard.
- d. **Courage.** The ability to face fear, danger, or adversity; both physical and moral courage.
- e. **Respect.** Maintaining an environment that ensures all persons are treated with fairness and dignity.
- f. **Selfless Service.** The desire and ability to put others before self, making personal sacrifices to better the Corps of Cadets, the University, the State, and the Nation.

The Corps is committed to the pursuit of academic excellence, wisdom, lifelong learning, and maximum personal effort to achieve our goals in everything we do.

6. THE CADET OATH

"I do solemnly swear (or affirm) that I will obey all university regulations, The Standard, and the directives of my superiors; be diligent in my studies; hold myself and my fellow cadets to the Aggie Code of Honor; remember that to be a member of the Corps of Cadets is a privilege which must be earned every day by my honorable actions; and will conduct myself in a manner that reflects great credit on the University and the Corps of Cadets, so help me God."

CHAPTER 2: THE AGGIE CODE OF HONOR

"An Aggie does not lie, cheat or steal or tolerate those who do."

1. ARTICLES OF THE AGGIE CODE OF HONOR

a. ARTICLE I

A cadet will not knowingly make any false statement, written or spoken.

b. ARTICLE II

A cadet will not impart or receive any assistance, either outside or inside a classroom or place of instruction, which would tend to give any student an unfair advantage.

c. ARTICLE III

A cadet will not take or receive any property of another person or persons, under any circumstances, without the specific authority of that person or persons.

d. ARTICLE IV

A cadet will not use evasive statements or technicalities in order to shield guilt or defeat the ends of justice.

e. ARTICLE V

A cadet will report to his/her Chain of Command and Military Advisor all known or suspected honor violations by any cadet or cadets.

2. INTEGRITY VS. LOYALTY

While the camaraderie among Aggies is legendary and life-long, in no way is friendship ever a justification for violating the tenets of the Aggie Code of Honor. Similarly, the Aggie Code of Honor is never to be understood as a code only adhered to when among other Aggies. Rather, it is a code all Aggies strive to live by in all associations and activities for their entire life.

3. AGGIE HONOR SYSTEM OFFICE

- a. The Aggie Honor System Office serves as a centralized organization established to educate students, faculty, and staff about the Aggie Code of Honor, respond to potential academic misconduct by Texas A&M students, and facilitate remediation efforts for students found responsible for violations of the Aggie Code of Honor.
- b. All academic violations of the Aggie Code of Honor will be handled by the Aggie Honor System Office.
- c. Any cadet who is contacted by the Aggie Honor System Office regarding potential Aggie Honor violations will notify Cadet Life/Academics.

CHAPTER 3: HISTORY AND TRADITIONS OF THE CORPS

1. A BRIEF HISTORY OF TEXAS A&M UNIVERSITY

On Monday, October 2, 1876, the Agricultural and Mechanical College of Texas, the first state-supported institution of higher learning, was officially opened for registration. The opening resulted from the Morrill Act passed by Congress fourteen years earlier, which provided a permanent fund to be raised through the sale of public land given to the states. The accruing interest from this fund was to be used to support a technical college which, among other things, specialized in the studies of mechanics, agriculture and military tactics. Monday, October 2, 1876 was the first official day of classes at A&M. Unfortunately, only a handful of students appeared on that appointed matriculation day. On Wednesday, October 4, 1876, forty students and six faculty members began instruction, with Thomas Gathright as acting president. Governor Richard Coke was present on this day to dedicate the school and to wish it success; his advice is still included as required knowledge for cadets.

In the first few years, the College fought a hard battle for survival. A turning point came when Lawrence Sullivan Ross, then Governor of Texas, accepted the appointment as president in 1890. Sul Ross, loved and respected by Texans for his actions as a soldier, statesman, and knightly gentleman, led A&M from a state of near failure to a secure position as a successful and growing institution. He is fondly remembered for his institution of discipline, organization and honor into the Corps of Cadets. "Sully" strongly supported competitive sports as a unifying activity that built character, physical courage and fitness. Texas A&M fielded its first football team in 1893, but not until the next year did it play any road games, including the first in the long and memorable series with Texas University. At this time, the important buildings were Gathright Hall and the Main Building (in which classes were held). In 1900, there were 327 cadets in the Corps.

Once firmly established, Texas A&M continued to grow with enrollment reaching 1200 in 1912. It was during this year that disaster struck with the burning of the old mess hall, followed in a few months by a terrible fire which razed the Main Building, destroying most of the early records of the College. Sbis Hall and the Academic Building rose in their place, symbolizing the dauntless spirit of the institution to continue despite its setbacks.

Texas A&M has one of the most comprehensive ROTC programs in the nation. Except for the three service academies, the Corps of Cadets is one of the largest sources of commissioned officers for the Army, Navy, Marine Corps, and Air Force. Since establishing the Reserve Officer Training Program at the institution in 1917, A&M has provided military training to more than 70,000 men and women, and has afforded advanced training leading to a commission in the Armed Forces to more than 25,000 men and women.

From the first days of A&M's history, the military tradition has been deeply ingrained in this school as a distinguishing element of its character. Since the Spanish-American War of 1898, Aggies have served with honor in every conflict in which the United States has been involved.

In April 1917, America was drawn into the conflict raging in Europe that came to be known as World War I. In typical Aggie fashion, cadets answered the call to arms. As one body, the senior class of 1917 volunteered a month before the end of school for officer training at Leon Springs, near San Antonio. Recognizing the patriotic motive of this action, the College awarded them their degrees. Training could not be interrupted for academic ceremonies on the campus, so the

graduation exercises for Texas A&M were held under a large oak tree in the hills near San Antonio. Originally, it was reported 55 Aggies who served in the war gave their lives in the service of their country. It has now been determined a total of 62 Aggies lost their lives as a result of service during the war. Countless others who served were wounded.

The College steadily expanded between the two World Wars of the 20th Century. By 1941, the enrollment stood at 6,500. The footprint of the college developed from the original two buildings and 2,416 acres to over seventy major buildings with a total value of approximately 15 million dollars.

On December 7, 1941, America was plunged into World War II, and Aggies were again quick to respond to the nation's call to arms. During World War II, over 14,000 Aggies served as officers. Additionally, over 6,000 others, mostly noncommissioned officers, served effectively as the direct result of A&M training. The service of over 20,000 Aggies in the war did much to enhance the brilliant record of Texas A&M as well as to uphold the tradition of "the Fightin' Texas Aggies."

During the early stages of World War II, General Douglas MacArthur wrote: *"...Texas A&M is writing its own military history in the blood of its graduates...No name stands out more brilliantly than the heroic defender of Corregidor, General George F. Moore. Whenever I see a Texas man in my command, I have a feeling of confidence..."*

With the end of the war and a return to a regular nine-month academic program, the enrollment of A&M skyrocketed. Returning veterans, aided by the G.I. Bill, brought the college's enrollment to an historic peak of 9,000 students in the 1946-47 school years. For a few years, the College even maintained an annex at an inactive Air Force base near Bryan (now known as the RELLIS Campus). Despite overcrowded conditions, the expansion and development of its education facilities continued. General Omar Bradley told the June 1950 graduating class: *"...At Texas A&M there has been an almost unlimited opportunity for you in science, in agriculture, and veterinary medicine, in engineering and arts. In true Texas tradition, you have been provided with outstanding training in military science, in aeronautical science, and in physical education. The men of Texas A&M can stand up to any men in the world and compare favorably their education and training for leadership – leadership in the pursuits of peace, and, if it comes to war, leadership in battle. This combination is significant, for the capability for a productive peace, coupled with the ability to defend your beliefs, as well as your resources, is essential to survival..."*

Eight sons of Texas A&M have received the nation's highest military honor, the Medal of Honor. Over 268 Texas A&M students have reached General or Flag Officer rank. Among these was the late General George F. Moore, 1908, one-time Commandant of Cadets, whose brilliant service in the defense of Corregidor is one of the brightest pages of military history. Today, the outstanding unit of the Corps of Cadets carries the General George F. Moore flag.

Based on the great expansion in number and diversity of academic subjects, the name of the College was changed to Texas A&M University on August 23, 1963. Today, there are sixteen separate colleges: Agriculture and Life Sciences, Architecture, Mays Business School, Dentistry, Education and Human Development, Engineering, Geosciences, Bush School of Government & Public Service, Law, Liberal Arts, Medicine, Nursing, Pharmacy, Public Health, Science, Veterinary Medicine and Biomedical Sciences. In the fall of 1964, women were admitted to A&M, and in 1965, membership in the Corps of Cadets became voluntary for students. Women were first admitted into the Corps of Cadets in 1974. Initially, they were assigned to their own units under male leadership, which they progressively replaced. The first gender integrated unit was the Aggie Band

in 1985. In 1989, Squadron 15 became the first non-band outfit to be integrated. Today 37 of 45 units in the Corps are integrated. In 1971, Texas A&M University became only one of four institutions in the country to be designated a Sea Grant College, and in 1989 it was awarded Space Grant status.

Texas A&M is one of only six four-year institutions of higher education in the nation with a seven day a week, 24 hours a day Corps of Cadets. Its military science programs support the three ROTC programs, leading to commissions in the Army, Navy, Marine Corps, and Air Force.

Aggie cadets live in dormitories in military-style organizations. Over and above any purely utilitarian value, the military training gives these Aggies superlative esprit de corps and leadership development. As a result of having undergone the experiences of discipline and education together, all cadets are forged in a fraternal organization whose members display a great loyalty and devotion to each other and to their school, and they have learned to live by the Aggie Code of Honor under demanding conditions.

2. AGGIE TRADITIONS

"There's a Spirit can ne'er be told..."

Texas A&M, like most institutions with a long and honorable history, has its respected traditions and ceremonies. Observing these traditions and participating in these special events are an integral part of the Aggie way of life. It is considered a privilege and duty for cadets to do their part in upholding these traditions.

a. The Aggie Spirit

The Corps of Cadets has long been known for its gallant fighting spirit. You, as a member of the Corps, will feel this spirit and will make it a part of your daily life, for it is this spirit that embodies all with the feeling of unity and devotion to A&M. It is a spirit gained through hard work and loyalty to the Corps and to Texas A&M University, and it attaches itself so firmly to cadets of A&M that they carry it with them the rest of their lives - Once an Aggie, Always an Aggie.

The Aggie spirit helps to mold a person's character. The things one does and the way one lives with fellow cadets make a permanent impression. As an individual, one works for the good of the Corps and, by personal actions and influence, one aids others to do the same. Cadets who came before you have been responsible for preserving the best in our Aggie traditions and, as you learn these traditions, you will be responsible for passing them on, untarnished.

b. The Cadet Uniform

The respect you hold for your cadet uniform reflects your Aggie spirit. The uniform you wear gives you the outward appearance of a cadet, but the way you treat that uniform and conduct yourself while wearing it will be the test of whether you are true to the things for which it stands. A pride and an obligation go with wearing the uniform - pride in your membership in the famed Corps of Cadets, and the obligation of upholding the good name of the Corps. It is an honor to wear the uniform because previous Aggies before you have made a splendid name for the Corps of Cadets. By their actions and upright conduct, Aggies have become publicly recognized as honorable and chivalrous gentlemen and dignified ladies.

c. Respect

Another important feature of the foundation of the Aggie spirit is the respect you show for your fellow Aggies. Your fellow cadets will assume you are an adult and will treat you as such. They will not tolerate taking unfair advantage of your classmates (or those who will later be placed in your care). In the true spirit of Aggie devotion and loyalty, you should always exert a position of influence for the good of the University and the Corps through leading by example and being fair to all.

If, at the end of your college career, you have lived up to these principles, you will have helped to perpetuate the pride and traditions of the Corps of Cadets and will have grown richer from your association with the men and women who make up the Corps of Cadets.

d. **Aggie Friendliness**

The open friendliness of Aggies is a tradition which sets Texas A&M apart from any other school. The friendly atmosphere of the A&M campus continually surprises visitors to our campus. Aggie friendliness is one of those traditions that can keep the Aggie Spirit alive and is one of the most important things an Aggie can learn and practice.

However, as Texas A&M has become larger, this heritage has become more difficult to perpetuate. Whenever a cadet sees another cadet with someone they do not know, they should meet that person, regardless of whether that person is a cadet or not.

It is important for members of the Corps as “Keepers of the Spirit” and “Guardians of Tradition,” to keep this alive by being helpful and friendly to all visitors and by greeting all with a friendly and distinct “HOWDY!” Freshmen cadets learn this tradition of friendliness their first semester here, and they should continue this practice throughout their lifetime.

e. **Twelfth Man**

In Dallas on January 2, 1922, A&M played defending national champion, Center College, in the first post-season game in the southwest. In this hard-fought game, which produced national publicity, an underdog Aggie team was slowly but surely whipping a team which boasted having three All Americans. Unfortunately, the first half produced so many injuries for A&M that Coach D. X. Bible feared he would not have enough men to finish the game. At that moment, he called into the Aggie section of the stands for E. King Gill, a reserve who had left football after the regular season to play basketball. Gill, who was spotting players and was not in football uniform, willingly volunteered and donned the uniform of injured player, Heine Weir.

Although he did not play in the game, his readiness to play symbolized the willingness of the Aggie fans to support their team to the point of entering the game. A statue of E. King Gill stands to the northeast of Kyle Field to remind today's Aggies of their constant obligation to preserve the spirit of the Twelfth Man. That spirit of readiness, desire, and enthusiasm has continued through the years, and to this day the Aggie student body, known as the Twelfth Man, remains standing at football games as a gesture of its loyalty and readiness for duty. But the fine tradition of the Twelfth Man embraces more than mere athletic events. It is the essence of the Aggie Spirit that unites all Aggies into a fellowship of service and devotion to each other and their school.

f. **Silver Taps**

Silver Taps is one of the most meaningful and important ceremonies at A&M. It is the final tribute to a current A&M student who has died. The notice of commemoration is posted at

the base of the flagpole in front of the Academic Building. The ceremony is held on the first Tuesday of every month of the academic year at 2230 hours if a current student has recently passed away. In deference to the solemnness of the ceremony, there is no smoking and no display of affection. All lights in campus buildings in the vicinity of the Academic Building are extinguished during the ceremony. Members of the student body gather in front of the Academic Building. Friends and families of the deceased Aggie(s) stand in front of the statue of Lawrence Sullivan Ross. The Ross Volunteer Company Firing Squad fires three volleys in honor of the departed Aggie. Buglers from the Aggie Band play a special rendition of Taps three times and the bells in the Albritton Bell Tower toll 21 times in honor of the fallen Aggie. All cadets are expected to attend the ceremony and stand at attention. After the last note of Taps has faded, the firing detail will assume the position of Parade Rest while the Bell Tower tolls 21 times. All students return silently to their dormitories after the bells complete their toll and begin playing other music.

g. **Aggie Muster**

"Softly call the Muster, let comrade answer 'Here'..."

On April 21, 1903, the 396-member student body held the first Aggie Muster, sixty-seven years after the Battle of San Jacinto, to commemorate both the battle and the Aggies who died in the previous year. Since then, Aggie Muster has been held each year on April 21 in every place Aggies gathered. General George F. Moore, 1908, held an Aggie Muster on Corregidor in 1942, just fifteen days before the island fortress fell. Aggies have mustered amidst guns of war on the Anzio beachhead in Italy in 1943, at Guadalcanal, on Okinawa in 1945, on the Korean Peninsula, in the rice paddies of Vietnam, and most recently in the far-off lands of Southwest Asia and Afghanistan. At Muster, the "Roll Call of the Absent" is conducted and a living Aggie comrade answers "Here" for each of the departed, signifying the departed comrade's Aggie Spirit. At the campus Muster, the Ross Volunteer Company Firing Squad fires three volleys and buglers from the Aggie Band play Silver Taps. This tradition is symbolic of Aggie unity and is unique among universities of the world.

h. **Midnight Yell Practice**

Midnight Yell practice, held on the night prior to a home football, represents more than just another campus event. It is the time and place where enthusiasm is generated. The new student often gets the first feeling of real school spirit on these occasions. At yell practice, the yell leaders take their places in front of the student body. The Fighting Texas Aggie band plays, the students practice the yells, and yell leaders tell inspirational stories. These are fine, moving occasions, long remembered in hearts of Aggies. For Midnight Yell Practice, the band forms near the quad at 2330 hours. Junior cadets and their dates fall in behind the band as it marches to yell practice.

After a victorious game on Kyle Field, the fish in the Corps used to celebrate the victory by throwing the yell leaders into the Fish Pond. The Yell Leaders then led a short yell practice on the steps of the YMCA Building to prepare for the next game. With the renovation of Kyle Field, this practice has changed. The fish capture the Yell Leaders on the field, but Yell Practice is conducted in the stadium. Afterwards the Fish escort the yell leaders to Fish Pond.

If the Aggie Team is outscored, the Twelfth Man remains standing in the stadium for a short yell practice following the game to display the continuing support for the Aggie Team and to prepare for the next game.

i. **Corps Trips**

During the football season, the entire Corps of Cadets may attend one or more out-of-town games, known as "Corps Trips." The first Corps Trip was in 1887, when the student body made a mass migration to Dallas during the state fair. Today, each Corps Trip means a weekend away from the regular routine of the campus and another occasion to demonstrate the support the Twelfth Man has for the Aggie Team. On the day of the game, cadets conduct a parade in the downtown streets. Aggies take care their actions on these trips always reflect credit upon Texas A&M and especially the Corps of Cadets. At the game, the Corps yells for the team and the band wins the halftime show with inspiring military music and precision marching. Corps Trips are some of the most memorable and enjoyable events of the year for all cadets.

j. **Elephant Walk**

Before the last home football game, the seniors gather for the annual Elephant Walk. In an act symbolizing old elephants searching for a place to die, they visit all the important historical locations on campus to remember good times and friends before wandering off to some secluded spot as if to await the coming of death as old "elephants." This event is symbolic of the fact, as former students, they will never again stand as part of the student portion of the famed Twelfth Man at a home football game.

k. **March to the Brazos**

On April 1, 1977, the old tradition of March to the Brazos was reinstated. In years past, cadets participated in a forced march to the Brazos River to keep them from playing April Fools' pranks on campus. Today, the march is held in late April or early May. The cadets raise money from students, businesses, and others for local charities. On the return march, underclassmen cadets symbolically assume their positions for the following year, while the senior cadets return together as a class on buses. For cadets, March to the Brazos is one of the most anticipated events of the year.

l. **Family Weekend**

Each year on Family Weekend (formerly Parents Weekend), individual cadet and unit awards are presented. The weekend, normally held in early April, includes ceremonies, social activities, and a military review in honor of the families of cadets. Many units sponsor activities to provide the cadets and their families the opportunity to meet each other.

m. **The Aggie Ring**

The Texas A&M senior ring is a tradition as grand and as revered as the University itself. The ring is symbolic of hard work and of membership in the greatest fellowship in the world. In 1894, a committee picked the ring design similar to the one worn today. The cannon was added in 1900 and in 1939 various changes and additions gave the ring the appearance of today. In 1963, the name of the crest of the ring was changed from A&M College of Texas to Texas A&M University. Traditionally, undergraduates at A&M proudly wear the ring with the class number facing the back of the hand. In the early years of the College, Cadets turned the ring around so that the class number faced the world at the annual Ring Dance (the last social function of the year). The tradition of turning the ring around has now become a part of graduation ceremonies. As a group, the graduates stand, remove their ring, and replace it on their finger with the class number facing the world.

n. **Final Review**

The culmination of each year is Final Review. Two military reviews are conducted. In the first review, cadets march in the position held during the current school year, under the command of those who have held positions of leadership and responsibility. The Corps of Cadets demonstrates its professionalism, discipline, and marching precision under the leadership of the departing senior class. In the second review, each cadet makes his/her first appearance in the role he/she will assume the next school year. The outgoing senior class is the reviewing party for the second review, as the new cadet leadership they helped train, honors them as a class by demonstrating their ability to assume command of the Corps of Cadets. This is the only time the Corps marches without a "Fish" class. One of the most emotional ceremonies in the Corps, Final Review signifies to each senior that four of the best years in their lives, namely participation of the Corps of Cadets, has come to a close.

o. **Senior Boots**

Cadets look forward to Final Review at the end of their junior year when they can finally step into their senior boots which they will continue to wear throughout their senior year.

The wearing of boots dates to 1914, when the Corps changed from the West Point style uniforms to the national cadet wardrobe. In 1921, they were made by Jack Alesci at Randolph Army Air Field in San Antonio. In 1925, the English style of boot became the traditional senior boot we still see today, and the boot was officially designated as part of the Senior Cadet's uniform. To meet the needs of the Senior Cadets in 1926, Lucchese's in San Antonio started making boots. A local competition sprang up in 1929. Joseph Holick set up his shop in Northgate in the same location where it remained until 2006 when it moved to a on Wellborn Road. In 1932, Holick's price for a pair of boots was around \$32.50. During World War II, boots could not be made due to the rationing of leather. So, incoming seniors had to buy their boots from former students. Another change came in 1966 that made the look of each and every senior more uniform – all boots must be of medium brown color.

p. **Corps Brass Insignia**

The following description explains the significance and the background of the insignia of the Corps of Cadets:



Crossed in the background are a sword, representing soldierly virtues and military tradition, and a fasces, representing the statesman. Superimposed on these is a shield and helmet representing the knight, for the knightly gentleman. Above it is a scroll upon which is written in Latin "Per Unitatem Vis" – through unity strength. These represent the ideals of the inscription that appear on the pedestal of the Lawrence Sullivan Ross statue – soldier, statesman, knightly gentleman.

Corps Brass is a unifying symbol of a cadet's commitment to strength, intelligence, and service as a soldier, statesman, and knightly gentleman in the Corps of Cadets. Awarded during the fall semester of fish year, cadets earn their Corps Brass every day through their honorable actions.

The Corps Brass Oath is administered by the Corps Commander upon the fish earning their Corps Brass: *"I do solemnly swear, I will strive to embody the tenacity of a soldier, the intellect of a statesman, and the selflessness of a noble knight. I will execute these ideals with dignity, I will root my actions in self-discipline, I will cultivate my character with enduring pride. By accepting this Brass, I reaffirm acceptance of these values. By wearing this emblem on my uniform, I bridge decades of history between the Aggies who wore this brass and my brothers and sisters who wear it today. I pledge to earn my Corps Brass every day by my honorable actions. I will hold myself and my fellow cadets to this standard. We will not falter. We will not fail— For through unity of purpose, we find strength."*

q. **Aggie Band Lyre**

The Aggie Band lyre, worn by members of the Fightin' Texas Aggie Band, has a long history within the Corps of Cadets. No one is quite sure of the first appearance of the lyre, but pictures and literature establish its presence in the late 1890's to 1900. It is a holdover from days when elements of the then all-Army Corps of Cadets were housed as units of cavalry, artillery, infantry, and other branches. Since the Band's members came from all branches, they decided to distinguish themselves by wearing large band lyres. The band lyre has since become the traditional designation for the Aggie Band. Band fish are awarded their lyre in their fall semester. The lyre becomes the most prized decoration a cadet receives while a member of the band.

r. **Memorial Student Center (MSC)**

"Greater love hath no man than this, that a man lay down his life for his friends." John 15:13

Following the conclusion of World War II, the alumni wanted to build a memorial to honor all Aggies who lost their lives during the World Wars. At the same time, the students wanted to build a student center. The alumni and the students put their ideas together and built the MSC. It was dedicated on Muster Day (April 21) in 1951 to all Aggies who gave their lives in wars past or future. To the north of the MSC, trees surround O.R. Simpson Drill Field to honor the Aggies who gave their lives in World War I. In the front hallway, there are pictures of the eight Aggies who have been awarded the Congressional Medal of Honor. Under each photograph, their medal is displayed along with a brief citation of their heroic efforts.

The MSC is a living memorial. We show our respect by removing our headgear upon entering the building and by not walking on the grass surrounding the building. Cadets are required to wear the Class B or a more formal uniform whenever visiting the MSC.

s. **Reveille**

Reveille is the official mascot of Texas A&M University. Reveille I came to Texas A&M in January 1931. A group of cadets hit a small black and white dog on their way back from Navasota. They picked up the dog and brought her back to school so they could care for her. The next morning, when "Reveille" was sounded, she started barking. She was named after this morning wakeup call. The following football season, she was named the official mascot, when she led the band onto the field during its halftime performance. When Reveille I died on

January 18, 1944, she was given a formal military funeral on the gridiron of Kyle Field. She was then buried at the north entrance to the field, establishing the precedent for all future Reveilles, facing the scoreboard, so they could always watch the Aggies outscore their opponent. When Kyle Field added "The Zone," the graves of past Reveilles were relocated to the plaza north of "The Zone" and a special scoreboard was erected on the north face of "The Zone" that could be seen from the grave sites.

Reveille is the most revered animal on campus. Company E-2 has the privilege of taking care of Reveille. If she is sleeping on a cadet's bed, that cadet must sleep on the floor. Cadets address Reveille as "Miss Rev, ma'am." No official record exists on how this tradition originated, but Aggie legend holds that if Reveille barks while in class with her handler, the professor may choose to dismiss the class, but it is not required.

CHAPTER 4: LEADERSHIP DEVELOPMENT

1. FOUR-YEAR LEADERSHIP DEVELOPMENT PROGRAM

The Corps of Cadets is a four-year leadership development program with specific developmental emphases and leadership objectives for each of the four years.

Primary Development Emphasis	DEVELOPING SELF	DEVELOPING OTHERS	DEVELOPING TEAMS	DEVELOPING ORGANIZATIONS
Primary Leadership Objective	"LEARN"	"COACH"	"MENTOR"	"INSPIRE"
Goals	Personal Growth Time Management Commitment to Success	Leadership Goals Leadership Philosophy Helping others reach goals	Team Goals Leading Teams Team Dynamics	Organizational Goals Leaving a Legacy Establish Goals and Priorities
Leadership Development	Preparing to Lead Peer Leadership Creating a Growth Mindset Committed Followership	Learning to Lead Developmental Orientation Modeling Growth Mindset Engaged Followership	Developing New Leaders Enforcing Standards Interpersonal Accountability Dynamic Followership	Developing New Developers Integrating Teams Organizational Effectiveness Exemplary Followership
Character Development	Holding Self Accountable "Own" My Attitude & Effort Honor Code Core Values	Holding Others Accountable Instilling Core Values Behavioral Ethics Model Skills	Team Accountability Cultivating Ethical Norms Enforcing Ethical Standards Model Behaviors	Org. Accountability Org. Ethics & Alignment Org. Culture & Climate Model Culture
Career Readiness	<u>Explore:</u> Learn Competencies Draft Initial Resume/CV Explore Career Interests Professional Online Presence	<u>Focus:</u> Develop Competencies Pursue Interests Explore Experience Options (i.e., Internship, Field Trip, Study Abroad)	<u>Plan:</u> Enhance Competencies Narrow Interests Broaden Professional Network Complete Experiential Study (i.e., Internship, Field Trng, Study	<u>Plan:</u> Exemplify Competencies Hone Professional Skills Apply for Employment Apply for Career Advancement (i.e., Grad School, Fellowships)

2. ROLE OF EACH CLASS YEAR

a. Expectations for freshmen in the Corps – DEVELOPING SELF – LEARN

- (1) Understand the Impacts of Personal Behavior and Actions
 - (a) Understand / Strive to learn & uphold the Corps Values and A&M Core Values
 - (b) Learn & Uphold The Standard and University / Corps Conduct Regulations
 - (c) Learn & Uphold the Aggie Code of Honor
- (2) Develop Self
 - (a) Develop / Maintain Respect for self and others
 - (b) Take responsibility & accountability for actions
 - (c) Manage stress / Learn to manage time

- (d) Strive for Academic Excellence and Personal Success
- (e) Understand the benefits of personal health and well being
- (f) Develop / Refine personal goals; Explore career interests
- (g) Learn Career Readiness Competencies
- (h) Develop / Foster camaraderie and community among peers
- (3) Committed Followership
 - (a) Adherence to Corps standards and regulations
 - (b) Personal alignment and adherence to core values
 - (c) Obedience to appropriate directives from upperclass cadets
 - (d) Look to upperclass cadets for guidance and feedback
 - (e) Optimal effort toward success of the outfit and broader mission of the Corps
 - (f) Learn from mistakes
 - (g) Master primary responsibilities, skills, and knowledge
 - (h) Set a positive example for peers and others
 - (i) Understand the Corps' regimented lifestyle
- b. Expectations for sophomores in the Corps – DEVELOPING OTHERS – COACH
 - (1) Understand role as a Coach
 - (a) Constructively coach and train subordinates
 - (b) Treat subordinate cadets justly / Keep subordinates informed
 - (c) Assist / Advise others in adjusting to collegiate and Corps lifestyle
 - (d) Help others to identify their goals
 - (e) Uphold the Corps Training Philosophy and Leadership Development Model
 - (2) Learn to Lead
 - (a) Carry out assigned duties / Seek additional responsibilities
 - (b) Conduct verbal and written counseling
 - (c) Hold self, peers, and subordinate cadets accountable
 - (d) Engaged Follower / Never stop observing and learning
 - (e) Uphold / Model ethical behavior
 - (3) Engaged Followership
 - (a) Continue to develop and practice Committed Followership behaviors
 - (b) Commit to the wellbeing of others
 - (c) Actively seek understanding of directives through listening, asking, and learning the "why"

- (d) Promote mutual respect, fairness, and dignity in all interactions
 - (e) Coach others to develop and achieve personal and organizational goals and objectives
 - (f) Promote effective communication through effective listening and articulate speaking
 - (g) Support the decisions of upperclass cadet leaders
- (4) Develop a Focus
- (a) Provide a positive example for others
 - (b) Instill Corps Values, Aggie Code of Honor and A&M Core Values
 - (c) Develop Career Readiness Competencies
 - (d) Explore Options / Pursue interests
- c. Expectations for juniors in the Corps – DEVELOPING TEAMS – MENTOR
- (1) Mentor and Lead Cadets
- (a) Present and Engaged in daily activities / Serve as primary instructor
 - (b) Hold self, peers and all cadets accountable / Be the Role Model
 - (c) Critique subordinates, help cadets learn and improve
 - (d) Mentor cadets / Assist in achieving goals
 - (e) Further the Corps Training Philosophy and Leadership Development Model
- (2) Develop Leaders
- (a) Maintain good order and discipline
 - (b) Reinforce integrity & accountability among all cadets
 - (c) Ensure wellbeing of self and others
 - (d) Enforce standards and ethical behavior
 - (e) Develop new leaders
- (3) Dynamic Followership
- (a) Actively support/execute Commander's Intent & Vision
 - (b) Continue to develop and practice Committed and Engaged Followership behaviors
 - (c) Build positive group identity in all interactions
 - (d) Use knowledge and skills to support common outfit and Corps goals and objectives
 - (e) Employ effective and ethical decision making
 - (f) Actively participate in discussions by asking questions and provide appropriate insight to upperclass organizational leaders
 - (g) Actively seek feedback and advance ideas for continuous improvement
- (4) Lead the Team
- (a) Develop / Plan / Execute training and activities

- (b) Create / Lead teams to achieve group goals
- (c) Provide feedback to commanders / Provide accurate and timely reports
- (d) Enhance Career Readiness Competencies / Narrow interests
- d. Expectations for seniors in the Corps – DEVELOPING ORGANIZATIONS – INSPIRE
 - (1) Develop / Lead / Inspire Units and Organizations
 - (a) Establish / Communicate goals and priorities
 - (b) Inspire all cadets to succeed
 - (c) Clearly communicate task, purpose and end state
 - (d) Effectively communicate guidance and information
 - (e) Exemplify an ideal cadet of unquestionable integrity and ethical behavior
 - (f) Integrate teams, achieve organization goals
 - (g) Effectively delegate and follow through with tasks
 - (h) Take responsibility of subordinate actions
 - (2) Exemplary followership
 - (a) Align Outfit goals/vision with Corps mission
 - (b) Continue to develop and practice Committed, Engaged, and Dynamic Followership behaviors
 - (c) Be accountable to Office of Commandant leadership for the efficient and effective performance of assigned tasks and mission requirements
 - (d) Create an environment where all members can advance toward their full potential
 - (e) Integrate efforts of teams toward broader organizational objectives
 - (f) Boldly participate in active discussions and generate potential solutions to issues
 - (g) Fully support legitimate and legal decisions and directives from higher leadership
 - (h) Create and maintain a culture of ethical accountability and respect throughout the organization
 - (3) Further Organization Institutions
 - (a) Instill the Corps Training Philosophy and Leadership Development model
 - (b) Develop subordinates to lead and inspire future cadets
 - (c) Create / Sustain a lasting Corps/Unit culture of quality for future cadets
 - (d) Exemplify Career Readiness Competencies
 - (e) Hone professional skills

3. LEADERSHIP CERTIFICATE PATHWAY

- a. Successful completion of the leadership development program of study and practice can result in the receipt of the Hollingsworth Certificate in Applied Ethical Leadership. This

certificate is awarded through the Corps of Cadets and the HCEL. When effectively leveraged, this credential can significantly assist recipients as they articulate their Corps experiences and academic studies to potential employers or other interested stakeholders.

b. Certificate Requirements:

(1) Successful Completion of all HCEL-approved leadership coursework.

(a) SOMS 281. Fundamentals of Intentional Leadership.

(0-1 credit hour with traditional letter grade)

Exposure to the fundamentals of intentional leadership, deliberate practice, planning and leadership assessment; development of initial personal leadership development plans; alignment of personal and organizational values, vision, mission, strengths, purpose and goals toward desired outcomes.

(b) SOMS 380. Workshop in Leadership Education.

(0-1 credit hour with traditional letter grade)

The study of leadership theory, personal constraint theory, intra-group relationships, assessment tools for skills development, and techniques for achieving group goals.

(c) SOMS 381. Workshop in Leadership Education II

(0-1 credit hour with traditional letter grade)

Continuation of SOMS 380. Fundamentals of small group dynamics; interpersonal communication; application of selected leadership theories; interpretation of individual assessments to include personality traits, development of desired personal habits, and values.

(d) SOMS 481. Seminar in Executive Leadership.

(0-1 credit hour with traditional letter grade)

The study of contemporary leadership issues, organizational effectiveness, problem solving, and decision making.

(e) SOMS 482. Seminar in Executive Leadership II.

(0-1 credit hour with traditional letter grade).

Continuation of SOMS 481. Discussion of ethical dilemmas in leadership roles; ethical decision-making; personal accountability in organizational settings.

(2) Application of leadership concepts and principles in experiential contexts.

(a) Verifiable, documented activity within the Corps of Cadets, Texas A&M University, or the local community.

(b) Applicants are required to connect their level of engagement to the appropriate elements of the Corps Leadership Development Model and one or more of the Corps 12 Career Readiness competencies.

(3) Personal Development

- (a) Completion of at least two semesters of an Individual Leadership Development Plan (ILDP). NOTE: this is typically completed within the normal SOMS academic coursework.
 - (b) Completion of capstone culmination exercise in SOMS 482 (instructor option: may be a culmination paper, "Worldview" project, cumulative exam, or other item approved by the instructor.)
 - (c) Professionally reviewed resume
 - (d) Completion of a capstone exit interview with a personal mentor
- c. The HCEL Director may waive any of the above requirements as appropriate on a case-by-case basis.

4. CAREER READINESS

- a. Career Readiness (CR) is defined as: The attainment and demonstration of requisite competencies that broadly prepare graduates to successfully transition into the workplace.
- b. Career readiness competencies are equally important and applicable in military, public, and private work sectors. In partnership with the Texas A&M Career Center and the National Association of Colleges and Employers, the following "Core 12" competencies are expected to be developed throughout the cadet Corps experience:

(1) PROFESSIONALISM

(a) Definition: Knowing work environments differ greatly, understand, and demonstrate effective work habits, and act in the interest of the larger community and workplace.

(b) Sample behaviors:

1. Act equitably with integrity and accountability to self, others, and the organization
2. Maintain a positive personal brand in alignment with organization and personal career values
3. Be present and prepared
4. Demonstrate dependability (e.g., report consistently for work or meetings)
5. Consistently meet or exceed goals and expectations
6. Have an attention to detail
7. Personal accountability & effective work habits
8. Manage time and resources effectively
9. Act responsibly with the interests of the larger community in mind
10. Learn from mistakes

(2) TEAMWORK

(a) Definition: Build and maintain collaborative relationships to work effectively toward common goals, while appreciating diverse viewpoints and shared responsibilities.

(b) Sample behaviors:

1. Listen carefully to others, taking time to understand and ask appropriate questions without interrupting
2. Effectively manage conflict, interact with and respect diverse personalities, and meet ambiguity with resilience
3. Be accountable for individual and team responsibilities and deliverables
4. Collaborate with others to achieve common goals
5. Employ personal strengths, knowledge, and talents to complement those of others
6. Build collaborative relationships with colleagues and customers representing diverse viewpoints
7. Negotiate and manage conflict

(3) ETHICAL LEADERSHIP

(a) Definition: Values-centered recognition and capitalization of personal and team strengths to achieve organizational goals.

(b) Sample behaviors:

1. Inspire, persuade, and motivate self and others under a shared vision
2. Seek out and leverage diverse resources and feedback from others to inform direction
3. Use innovative thinking to go beyond traditional methods
4. Serve as a role model to others by approaching tasks with confidence and a positive attitude
5. Motivate and inspire others by encouraging them and by building mutual trust
6. Plan, initiate, manage, complete, and evaluate projects
7. Organize, prioritize, and delegate work

(4) CRITICAL THINKING

(a) Definition: Identify and respond to needs based upon an understanding of situational context and logical analysis of relevant information.

(b) Sample Behaviors:

1. Make decisions and solve problems using sound, inclusive reasoning and judgment
2. Gather and analyze information from a diverse set of sources and individuals to fully understand a problem
3. Proactively anticipate needs and prioritize action steps
4. Accurately summarize and interpret data with an awareness of personal biases that may impact outcomes
5. Obtain, interpret, and use knowledge, facts, and data in decision-making processes

6. Demonstrate originality and inventiveness
7. Multi-task well in a fast-paced environment

(5) COMMUNICATION

- (a) Definition: Clearly and effectively exchange information, ideas, facts, and perspectives with persons inside and outside of an organization.
- (b) Sample behaviors
 1. Understand the importance of and demonstrate verbal, written, and non-verbal/body language, abilities
 2. Employ active listening, persuasion, and influencing skills
 3. Communicate in a clear and organized manner so that others can effectively understand
 4. Frame communication with respect to diversity of learning styles, varied individual communication abilities, and cultural differences

(6) TECHNOLOGY

- (a) Definition: Understand and leverage technologies ethically to enhance efficiencies, complete tasks, and accomplish goals.
- (b) Sample behaviors:
 1. Use technology to improve efficiency and productivity of work
 2. Identify appropriate technology for completing specific tasks
 3. Manage technology to integrate information to support relevant, effective, and timely decision-making
 4. Navigate change and be open to learning new technologies

(7) RESPECT & INCLUSION

- (a) Definition: Treating all people with dignity and inherent value. Demonstrate the awareness, attitude, knowledge, and skills required to thoughtfully engage people from different local and global cultures.
- (b) Sample behaviors:
 1. Demonstrate openness, inclusiveness, sensitivity
 2. Interact respectfully with all people
 3. Seek global cross-cultural interactions and experiences that enhance one's understanding of people from different demographic groups and that leads to personal growth
 4. Demonstrate flexibility by adapting to diverse environments
 5. Keep an open mind to diverse ideas and new ways of thinking
 6. Solicit and use feedback from multiple cultural perspectives

7. Actively contribute to inclusive and equitable practices that influence individual, organizational, and societal progress

(8) CAREER & SELF-DEVELOPMENT

(a) Definition: Proactively develop oneself and one's career through continual personal and professional learning, awareness of one's strengths and weaknesses, navigation of career opportunities, and networking to build relationships.

(b) Sample behaviors:

1. Show an awareness of own strengths and areas for development
2. Identify areas for continual growth while pursuing and applying feedback
3. Develop plans and goals for one's future career
4. Professionally advocate for oneself and others
5. Display curiosity; seek out opportunities to learn
6. Assume duties or positions that will help one progress professionally
7. Establish, maintain, and/or leverage relationships with people who can help one professionally
8. Seek and embrace development opportunities
9. Voluntarily participate in further education, training, or other events to support one's career

(9) ADAPTABILITY

(a) Definition: The ability to be flexible and adjust to changing contextual factors, conditions, or environments, to include being open, innovative, and willing to learn new things and take on new and/or emerging challenges.

(b) Sample behaviors:

1. Recognize and adjust to unforeseen circumstances
2. Maintain flexibility in complex situations
3. Modify plans to accomplish predetermined goals
4. Overcome obstacles

(10) RESILIENCY

(a) Definition: Process of recovering well from adversity, trauma, tragedy, threats, or other significant sources of stress—such as family and relationship problems, health problems, or academic, workplace, and financial stressors.

(b) Sample behaviors:

1. Demonstrate a growth mindset by learning from setbacks or failure
2. Mentally and emotionally cope with crisis
3. Protect oneself from the potential negative effects of stressors
4. Demonstrate grit and determination to elevate above circumstances

(11) PHYSICAL & MENTAL WELLNESS

(a) Definition: Understand and leverage technologies ethically to enhance efficiencies, complete tasks, and accomplish goals.

(b) Sample behaviors:

1. Make intentional choices toward a healthy and fulfilling life
2. Self-care, stress reduction and the development of inner strength
3. Maintain optimal body structures and functions through healthy nutrition, physical activity and exercise, sleep health, and proper hydration.

(12) FINANCIAL LITERACY

(a) Definition: Ability to understand and effectively use various financial skills, including personal and organizational financial management, budgeting, and investing. To become increasingly wise stewards of personal and organizational resources.

(b) Sample behaviors:

1. Understand and properly apply financial management skills
2. Make informed and effective decisions with financial resources
3. Create and maintain personal and organizational budgets
4. Protect economic value with appropriate financial risk management

- c. Career Readiness Officers (CRO). Each cadet outfit will have a minimum of one CRO to advise the unit of CR opportunities, assist in the development of appropriate CR training events, monitor the CR point system, and other duties as assigned by the Corps CR leadership chain of command.
- d. Career Readiness point system. Throughout the year, cadets are expected to develop themselves in each of the twelve CR Competencies listed above. To enhance accountability, assessment, and effectiveness of the Corps CR program, cadets earn points for their participation in CR-related activities. To ensure appropriate emphasis is being given to CR, overall averages of points accumulated by outfit are reported monthly to the Commandant.

5. CONFERENCES

HCEL hosts two developmental conferences each year.

- a. Intentional Leadership Conference (ILC). Held in the spring of each year, this conference is open to all cadets and approved students from the broader TAMU community. The ILC fosters the development of leadership and career readiness skills that will help students from various backgrounds succeed as global leaders in the future.
- b. Rising Commanders Conference (RCC). Held in the spring of each year, this conference targets newly selected rising Corps and outfit commanders. The primary purpose of this conference is to equip these rising leaders for the leadership and ethical demands of Corps command. Content is primarily delivered through outgoing commanders and covers lessons learned, emerging issues, and practical guidance to design and implement a successful organizational culture, goal-setting, and mission accomplishment.

CHAPTER 5: CORPS ACADEMIC PROCEDURES

1. COMMANDANT'S INTENT

Academic success is the leading priority of the Corps of Cadets because, first and foremost, cadets attend Texas A&M University to attain a degree. The Corps promotes and enhances the scholastic performance of all Corps members by providing the most successful academic support program on campus. The Corps Academic program utilizes an intentional, standards-based approach to establish the environment, provide professional academic consulting and a mentorship support program, and recognize academic achievement. This policy also promotes an academic program to enable graduation in a timely manner.

2. KEYS TO ACADEMIC SUCCESS FOR CADETS

- a. Seek out tutoring, supplemental instruction, and departmental help when needed.
- b. Utilize Evening Study Time (EST) efficiently. Use your free time on the weekends (or if necessary, during the Academic Day) to conduct personal errands.
- c. Seek out and meet with the Corps Scholastics Performance Specialists to discuss current academic progress and future plans toward degree completion.

3. CLASS ATTENDANCE

- a. Cadets will attend every class and will be on time.
- b. Corps or outfit activities that prevent a cadet from getting to class on time at any time of day are prohibited.
- c. Cadets with a 0800 class on the A&M campus will be out of the dorm by 0730 and off the quad in time to be in class by 0755.
 - (1) Blinn TEAM and TEAB cadets may have classes beginning at 0745 or earlier. These cadets will be excused from outfit activities to allow them to prepare for class, eat breakfast, and travel to the RELLIS campus for the start of their class.
- d. Cadets who have classes that meet after the end of the Academic Day and/or during EST will be excused from activities.
- e. Procedures when cadets are absent from class:
 - (1) Cadets are responsible for notifying instructors of expected absences. See "Attendance Policy" in the "Student Rules" (www.studentrules.tamu.edu).
 - (2) In the event of an unexpected absence due to emergency illness or personal concerns, Corps Academics will coordinate on behalf of the student to properly inform a cadet's instructors.

4. STANDARDS FOR LEADERSHIP AND/OR PARTICIPATION IN SPECIAL UNITS

To apply for and serve in any leadership positions or participate in special unit activities, a cadet must:

- a. Be in Good Standing with the University and the Corps of Cadets.
- b. Achieve the following minimum credit hours towards degree completion.

- (1) Beginning of sophomore year, completed a minimum of 30 hours.
- (2) Beginning of senior year, completed a minimum of 75 hours.
- c. Meet and maintain the Term and Cumulative GPA indicated below to serve in the indicated positions. Continuance in the position will be reviewed if the cadet fails to maintain these requirements.

Position	Term	Cumulative
Commanders*	2.5	2.9
Executive Officers	2.5	2.8
Sergeants Major and First Sergeants	2.5	2.9
Scholastic Officer & Sergeant	2.5	2.8
Staff Officer & Sergeant	2.3	2.5
Plt/Flt Leader/Sergeant & Squad Leader	2.3	2.5
Asst Squad leader / Team Leader	2.3	2.5
FOW / SOW Cadre member	2.3	2.5
Guidon Bearer (not a leadership billet)	2.3	2.5
Ross Volunteer Senior Leader**	2.5	2.9
Ross Volunteer Member	2.5	2.5
Parsons' Mounted Cavalry Leader**	2.5	2.9
Parsons' Mounted Cavalry Member	2.3	2.5
Fish Drill Team Advisor	2.5	2.9
Fish Drill Team Member	N/A / 2.3	2.3
Corps Athletic Team Leader	2.5	2.9
Corps Athletic Team Member	2.3	2.5
Other Corps Special Unit Leader	2.5	2.9
Other Corps Special Unit Member	2.3	2.5

*Includes Corps Commander, Deputy Corps Commander, Corps Chief of Staff, Major Unit Commanders, Minor Unit Commanders, and Outfit Commanders

**Commander, Executive Officer, First Sergeant, Platoon Commanders, Platoon Sergeants, and Squad Leaders

- d. For a cadet to be involved or participate in 'Off-the-Quad' activities or groups/organizations he/she must maintain a cumulative GPA that allows them to be free of Corps Academic Probation.
- e. Cumulative GPA Standards for ROTC Special Units are identified below.

ROTC Special Units	Membership	Leadership
---------------------------	-------------------	-------------------

Rudder's Rangers, Ranger Challenge	2.5	2.8
RECON, SEAL Platoon	2.75	2.8
Special Tactics Squadron	2.75	2.8

5. SCHOLASTIC AWARDS

At the end of each semester, cadets who meet specific standards will receive the following Scholastic Awards:

- | | |
|---|-----------------------------------|
| a. Commandant's Honor Roll | 3.0 term GPA w/12 hrs, no D or F |
| b. Distinguished Student | 3.25 term GPA w/12 hrs, no D or F |
| c. Outstanding Academic Performance (Silver Star) | 3.5 term GPA w/12 hrs, no D or F |
| d. Superior Academic Performance (Gold Star) | 4.0 term GPA w/12 or more hours |

Note: Awards for students enrolled in TEAM and TEAB programs will combine GPA and hours between TAMU and Blinn.

6. ACADEMIC PROBATION

Cadets with substandard academic performance will enter into an academic probation contract with the Corps Scholastic Performance Specialists.

- a. The following cadets will be placed on academic probation:

(1) AP-1: Cadets who possess a cumulative GPA below the following standards:

- | | |
|---------------------|--------|
| (a) Senior / Junior | < 2.30 |
| (b) Sophomore | < 2.20 |
| (c) Freshmen | < 2.10 |

(2) AP-2: Cadets who post two consecutive semester GPAs below a 2.00, even with a cumulative GPA above what is required for their classification.

(3) AP-3: Cadets who pass less than 10 hours their first semester in the Corps, having either failed or Q-dropped more than one course.

Note: Probation for students enrolled in TEAM and TEAB programs will combine GPA and hours between TAMU and Blinn.

- b. Removal from academic probation is contingent upon meeting all conditions of the academic probation contract.

Failure to satisfy the conditions of an academic probation contract will result in dismissal from the Corps of Cadets.

7. EVENING STUDY TIME (EST)

The purpose of Evening Study Time is to maintain an appropriate scholastic environment for the Corps. All cadets on Academic Probation, along with all freshmen, most sophomores, and many juniors are required to comply with mandatory study requirements during EST. Quiet Hours conditions in halls and rooms will be in effect for all cadets.

a. GPA Status Level and Privileges based on current cumulative GPA

	EST LEVEL			
	0	I	II	III
Freshman*	0.00-2.09	2.10-3.74	3.75-4.00	
Sophomore	0.00-2.19	2.20-3.24	3.25-3.74	3.75-4.00
Whitebelt	0.00-2.29	2.30-2.50		2.50-4.00

*All first-semester freshmen are EST Level I

b. EST Level Restrictions

(1) Level 0:

- (a) All academic Day/EST rules apply.
- (b) More restrictive or monitored EST applies. Must attend Corps Academic Support session if registered for the classes supported by the Office of the Commandant.
- (c) May only sleep or pursue academic requirements during Lights Out.
- (d) No television, large video screen, video game system, or stereo (clock radio authorized).
- (e) Free Night Out (FNO) privileges revoked.
- (f) Emphasis placed on completion of the Corps Academic Probation Contract.
- (g) Whitebelts on EST Level 0:
 - 1. Assignment to Whitebelt Probation Corps dorm and/or room, as space allows.
 - 2. Revocation of Junior or Senior Room [Privileges](#). EST Level 0 Whitebelts will maintain their rooms based on Sophomore Room [Privileges](#).

(2) Level I:

- (a) All Academic Day/EST rules apply.
- (b) More restrictive or monitored EST applies. Must attend Corps Academic Support session if registered for the classes supported by the Office of the Commandant.
- (c) May only sleep or pursue academic requirements during Lights Out.
- (d) No television, large video screen, video game system, or stereo (clock radio authorized) for freshmen and sophomore cadets.
- (e) No FNO.

(3) Level II:

- (a) All Academic Day/EST rules apply.
- (b) One FNO/week.

(4) Level III:

- (a) Not required to sit EST.
- c. EST Procedures
 - (1) EST occurs Sunday through Thursday from 1930 to 2215. On Wednesdays and Silver Taps days, EST begins at 1800 vice 1930.
 - (2) EST provides cadets an opportunity to study when and where they desire at an on-campus academic facility (as approved by SOD) to achieve the best results possible. Cadets will not be required to study in conditions that might hinder their academic pursuits. Cadets determine when they will study/rest and how much time they need to devote to their studies.
 - (3) Cadets desiring to leave the dorm during EST (for an approved activity or study location) will sign themselves out in the Sergeant of Day (SOD) logbook and sign in upon their return. All cadets required to sit EST must return to the dorm prior to 2215 nightly unless approved for late return by the SOD. Cadets wishing to sign out of EST for any other reason will submit a request via military letter 48 hours prior to the requested event.
 - (4) Approved locations for cadets during EST are:
 - (a) Scheduled Class/Exam/Academic Support activity.
 - (b) Campus library or other campus building.
 - (c) Leadership Learning Centers on the Quad. Cadets wishing to study together as a group of more than four should use the LLCs.
 - (d) Assigned Corps dorm room (off-campus or non-reg dorm room is not authorized). Cadets are authorized to study together in a dorm room if the activity is academic in nature and does not exceed four in a room. EST is not a time for cadets to visit and socialize
 - (5) Activities Permitted during EST:
 - (a) Academic activities (individual study, tutoring, test reviews, group study, supplemental instruction, departmental reviews, academic research, and other activities that promote academic progress).
 - (b) Personal hygiene and doing an individual's laundry using the dorm's laundry services.
 - (c) Attending religious services or studies one night per week.
 - (d) Cadets will be fully dressed but may wear any attire they prefer.
 - (6) Prohibited Activities during EST:
 - (a) Watching television shows, movies, or non-academic videos on a computer or TV. Playing, watching someone else play, or any other actions related to video games.
 - (b) Attending or participating in intramural events. Sophomores (EST level III) are allowed to participate provided they sign out/in with the OD/SOD.
 - (c) Conducting unit business with freshmen and sophomores (counseling, collection of dues, sign-up for events, etc.).
 - (d) Whipping out and greeting will not be required.

d. EST Instructions

- (1) Cadets who are required to sit EST will put a boot in their door from the beginning of EST until 2215. Cadets will remove the boot to change clothes.
- (2) The OD/SOD is responsible for maintaining Quiet Hours conditions with the assistance of the Scholastics Chain personnel.
- (3) The SOD or OD must be physically present and posted at the end of the dorm hallway from the beginning of EST until 2215.
- (4) Checks by the primary command chain (platoon level and above), scholastic personnel, and the OD/SOD are authorized and expected during EST. These checks will be short in duration and will not interrupt studies.
- (5) The OD/SOD will maintain the logbook and will ensure cadets are following appropriate sign-out/sign-in procedures.
- (6) The OD/SOD may secure from physically standing duty at 2215. The SOD will dim the hallway lighting upon securing at 2215.
- (7) Corps Academics, working with the Corps Scholastics Officer, will provide a standardized OD/SOD EST SOP with specific instructions regarding the execution of EST. The EST SOP is an inspection item for all EST inspections.

e.

CHAPTER 6: CORPS SCHOLARSHIP PROCEDURES

1. INTENT

2. The Corps of Cadets is committed to offering students a wide range of opportunities to learn, succeed, and excel. There are more than 2,700 Corps scholarships available to assist students financially in meeting these goals.

3. GENERAL INFORMATION

- a. The Corps Scholarship Office administers three levels of scholarships, which are available to all prospective and current cadets of the Corps. In addition, cadets who join the Corps in the fall semester of their freshman year may be eligible to receive an Easterwood Scholarship, which is administered through the Scholarships and Financial Aid office (SFA). The table below summarizes the different scholarships available:

Type	Amount/Year	Length
Keepers of the Spirit/Corps 21/Corps 4K Scholarship	\$4000 - \$5000	4 years
General Rudder/Corps 2K Scholarships	\$2000 - \$2500	4 years
Sul Ross/Corps Scholarship	\$1200	2 years (renewable)
Easterwood Scholarship (SFA)	\$4000 - \$5,000	4 years

- b. Cadets will only be awarded one type of recurring/multi-year scholarship, unless additional awards are warranted, as determined by the Corps Scholarship Committee. Additionally, cadets may be reviewed periodically by the Committee to determine eligibility for a higher level or an additional scholarship. If a cadet is awarded a higher-level scholarship, the new scholarship may replace the previously offered scholarship.
- c. To maintain a scholarship, a cadet is required to do the following:
 - (1) Be and remain in good standing with Texas A&M university and the Corps of Cadets;
 - (2) Enroll in a minimum of twelve (12) hours per semester at Texas A&M University. Blinn TEAM or TEAB cadets must enroll in a minimum of twelve (12) hours per semester combined between Blinn and Texas A&M. This requirement may be waived on a case-by-case basis by the Commandant. Graduating seniors may be enrolled less than 12 hours and be considered Full Time;
 - (3) Maintain a minimum overall grade point (GPA) of 2.3 for Corps Scholarships totaling less than \$2,000/year, 2.5 for Corps Scholarships totaling at least \$2,000/year, and 3.0 for Corps Scholarship totaling at least \$4,000/year. Corps scholarships with a very high stipend may require a higher GPA;
 - (4) Complete a minimum of thirty (30) hours prior to the beginning of his/her sophomore years, and complete a minimum of seventy-five (75) hours prior to the beginning of his/her senior year;

- (5) Write a thank you letter, if required, to his/her scholarship donor(s) each semester and submit it to the Corps Scholarship Office;
 - (6) Allow his/her grades to be sent to the donor(s) each semester;
 - (7) Allow his/her contact information, such as a phone number or e-mail address, to be sent to their donor(s); and
 - (8) Participate in all Corps- or Donor-sponsored social events.
- d. These requirements will be acknowledged in the Corps Scholarship Agreement, which is completed by the cadet during their first semester in the Corps.

4. SCHOLARSHIP ADMINISTRATION

- a. The Corps Scholarship Program is administered through the Corps Scholarship Office, under the direction of the Associate Director of the Corps Scholarships Program. The Associate Director reports directly to the Deputy Commandant/Chief of Staff.
- b. All scholarships are awarded competitively based on merit and/or financial need. All scholarship recipients are determined by the Committee unless other instructions are specifically designated in the scholarship's Gift Agreement.
- c. The Committee will meet periodically throughout the year to review cadets for scholarships per the procedures outlined in Section 4 (Awarding Procedures).

5. AWARDING PROCEDURES

- a. Current Members
 - (1) Current cadets may submit a Corps Scholarship Application, available at cadets.tamu.edu, at any time to be reviewed by the Committee.
 - (2) All freshman cadets without a scholarship will be reviewed for a merit-based scholarship at the end of the fall semester. In addition, current freshmen cadets who are the recipient of a Sul Ross/Corps Scholarship may be reviewed to determine eligibility of a higher-level scholarship, based on GPA and hours completed during the fall semester.
 - (3) Current cadets will be awarded merit-based scholarships for the following school year based on the [University Scholarship Application for Continuing Students](#) (the Continuing Student Application). This online application opens each year on 15 October with a deadline of 1 February.
- b. Financial Need and Miscellaneous
 - (1) Financial need
 - (a) At any time during the semester, any cadet can request additional scholarship aid based on financial need for either the current or subsequent semesters. For a cadet to be considered for a scholarship based on financial needs, he/she must have a FAFSA on file with SFA.
 - (b) The cadet will need to complete the Corps Scholarship Application available at cadets.tamu.edu.
 - (c) The Committee will meet as necessary throughout the school year to review financial need applications.

(2) Miscellaneous

- (a) Some cadets may routinely be reviewed by the Committee for specific scholarship awards. Many of these awards have specific donor preferences delineated in the scholarship's gift agreement or based on information communicated by the donor to the Corps Scholarship Office.
- (b) There are some scholarships administered by the Corps Scholarship Office but awarded by individuals or Corps organizations outside of the Corps Scholarship Committee. These individuals or groups are delineated in the scholarship's gift agreement. For these scholarships, the Corps Scholarship Office will provide the necessary information and/or guidelines to those tasked with selecting the recipient in a timely manner each year or as necessary.
- (c) There are some scholarships that require a separate application and review process. For these scholarships, the Committee will review a list of cadets who meet the scholarship requirements and invite qualified cadets to submit an application provided by the Corps Scholarship Office.

6. SPECIAL SCHOLARSHIP PROGRAMS

- a. Descriptions of special scholarship programs, such as the Patriot ROTC Scholarship, Major General Raymond L. Murray '35 Scholarship, and Corps Leadership Award can be found on the Corps Scholarships website at cadets.tamu.edu.

7. SCHOLARSHIP PROBATION

a. Grades Probation

- (1) Cadets whose cumulative GPA falls below the minimum required for their scholarship level at the end of any semester will be placed on Corps Scholarship Grades Probation for the following semester.
- (2) While on Grades Probation, the cadet will continue to receive his/her scholarship and will be notified in writing of his/her Grades Probation by the Corps Scholarship Office. This letter will detail the requirements for the cadet to maintain his/her scholarship for the following semester, as determined by the Committee.
- (3) At the end of the Grades Probation semester, cadets who fail to meet the requirements set forth will have their scholarship revoked or reduced in value prior to the beginning of the following semester.

b. Hours Probation

- (1) Cadets who pass nine (9) or fewer hours in any semester will be placed on Corps Scholarship Hours Probation for the following semester, regardless of whether they succeed in maintaining the minimum GPA requirement for their scholarship. Cadets can be placed on both Grades Probation and Hours Probation in a single semester but will only be allowed one semester of probation.
- (2) While on Hours Probation, the cadet will continue to receive his/her scholarship and will be notified in writing of his/her Hours Probation by the Corps Scholarship Office. This letter will detail the requirements for the cadet to maintain his/her scholarship for the following semester, as determined by the Committee.

(3) At the end of the Hours Probation semester, cadets who fail to meet the requirements set forth will have their scholarship revoked prior to the beginning of the following semester.

c. Probation Appeal Process

(1) If a cadet loses a scholarship for failure to meet the requirements set forth by the Committee for Grades Probation and/or Hours Probation, he/she may request to appeal the Committee's decision.

(2) Appeals must be submitted on the Scholarship Appeal Form available at cadets.tamu.edu within the time period stated by the Associate Director.

(3) Appeals will be reviewed by the Committee on a case-by-case basis. The results of the Committee's decision regarding a cadet's appeal will be compiled by the Associate Director and submitted to the Chief of Staff for final decision.

8. LEAVING THE CORPS

a. Cadets who leave the Corps for any reason within the first twenty school days of each semester will have their scholarship revoked for the current semester and any subsequent semesters.

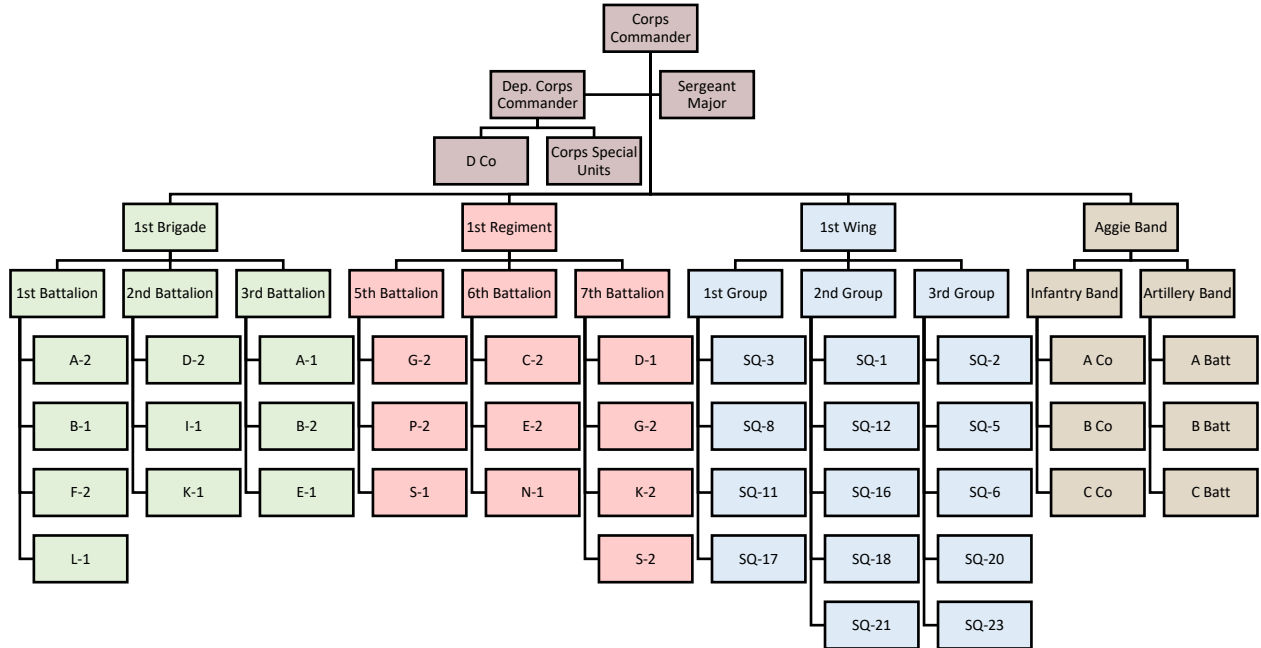
b. Cadets who leave the Corps for any reason after the first twenty school days of each semester will be reviewed on a case-by-case basis to determine if they will continue to receive their scholarship for the current semester. The scholarship will be revoked for any subsequent semesters.

c. Cadets who go on a Leave of Absence from the Corps will have their scholarship revoked for the duration of their absence and any subsequent semesters. This does not apply to cadets who leave for a Study Abroad Program, Internship, or Co-Op required for their degree.

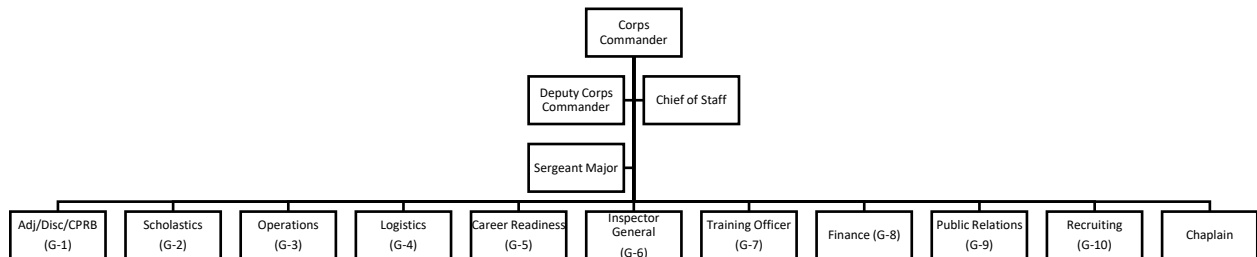
d. Cadets who are dismissed or suspended from the Corps of Cadets for any reason at any time during the semester may have their scholarship revoked, as determined by the Committee.

CHAPTER 7: CORPS OF CADETS ORGANIZATION

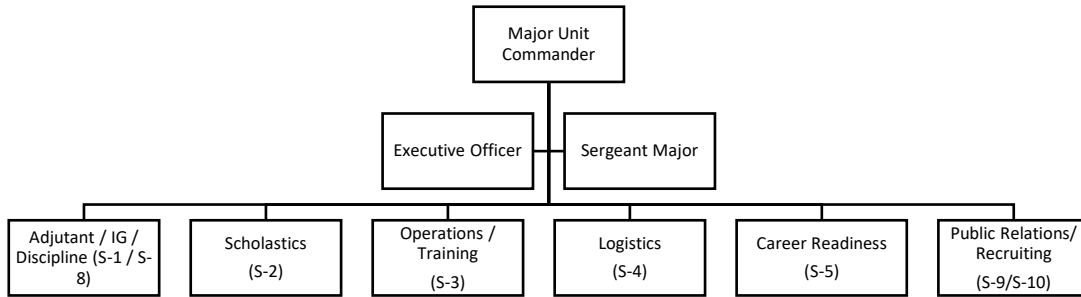
1. CORPS STRUCTURE



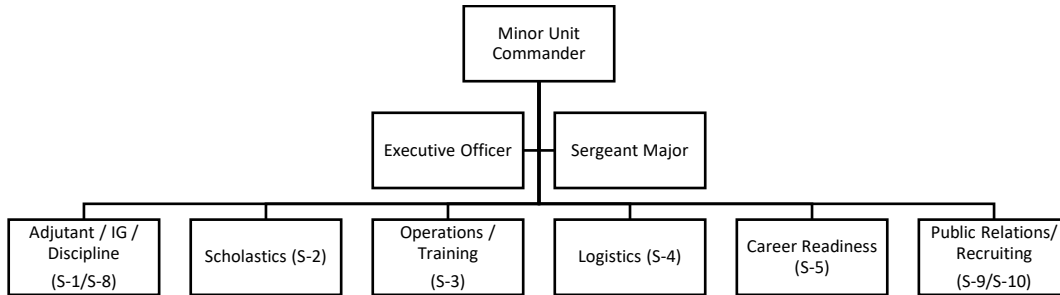
2. CORPS STAFF



3. MAJOR UNIT STAFF FUNCTIONS



4. MINOR UNIT STAFF FUNCTIONS



5. CADET POSITIONS

- a. The Corps Commander, Deputy Corps Commander, Corps Chief of Staff, as well as all Commanders, Sergeants Major, and First Sergeants down to the Company level are chosen through a strenuous interview and selection process. They serve at the pleasure of the President of the University and may be administratively replaced at the discretion of the Commandant. Command (along with staff officer) responsibilities begin after first pass of Final Review of the junior year and conclude with the first pass of Final Review of the senior year.
- b. Units will assign individuals to all positions in their Major command, e.g., Assistant Squad Leader, Squad Leader, Platoon/Flight Sergeant, and Platoon/Flight Leader.
- c. Positions other than those listed in the Table of Organization may be assigned as additional duties. Additional duties will not merit promotion to a higher rank. Personnel assigned to staffs will not appear in the outfit rosters nor will staff personnel be assigned duties in their home outfits.
- d. The Corps Housing Officer (CHO) position is not a cadet staff position. It is an appointed, paid position working for Corps Housing, a part of Residence Life. CHOs are responsible for the administration, maintenance, and safety of cadet housing under their control. CHOs assume their duties in August at the beginning of the cadet year and retain those housing responsibilities throughout the closure of the dormitories at the end of the academic year vice turning over duties during Final Review. Commanders will assist in the administration, maintenance, and safety of cadet housing as a part of their command responsibilities.

6. COMMAND RESPONSIBILITIES AND POSITIONS

The Table of Organization (T/O) below contains the authorized positions within the Corps of Cadets. The Corps Commander (with Corps Operations Director approval) may authorize deviations as needed.

Corps Staff

<u>Position</u>	<u>Rank</u>	<u>Position</u>	<u>Rank</u>
Commander ¹	COL of Corps	Career Readiness Officer	LTC
Deputy Corps Commander ¹	COL	Sergeant Major of the Corps ¹	CSGM
Chief of Staff	COL	Operations Sergeant	MSG
Operations Officer	LTC	Logistics Sergeant	MSG
Training Officer	LTC	Training Sergeant	MSG
Logistics Officer	LTC	Scholastics Sergeant	MSG
Scholastics Officer	LTC	Recruiting Sergeant	MSG
Recruiting Officer	LTC	Public Relations Sergeant	MSG
Public Relations Officer	LTC	Discipline/CPRB Sergeant	MSG
Disc / CPRB Officer / Adjutant	LTC	Inspector General Sergeant	MSG
Inspector General	LTC	Career Readiness Sergeant	MSG
Corps Chaplain	LTC		

Brigade/Wing/Regiment/Combined Band

<u>Position</u>	<u>Rank</u>	<u>Position</u>	<u>Rank</u>
Commander ¹	COL	Chaplain	MAJ
Executive Officer	LTC	Sergeant Major ¹	SGM
Scholastics Officer	MAJ	Scholastics Sergeant	SFC
Ops / Training Officer	MAJ	Ops / Training Sergeant	SFC
Logistics Officer	MAJ	Logistics Sergeant	SFC
Recruiting/PR Officer	MAJ	Recruiting / PR Sergeant	SFC
Disc Officer / IG / Adjutant	MAJ	Discipline / IG Sergeant	SFC
Career Readiness Officer	MAJ	Career Readiness Sergeant	SFC

Battalion/Group/Band Unit

<u>Position</u>	<u>Rank</u>	<u>Position</u>	<u>Rank</u>
Commander ¹	LTC	Chaplain	CPT
Executive Officer	MAJ	Sergeant Major ¹	SGM
Scholastics Officer	CPT	Scholastics Sergeant	SSG
Ops / Training Officer	CPT	Ops / Training Sergeant	SSG
Logistics Officer	CPT	Logistics Sergeant	SSG
Recruiting/PR Officer	CPT	Recruiting / PR Sergeant	SSG
Disc Officer / IG / Adjutant	CPT	Discipline / IG Sergeant	SSG
Career Readiness Officer	CPT	Career Readiness Sergeant	SSG

Company/Squadron/Battery³

<u>Position</u>	<u>Rank</u>	<u>Position</u>	<u>Rank</u>
Commander ¹	MAJ	Public Relations Sergeant	SSG
Executive Officer	CPT	Discipline Sergeant	SSG
Platoon/Flight Leader ¹	CPT	IG Sergeant	SSG
Operations Officer	1LT	Career Readiness Sergeant	SSG
Training Officer	1LT	Squad Leader ¹	SSG
Logistics Officer	1LT	Asst Squad Leader	CPL
Scholastics Officer	1LT	Fire Team Leader ¹	CPL
Recruiting Officer	1LT	Guidon Bearer	CPL
Public Relations Officer	1LT	Operations Corporal	CPL
Discipline Officer	1LT	Training/Athletic Corporal	CPL
Inspector General	1LT	Logistics Corporal	CPL
Career Readiness Officer	1LT	Scholastics Corporal	CPL
First Sergeant ¹	1SG	Recruiting Corporal	CPL
Platoon/Flight Sergeant ¹	SFC	Public Relations Corporal	CPL
Operations Sergeant	SSG	Discipline Corporal	CPL
Training/Athletic Sergeant	SSG	IG Corporal	CPL
Logistics Sergeant	SSG	Career Readiness Corporal	CPL
Scholastics Sergeant	SSG	Mascot Corporal (E-2)	CPL
Recruiting Sergeant	SSG	Asst Fire Team Leader	PFC

Corps and Major Unit Color Guard

<u>Position</u>	<u>Rank</u>	<u>Position</u>	<u>Rank</u>
Commander ²	MAJ	Color Sergeant	SFC
Senior Color Sergeant ²	MSG	Color Guard	CPL

Special Units⁴

<u>Position</u>	<u>Rank</u>	<u>Position</u>	<u>Rank</u>
Commander ²	MAJ	Operations Officer	1LT
Executive Officer	CPT	First Sergeant ²	1SG

Notes:

¹ Denotes cadets authorized to wear green tabs.

² Denotes cadets authorized to wear grey tabs.

³ Commanders need not place one cadet per billet, but they must ensure all billet responsibilities are assigned. Combining billet responsibilities under a single cadet is allowed.

All seniors without assigned positions are 2LTs; All juniors without assigned positions are SGTs; All sophomores without assigned positions are PFCs.

7. CORPS STAFF POSITION DESCRIPTIONS

- a. **Corps Commander.** The senior ranking cadet officer in the Corps, the Corps Commander is ultimately responsible for all cadets and their actions as well as Corps events and activities.

The Corps Commander may delegate authority to subordinates to act in accordance with directives, but can never delegate responsibility for ensuring standards are met and policies followed by every member of the Corps. The Corps Commander supervises subordinate commanders, staff officers and the Sergeant Major of the Corps, and ensures units comply with all Corps and University policies while conducting proper risk assessments of organization activities. The Corps Commander is accountable to the Commandant.

- b. **Deputy Corps Commander.** The Deputy Corps Commander assists with the execution of Corps activities and supervision of cadets as directed by the Corps Commander. As the second in command of the Corps, the Deputy Corps Commander may temporarily assume the duties, responsibilities, and authority of the Corps Commander in the Corps Commander's absence to ensure the Corps Commander's policies are followed and plans are executed to standard. Specifically, the Deputy Corps Commander is charged with executing coordination and liaison with external organizations within the university and student government. The Deputy Corps Commander is the immediate cadet supervisor for Delta Company. The Deputy Corps Commander is accountable to the Corps Commander and the Commandant.
- c. **Corps Chief of Staff.** The Corps Chief of Staff assists with Corps activities as directed by the Corps Commander, ensures the Corps Commander's policies are followed, manages the Corps Staff, and coordinates staff actions. The Chief of Staff is charged with ensuring efficient and timely staff actions and acts as a sounding board, mentor, and coordination link for Major Unit Executive Officers. The Corps Chief of Staff is accountable to the Corps Commander.
- d. **Corps Command Sergeant Major.** The Corps Command Sergeant Major is the senior ranking cadet noncommissioned officer in the Corps. As the "right-hand" of the Corps Commander, the Corps Command Sergeant Major carries out duties and tasks as directed by the Corps Commander. The Corps Command Sergeant Major works closely with the Major Unit Sergeants Major to ensure compliance with all Corps and University policies and execution of proper risk assessments of organization activities. As the peer-leader of the Major Unit Sergeants Major the Corps Command Sergeant Major facilitates accountability and ensures good order and discipline is maintained throughout the Corps. The Corps Command Sergeant Major acts in accordance with the intent and policies outlined by the Corps Commander, Deputy Corps Commander, and Corps Chief of Staff, and is an extension of their command team. The Corps Command Sergeant Major is accountable to the Corps Commander.
- e. **Corps Staff.** Corps Staff consists of the Commander, Deputy Commander, Command Sergeant Major, and the Corps Chief of Staff, along with officers and sergeants serving in staff positions. The Commander, the Deputy Commander, the Corps Chief of Staff, and the Corps Command Sergeant Major form the upper tier of the cadet command chain while the staff officers and their sergeants are responsible for numerous staff areas, each with its own chain of coordination and communication. Delegation to act (as granted by the Commander) includes authority for staff leads to develop and issue orders tasking subordinate units based on the commander's guidance. Sergeants on Corps Staff are accountable to their staff functional area officer. Corps Staff Officers are accountable to the Commander. They communicate directly with and receive guidance from the Commander. At the same time these staff officers maintain a daily coordination and functional information flow with the Chief of Staff. In accordance with Commander's guidance, the Chief of Staff has tasking authority over the staff.

- (1) **Adjutant / Discipline / Cadet Performance Review Board President (G-1).** The Adjutant coordinates personnel and administrative actions and works with subordinate Adjutants to ensure effective management of personnel data. The Adjutant supervises administrative personnel, ensures the accuracy of statistical information for compiling personnel reports, and accomplishes required tasks per The Standard and other directives. He/She serves as the Adjutant for Corps formations and parades. Corps Discipline Officer/Sergeant ensures proper execution of Restricted Weekends, Marching Tours, and all discipline items. The Cadet Performance Review Board President serves as the head of the CPRB, unless someone else is designated by the Corps Commander and approved by the Commandant. The CPRB President manages all aspects of the cadet conduct system and accomplishes discipline program administrative tasks as required.
- (2) **Scholastics (G-2).** The Scholastics Officer/Sergeant coordinates scholastics activities and works with the subordinate unit Scholastics Officers, the Assistant Commandant for Academics and International Programs, and the Corps Scholastic Performance Specialists. He/She ensures the cadet scholastic chain effectively manages Corps academic programs and informs all cadets of available academic support programs, supplemental instruction, and one-on-one cadet tutoring. The G-2 seeks to create additional opportunities to improve for cadets experiencing academic difficulties. The G-2 ensures the accuracy of statistical information for compiling/computing the various awards and recognition.
- (3) **Operations and Training (G-3/G-7)**
 - (a) The Operations and Training Officer/Sergeant conducts detailed planning and coordinates the execution of the Corps operations and training activities. The G-3 works with subordinate unit Operations and Training Officers to ensure proper execution of operations. Additionally, the G-3 supervises the preparation of orders, the incorporation of risk assessment for all planned activities. The G-3 is also charged with managing the guardroom, scheduling the Duty Company, and providing oversight of Duty Company activities.
 - (b) The Operations and Training Officer/Sergeant conducts detailed planning and coordinates with subordinate unit Operations and Training Officers to ensure proper execution of training for all cadets. The G-7 oversees the execution of the Corps Remedial Training and Return to Duty Programs and provides oversight of athletic programs within the Corps. This effort ensures units and cadets receive credit for activities as well as the accuracy of statistical information for compiling/computing the various awards and recognition. Additionally, the G-7 supervises the publishing of the weekly training schedule. The Operations & Training Officer/Sergeant ensures the publication of the training schedule and assists with the training activities for Corps events. He/She also plans and conducts physical fitness training for Corps Staff members as well the Corps Staff PFT.
- (4) **Logistics (G-4).** The Logistics Officer/Sergeant coordinates with the subordinate unit Logistics Officers/Corps Housing Officers to ensure the dorms are maintained and when necessary fixed in a timely manner. Alongside the Corps Housing Officer duties, the Logistics Officer will inspect and report any maintenance issues or damages that occur during the year. The Logistics Officer will serve as the Corps liaison for the University Dining Advisory Committee. In addition, the Logistics Officer will be the President of the Duncan Advisory Board.

- (5) **Career Readiness (G-5).** The Career Readiness Officer/Sergeant serves as the cadet advisor for all programs and events planned, coordinated, and/or executed by the Career Readiness chain. The CR Officer ensures the proper training of the MU CR Officers and Sergeants and resolves issues and conflicts that arise. The G-5 is responsible for disseminating CR opportunities and information to the MU level. The CR Officer is responsible for working with and providing resources to the Intentional Leadership Conference. The G-5 also ensures all SOP requirements are met for the year and supervises the tracking and approval of these requirements. The CR Officer serves as a moderator of the Career Readiness Point submissions and is responsible for overseeing the MU point approvals/disapprovals.
- (6) **Inspector General Officer (G-6).** The Corps Inspector General (IG) is responsible for managing Standard of Living Inspections, Military Proficiency Inspections (MPIs), coordinating with the Uniform Distribution Center (UDC), and recommending changes to The Standard. The G-6 must coordinate actions of the IG chain to ensure Standard of Living inspections are completed in accordance with the Corps inspection policy. The Corps IG establishes, leads, and administers the MPI team, as well as the actions of its members. With this, the G-6 ensures accurate statistical compiling of inspection reports. The Corps IG facilitates the interactions between the UDC and cadets and creates schedules for issue as well as providing feedback between the two entities for future improvements. The Corps IG provides recommended revisions to The Standard as needed.
- (7) **Finance (G-8).** The Finance Officer/Sergeant works with Student Activities regarding the management of funds for the entire Corps as well as specific Corps Staff activities. The Finance Officer is tasked with compiling statistical information for financial reports to work in conjunction with the Student Organizations Finance Center (SOFC).
- (8) **Public Relations (G-9).** The Public Relations (PR) Officer/Sergeant coordinates the Corps' public affairs program and works with the Office of the Commandant Marketing and Communications and subordinate unit PR Officers to ensure an effectively managed public affairs program. The PR Officer/Sergeant also coordinates cadet activities related to public outreach with the rest of the university and the surrounding community. He/She keeps the commander informed of all public relations matters pertaining to the Corps. The PR Officer/Sergeant is responsible for managing events that will raise money for the Corps' philanthropy each year. Additionally, the PR Officer/Sergeant keeps track of community service hours performed by all cadets to calculate unit awards.
- (9) **Recruiting (G-10).** The Corps Recruiting Officer/Sergeant is ultimately responsible for all activities of the Corps Recruiting Chain. As the authority on Corps Recruiting, the G-10 establishes policies for the Corps Recruiting Chain. The G-10 supervises all recruiting activities in the Corps and coordinates the efforts of the subordinate unit recruiting elements, the Darling Recruiting Company, the Corps Center Guard, and any other recruiting efforts. The G-10 approves individual recruiting awards for submission to the Commandant's Recruiting staff. The G-10 works closely with the Assistant Commandant for Recruiting and the subordinate recruiting chains to ensure recruiting personnel effectively manage the Spend-The-Night-With-The-Corps (SNWC) program, the cadet recruiting chain, "phone push," and special recruiting opportunities [New Student Conference, "Spend the Day with the Corps" (SDWC), "Aggie For A Day," and "Aggieland

Saturday”]. The G-10 ensures the accuracy of statistical information for compiling and computing the various awards and recognition.

(10) **Corps Chaplain.** The Corps Chaplain promotes high morale and unity throughout the entire Corps. The Chaplain’s focus is on the concern of the general welfare of all cadets. To promote this, the Chaplain oversees morale-building events and activities to generate more interpersonal relationships between cadets. The Corps Chaplain leads Corps prayers for events and chow.

(11) **Corps Clerks.** Corps Staff employs the services of Corporals to serve as Corps Clerks/Runners. They provide a vital, physical information linkage between Corps Staff and Major Unit Staffs while assisting Corps Staff through various tasks as assigned. Clerks are responsible for the Corps guidons used at March-Ins and Corps Reviews.

8. MAJOR UNIT STAFF POSITION DESCRIPTIONS

- a. **Major Unit Commander.** The Major Unit Commander is the senior ranking cadet officer assigned to a major unit. The Major Unit Commander is ultimately responsible for all assigned cadets as well as their actions and activities. Major Unit Commanders may delegate authority to subordinates to act in accordance with directives but can never delegate responsibility for ensuring standards are met and policies followed by every member of the major unit. The Major Unit Commander ensures the major unit complies with all Corps and University policies and conducts proper risk assessments of organization activities. The Major Unit Commander supervises Minor Unit Commanders, staff officers, and the Major Unit Sergeant Major. Major Unit Commanders are accountable to the Corps Commander, their Cadet Advisory Team Staff, and the Commandant for everything their units do or fail to do.
- b. **Major Unit Executive Officer.** The Major Unit Executive Officer (XO) assists with major unit activities and cadets as directed by the Commander; temporarily assumes the duties, responsibilities, and authority of the commander in his/her absence; ensures the commander’s policies are followed and his/her plans are executed to standard; manages the staff; and coordinates staff actions and operations. The Major Unit XO acts as a sounding board, mentor, and informal coordination chain for subordinate unit commanders and their XOs. The Major Unit XO is accountable to the Major Unit Commander.
- c. **Major Unit Sergeant Major.** The Major Unit Sergeant Major is the senior ranking cadet noncommissioned officer in the major unit. The Major Unit Sergeant Major is the “right-hand” to the Major Unit Commander and carries out duties and tasks as directed by the Major Unit Commander. The Major Unit Sergeant Major works closely with the Corps Command Sergeant Major and Minor Unit Sergeants Major to ensure compliance with all Corps and University policies, facilitation of accountability, and execution of proper risk assessments of organization activities. As an extension of the Major Unit Commander, the Major Unit Sergeant Major aligns to the Major Unit Commander’s intent for the major unit and ensures good order and discipline is maintained throughout the major unit. The Major Unit Sergeant Major is accountable to the Major Unit Commander.
- d. **Major Unit Staff.** Major Unit Staffs consist of the Commander, Executive Officer, the Sergeant Major, and additional officers and sergeants serving in staff positions. The Commander, his XO, and the Sergeant Major form the cadet command chain while the staff officers and sergeants are responsible for multiple staff areas, each with its own chain of coordination and

communication. Staff members are accountable to the Commander and communicate directly with and receive guidance from the Commander.

- (1) **Adjutant/IG/Discipline/Finance.** The Major Unit Adjutant coordinates major unit personnel and administrative action and works with subordinate unit admin personnel to ensure effective management of personnel data. He supervises admin, IG, discipline, and finance personnel and ensures the accuracy of statistical information for compiling reports. He also ensures access to and dissemination of information, contributes to the maintenance and accuracy of the Cadet Management System (CMS), and ensures organizational websites meet Corps standards. As the Inspector General, he manages the inspection program and conducts routine inspections in accordance with The Standard. As Discipline, he coordinates all aspects of the cadet disciplinary system within the major unit and ensures the integrity of the discipline program. In the Finance role, he works with Student Activities and SOFC regarding the management of funds for the major unit.
- (2) **Scholastics (S-2).** The Major Unit Scholastics Officer/Sergeant coordinates scholastics activities and works with the Corps and subordinate unit Scholastic Officers and the Corps Scholastic Performance Specialists to ensure scholastic personnel effectively manage Corps academic programs and inform unit members of available academic support programs, supplemental instruction, and one-on-one cadet tutoring. The S-2 works with subordinate Scholastics personnel and cadets experiencing academic difficulties to create additional opportunities to improve academically. He ensures the accuracy of statistical information for compiling/computing the various awards and recognition. The S-2 also enforces rules and regulations regarding execution of EST with the Major Unit.
- (3) **Career Readiness (S-5).** The Major Unit Career Readiness Officer/Sergeant coordinates all the Major Unit's contributions to Career Readiness chain programs and events.
- (4) **Operations and Training (S-3/S-7).** The Major Unit Operations and Training Officer/Sergeant conducts detailed planning and coordinates the execution of the operations and training activities for the major unit. The S-3/S-7 works with subordinate unit representatives to ensure proper execution of operations and training for all cadets. He supervises the preparation of orders and the incorporation of risk assessment for all planned activities. As the Training Officer/Sergeant, he publishes the training schedule and provides oversight of subordinate unit athletic programs, ensuring units and cadets receive credit for activities as well as the accuracy of statistical information for compiling/computing the various awards and recognition.
- (5) **Logistics (S-4).** The Major Unit Logistics Officer/Sergeant conducts detailed planning and coordinates maintenance and logistics for the major unit. The S-4 works with subordinate unit representatives to ensure proper maintenance of the dorms and effective use of resources. He supervises the accounting of logistical issues for all planned activities.
- (6) **Recruiting/Public Relations/Retention Officer (S-9/S-10).** The Major Unit Recruiting and Public Relations Officer/Sergeant coordinates the recruiting programs within the major unit. He works closely with the Office of the Commandant, Corps Staff, the Darling Recruiting Company, and subordinate unit Recruiting Officers to ensure effectively managed recruiting programs. As the S-9, he coordinates cadet activities related to public outreach with the rest of the university as well as the surrounding community. The S-9 keeps the commander informed of all public relations and recruiting matters pertaining

to the major unit. The Major Unit Recruiting and Public Relations Officer coordinates the public affairs and related programs within the major unit. He works closely with the Office of the Commandant, Corps staff, Chaplains, and subordinate Commanders to ensure effectively managed public affairs, retention, and morale programs. As the S-10, he supervises and coordinates major unit involvement in all recruiting activities. The S-10 keeps the commander informed of all public relations and recruiting matters pertaining to the major unit and ensures the accuracy of statistical information for compiling and computing the various awards and recognition.

9. BATTALION/GROUP/BAND UNIT POSITION DESCRIPTIONS

- a. **Minor Unit Commander.** The Minor Unit Commander is the senior ranking cadet officer assigned to a minor unit. The Minor Unit Commander is ultimately responsible for all assigned cadets as well as their actions and activities. Minor Unit Commanders may delegate authority to subordinates to act in accordance with directives but can never delegate responsibility for ensuring standards are met and policies followed by every member of the minor unit. The Minor Unit Commander ensures the minor unit complies with all Corps and University policies and conducts proper risk assessments of organization activities. The Minor Unit Commander supervises unit commanders, staff officers, and the Minor Unit Sergeant Major. Minor Unit Commanders are accountable to the Major Unit Commander, Corps Commander, Cadet Advisor Team Staff, and the Commandant for everything their units do or fail to do.
- b. **Minor Unit Sergeant Major.** The Minor Unit Sergeant Major is the senior ranking cadet noncommissioned officer in the minor unit. The Minor Unit Sergeant Major is the “right-hand” to the Minor Unit Commander and carries out duties and tasks as directed by the Minor Unit Commander. The Minor Unit Sergeant Major works closely with the Major Unit Sergeant Major and Unit First Sergeants to ensure compliance with all Corps and University policies, facilitation of accountability, and execution of proper risk assessments of organization activities. As an extension of the Minor Unit Commander, the Minor Unit Sergeant Major aligns to the Minor Unit Commander’s intent for the minor unit and ensures good order and discipline is maintained throughout the minor unit. The Minor Unit Sergeant Major is accountable to the Minor Unit Commander.
- c. **Minor Unit Staff.** Minor Unit Staffs consist of the Commander, Executive Officer, the Sergeant Major, and additional officers and sergeants serving in staff positions. The Commander, his XO, and the Sergeant Major form the cadet command chain while the staff officers and sergeants are responsible for multiple staff areas, each with its own chain of coordination and communication. Staff members are accountable to the Commander and communicate directly with and receive guidance from the Commander.
 - (1) **Adjutant/IG/Discipline/Finance.** The Minor Unit Adjutant coordinates minor unit personnel and administrative action and works with subordinate unit admin personnel to ensure effective management of personnel data. He supervises admin, IG, discipline, and finance personnel and ensures the accuracy of statistical information for compiling reports. He also ensures access to and dissemination of information, contributes to the maintenance and accuracy of the Cadet Management System (CMS), and ensures organizational websites meet Corps standards. As the Inspector General, he manages the inspection program and conducts routine inspections in accordance with The Standard. As Discipline, he coordinates all aspects of the cadet disciplinary system within the minor unit and ensures the integrity of the discipline program. In the Finance role, he works with Student Activities and SOFC regarding the management of funds for the minor unit.

- (2) **Scholastics (S-2).** The Minor Unit Scholastics Officer/Sergeant coordinates scholastics activities and works with the Corps and subordinate unit Scholastic Officers and the Corps Scholastic Performance Specialists to ensure scholastic personnel effectively manage Corps academic programs and inform unit members of available academic support programs, supplemental instruction, and one-on-one cadet tutoring. The S-2 works with subordinate Scholastics personnel and cadets experiencing academic difficulties to create additional opportunities to improve academically. He ensures the accuracy of statistical information for compiling/computing the various awards and recognition. The S-2 also enforces rules and regulations regarding execution of EST with the Minor Unit.
- (3) **Career Readiness (S-5).** The Minor Unit Career Readiness Officer/Sergeant coordinates all the Minor Unit's contributions to Career Readiness chain programs and events.
- (4) **Operations and Training (S-3/S-7).** The Minor Unit Operations and Training Officer/Sergeant conducts detailed planning and coordinates the execution of the operations and training activities for the minor unit. The S-3/S-7 works with subordinate unit representatives to ensure proper execution of operations and training for all cadets. He supervises the preparation of orders and the incorporation of risk assessment for all planned activities. As the Training Officer/Sergeant, he publishes the training schedule and provides oversight of subordinate unit athletic programs, ensuring units and cadets receive credit for activities as well as the accuracy of statistical information for compiling/computing the various awards and recognition.
- (5) **Logistics (S-4).** The Minor Unit Logistics Officer/Sergeant conducts detailed planning and coordinates maintenance and logistics for the minor unit. The S-4 works with subordinate unit representatives to ensure proper maintenance of the dorms and effective use of resources. He supervises the accounting of logistical issues for all planned activities.
- (6) **Recruiting/Public Relations/Retention Officer (S-9/S-10).** The Minor Unit Recruiting and Public Relations Officer/Sergeant coordinates the recruiting programs within the minor unit. He works closely with the Office of the Commandant, Corps Staff, the Darling Recruiting Company, and subordinate unit Recruiting Officers to ensure effectively managed recruiting programs. As the S-9, he coordinates cadet activities related to public outreach with the rest of the university as well as the surrounding community. The S-9 keeps the commander informed of all public relations and recruiting matters pertaining to the minor unit. The Minor Unit Recruiting and Public Relations Officer coordinates the public affairs and related programs within the minor unit. He works closely with the Office of the Commandant, Corps staff, Chaplains, and subordinate Commanders to ensure effectively managed public affairs, retention, and morale programs. As the S-10, he supervises and coordinates minor unit involvement in all recruiting activities. The S-10 keeps the commander informed of all public relations and recruiting matters pertaining to the minor unit and ensures the accuracy of statistical information for compiling and computing the various awards and recognition.

10. UNIT OFFICER/NCO POSITION DESCRIPTIONS

- a. **Unit Commander.** The Unit Commander is the senior ranking cadet officer assigned to a unit. The Unit Commander is ultimately responsible for all unit cadets and their actions/activities. Unit Commanders may delegate authority to subordinates to act in accordance with directives but can never delegate responsibility for ensuring standards are met and policies followed by

every member of the command. The Unit Commander ensures the outfit complies with all Corps and University policies and performs proper risk assessments of organization activities. The Unit Commander supervises Platoon/Flight Leaders, and the Unit First Sergeant. Unit Commanders are accountable to their Minor Unit Commander, Major Unit Commander, Corps Commander, Cadet Advisory Team Staff, and the Commandant.

- b. **Executive Officer.** The Unit Executive Officer (XO) assists with the execution and coordination of cadets and activities within the unit. The XO will temporarily assume the duties, responsibilities, and authority of the commander in his/her absence and ensures the commander's policies are followed and executed to standard. He supervises the unit staff officers. As the outfit Discipline Officer, he manages all aspects of the cadet disciplinary system for the unit. He coordinates with the unit leadership to ensure the integrity of the discipline program and accomplishes any discipline program administrative tasks.
- c. **First Sergeant.** The Unit First Sergeant is the senior ranking cadet noncommissioned officer in the unit. The Unit First Sergeant is the "right-hand" to the Unit Commander and carries out duties and tasks as directed by the Unit Commander. The Unit First Sergeant supervises unit activities and ensures compliance with all Corps and University policies including execution of proper risk assessments of organization activities. As an extension of the Unit Commander, the Unit First Sergeant aligns to the Unit Commander's intent for the unit and ensures good order and discipline is maintained among all ranks. The Unit First Sergeant works closely with the Minor Unit Sergeant Major and is accountable to the Unit Commander.
- d. **Guidon Bearer.** The Guidon Bearer is responsible for the unit guidon. He/she ensures the unit guidon is present at required formations and other activities as directed by the unit commander. The Guidon Bearer reports to the First Sergeant.
- e. **Flag Bearer.** The Flag Bearer Corporal is responsible for the unit award flag. He ensures the unit award flag is present for required formations and other appropriate activities. The Flag Bearer reports to the First Sergeant.
- f. **Platoon/Flight Leaders.** The Platoon/Flight Leaders (P/FLs) are responsible for all platoon/flight activities and cadets. The P/FLs ensure the platoon/flights comply with all Corps and University policies and conduct proper risk assessments of planned activities. Assistant Leaders assist with programs and cadets as directed by the Platoon/Flight Leaders.
- g. **Platoon/Flight Sergeants.** These leaders assist in supervision of all Platoon/Flight activities and assigned cadets. They ensure compliance with all Corps and University policies as directed by the Platoon/Flight Leader.
- h. **Squad Leaders and Assistant Squad Leaders.** These leaders execute Squad activities and ensure cadets comply with all Corps and University policies as directed by the Platoon/Flight leadership.
- i. **Fire Team Leaders and Assistant Team Leaders.** These leaders execute the directions of the Squad Leader in the management of squad activities and cadets. They provide leadership (Effective Coach, Academic Supporter, and Role Model) to freshman assigned to a Fire Team.
- j. **Inspector/Discipline Chain.** The Unit Inspector works with unit leadership to develop the unit's inspection program and ensure inspections are conducted in accordance with established policy. These personnel act as directed to ensure the integrity of the discipline program, accomplishing any discipline program administrative tasks.

- k. **Administrative/Finance Chain.** The Administrative/Finance chain supervises unit compliance with all administrative and financial policies. They develop the unit's personnel program to ensure effective management of the unit personnel and finance programs. They ensure the accuracy of statistical information for compiling personnel reports.
- l. **Scholastics Chain.** The Scholastics chain coordinates scholastics activities and works with senior Scholastics Chain personnel and the Corps Scholastic Performance Specialists to ensure an effective management of the Corps academic programs and to inform unit members of available academic support programs, supplemental instruction, and one-on-one tutoring. The Scholastics chain works with cadets experiencing academic difficulties to create additional opportunities to improve academically. They ensure the accuracy of statistical information for compiling/computing the various awards and recognition.
- m. **Career Readiness Chain.** The Career Readiness chain plans and executes outfit Career Readiness events. The CR chain also facilitates outfit involvement in Corps-wide CR programs and events.
- n. **Operations and Training Chain.** The Operations (Ops) chain conducts detailed planning and coordinates the execution of the operations and training activities. The OpsO ensures proper execution of operations and training for all cadets. They supervise the preparation of orders, the incorporation of risk assessment, and the execution of all planned activities. They publish the weekly (or bi-weekly) training schedule and provides oversight of unit athletic programs, ensuring cadets receive credit for activities as well as the accuracy of statistical information for compiling/computing the various awards and recognition.
- o. **Logistics Chain.** The Logistics chain coordinates appropriate resources to conduct unit training and activities. They work closely with the unit Finance Officer to arrange for venues for unit special events, such as outfit social events or Family Weekend activities. The Logistics chain's duties also include coordinating with the Corps Housing Officer for the respective dorm to ensure appropriate submission and completion of work requests in AggieWorks.
- p. **Public Relations Chain.** The PR chain coordinates the unit's public affairs program to effectively manage the public affairs program. The PR chain also coordinates cadet activities related to public outreach with the rest of the university as well as the surrounding community. They keep the commander informed of all public relations matters pertaining to the unit and the Corps.
- q. **Recruiting Chain.** The Recruiting chain is responsible for managing, supervising, and monitoring the recruiting program and the performance and success of designated recruiting personnel. They ensure compliance with all Corps of Cadets recruiting programs, policies, and procedures and coordinates all unit-recruiting activities with the higher headquarters and with the Corps Recruiting Office. The Recruiting chain briefs the commander and outfit personnel at outfit meetings regarding the weekly schedule of events for recruiting, including Spend the Night with the Corps (SNWC).
- r. **Chaplain.** The unit Chaplain must be knowledgeable of resources available to cadets in need of counseling services or seeking religious services in the area. Chaplains will receive additional training from Student Counseling Services to recognize and assist cadets in crisis. Chaplains will not serve as a counselor, nor will they provide religious services (Chaplains will not lead Bible studies). This position can be a primary or secondary billet, but each unit must appoint at least one Chaplain.

- s. **Other Positions.** Commanders may recognize additional duties as needed. These will not be formally recognized.

11. SPECIAL UNITS

The Corps of Cadets and ROTC programs sponsor a number of special units.

Corps Special Units	ROTC Affiliated Special Units
Ross Volunteer Company	Rudder's Rangers
Parsons Mounted Cavalry	Warrior Training Battalion
Corps Center Guard	Midshipmen Battalion
Corps Color Guard	Arnold Air Society
Fish Drill Team	Ranger Challenge
O. R. Simpson Honor Society	Recon Company
Summer Recruiting Company	SEAL Platoon
AMC Guard	
Major General Thomas G. Darling Recruiting Company	Det 805
Special tactics Squadron (STS)	Cyber Ops
C.A.D.E.T.	
Aggie Eagle Post	

- a. **Warrior Training Battalion.** The Warrior Training Battalion is composed of all students enrolled in Army ROTC.
- b. **Midshipman Battalion.** The Midshipman Battalion is composed of all cadets enrolled in NROTC. It is divided into Mike Company (Marine Option) and November Department (Navy Option).
- c. **AFROTC Detachment 805.** AFROTC Detachment 805 is composed of all cadets enrolled in AFROTC. The detachment is divided into the Robbins and Gamble Wings.
- d. **The Ross Volunteer Company.** The Ross Volunteer Company is composed of juniors and seniors in the Corps of Cadets. Interested juniors apply at the beginning of their fall semester and are elected by the senior members annually. All members are expected to exemplify the traits of Sul Ross, "Soldier, Statesman, and Knightly Gentleman." All eligible junior cadets are invited and encouraged to apply for membership in the organization.
- e. **Parsons Mounted Cavalry.** Parsons Mounted Cavalry is a mounted military organization of volunteers from the sophomore, junior and senior classes whose purpose is to attract attention to the University and its Corps of Cadets, recruit members for the Corps of Cadets, and to demonstrate pride in the heritage and traditions of Texas A&M. To this end, the Cavalry

marches with the Corps of Cadets at all home football games and reviews and travels to all Corps Trips for the military parade. They appear at several events across the state to demonstrate the bearing, conduct and discipline of A&M Cadets that has reflected credit upon the University and the Corps of Cadets for over a century. All eligible cadets are encouraged to join the organization.

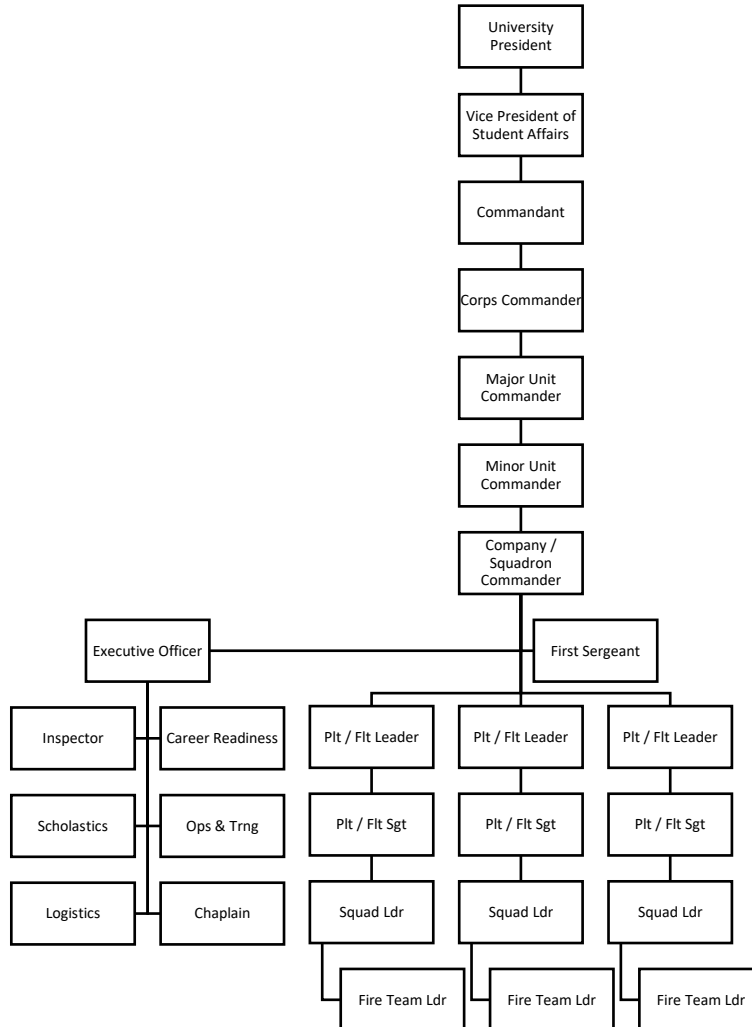
- f. **Corps Center Guard.** The Corps Center Guard consists of cadets who volunteer their time and energy to serve as official greeters and guides for the Sam Houston Sanders Corps Center. The cadets are divided into special areas of interest, which include administration, public relations, museum displays, artwork, and building maintenance. The Corps Center Guard is composed of selected freshmen, sophomores, juniors, and seniors in the Corps of Cadets. Interested cadets apply at the beginning of the fall semester. All eligible cadets are encouraged to join the organization.
- g. **Corps Color Guard.** The color guard is a group of volunteer cadets who represent Texas A&M University and the Corps of Cadets at March-Ins, reviews, special events, and other events as requested. Cadets are divided into teams composed of sophomores, juniors, seniors, and second semester freshmen who travel around the state to present the colors, serve as an honor guard, or recruit for Texas A&M University and the Corps of Cadets. The unit commander is a senior cadet advised by a staff advisor. A junior cadet serves as the senior non-commissioned officer for each team. All eligible cadets are encouraged to join the organization.
- h. **Fish Drill Team.** The Fish Drill Team is open to any freshman in the Corps who is willing to work hard and accept the challenges of being on the team. The Fish Drill Team competes in precision drill competitions around the country each year. They represent the Corps of Cadets and Texas A&M in these meets and have gone on to win numerous national championships.
- i. **O. R. Simpson Honor Society.** O. R. Simpson Honor Society is a scholastic honorary society for sophomores, juniors, and seniors. Service to the Corps of Cadets and the University is expected of all active members.
- j. **AMC Guard.** The AMC Guard is composed of juniors and seniors in the Corps of Cadets who make themselves available to render honors to former cadets at their burial services. All "white belt" cadets are invited and encouraged to apply for membership in the organization.
- k. **Major General Thomas G. Darling Recruiting Company.** The purpose of the Major General Thomas G. Darling Recruiting Company (DRC) is to provide the means for highly motivated cadets to conduct planning, provide support, and represent Texas A&M University and the Corps of Cadets at selected recruiting events. Participation in DRC is the most direct and impactful way a cadet can recruit for his/her unit on a regular basis. Additionally, participation in DRC offers a plethora of opportunities for cadets to expand their professional network and work on professional communications skills.
- l. **C.A.D.E.T.** The purpose of the Cultural Awareness and Diversity Expansion Team (C.A.D.E.T.) is to advance cadets' leadership development and career readiness through diversity, cultural awareness, inclusion, equity, and access education and training. C.A.D.E.T plans and participates in a variety of events in a welcoming environment to explore differences to help prepare our members to become well-rounded citizens upon entering the military and/or corporate workforce. C.A.D.E.T also participates in events with student organizations from across the campus and performs community service in the Bryan/College Station area to

foster civic learning, engagement, and preparation to lead, work, and live in a complex global environment.

- m. **Aggie Eagle Post.** The Aggie Eagle Post provides scouting alumni a self-motivated leadership experience that directly promotes the scouting movement in the local community, on campus, and in the Corps of Cadets. Members must have attained the highest rank of their respective scouting organization, to include the Girl Scouts of America or sub organizations of the Boy Scouts of America.
- n. **Rudder's Rangers.** The Rudder's Rangers Company is a voluntary group of ROTC cadets motivated to further develop leadership skills through small unit tactics, patrolling, and adventure training. The unit plays an essential role in the preparation for Army ROTC Advanced Camp as well as Airborne, Air Assault, Ranger and officer basic schools. The company is sponsored by a commissioned officer from the Army ROTC detachment. Senior cadets provide company leadership.
- o. **Reconnaissance Company.** The RECON Company is made up of volunteer members of the Naval ROTC Unit and participates in adventure training (rappelling, orienteering, rubber boat trips, and tactical field exercises). The Marine Officer Instructors of the Naval ROTC Unit staff advise the company; the company officers are senior cadets, and junior cadets serve as noncommissioned officers.
- p. **SEAL Platoon.** SEAL Platoon is a voluntary group of students motivated to serve in the Naval Special Warfare and Special Operations communities. Training evolutions are conducted every weekday and are designed to prepare its members for the physical and mental rigors of Basic Underwater Demolition/SEAL training (BUD/S), Explosive Ordnance Disposal, and Navy Dive School. All eligible and motivated students are encouraged to join.
- q. **Arnold Air Society.** The Arnold Air Society (AAS) is a national voluntary professional honorary service organization of Air Force ROTC Cadets and is affiliated with the Air Force Association. The local AAS Squadron is the Major Horace S. Carswell, Jr. Chapter named after the Class of '38 Medal of Honor winner. The Squadron is led by cadets and sponsored by a commissioned officer from the Air Force ROTC detachment. The objectives of AAS are to aid in the development of Air Force Officers, create a closer, more efficient relationship with AFROTC, further the USAF purpose and traditions, and advance air and space knowledge.
- r. **Ranger Challenge.** The Ranger Challenge is a nation-wide competition that involves tough, challenging events designed to test military field skills and marksmanship proficiency as well as the physical endurance of its participants. Team members train year-round and compete in regional and national competitions. All Army ROTC Cadets interested in this type of competition and military and physical fitness training are encouraged to join.

CHAPTER 8: COMMAND AUTHORITY

1. CHAIN OF COMMAND



2. SELECTION OF CADETS FOR COMMAND TEAM POSITIONS

- a. In early December, any qualified junior or sophomore cadet may complete an online command team application. Applicants must be in good standing with the University and the Corps at the time of application and are expected to meet or exceed the minimum overall and term GPA and hours listed below.
 - (1) All Commander applicants must have at least a 2.90 cumulative GPA and achieved a minimum 2.50 term GPA in the term prior to the selection board convening. They also must have successfully completed or are projected to successfully complete 84 hours by the start of the next fall semester.
 - (2) All Sergeants Major and First Sergeant applicants must have at least a 2.90 cumulative GPA and achieved a minimum 2.50 term GPA in the term prior to the selection board

convening. They also must have successfully completed or are projected to successfully complete 54 hours by the start of the next fall semester.

- (3) Any current commander may write one letter of recommendation to the selection board per applicant under their command.
- b. Selection Board members and schedules will be announced prior to the start of fall semester finals. Voting board members will be composed of cadets and ROTC/Commandant staff members, with a non-voting senior member (Commandant, Chief of Staff or Assistant Commandant) giving each board an odd number of members. With the approval of the Commandant, other interested ROTC/University staff members may attend the proceedings as silent, non-voting members.
- c. Boards will review the applications, determine the candidates to be interviewed, and conduct interviews of the most viable candidates. Boards will recommend Commanders, Sergeants Major, and First Sergeants at each leadership level using secret ballots to score each candidate. Scores will be based on application information, records, first-hand knowledge of board members, and candidates' interviews.
- d. Board recommendations will be forwarded to the Commandant for decision. Assignments will be made by the Commandant. Corps and Major Unit selections are determined first. Subordinate unit selection boards then proceed in the same manner.

3. COMMAND AUTHORITY

- a. Command authority refers to the authority a commander exercises over subordinates by virtue of rank and/or assignment. Command includes the authority and responsibility for effectively using resources for planning, organizing, directing, coordinating, and controlling an organization in the accomplishment of assigned missions.
- b. The cadet commander is responsible for all that his/her unit does or fails to do from the time he/she assumes command until relieved of that command. The commander cannot delegate command responsibilities. The cadet commander discharges his/her responsibilities through an established chain of command. Through this chain of command, the cadet commander holds each subordinate cadet commander responsible for what the subordinate unit does or fails to do.
- c. The Cadet Commander's staff prepares the details of the commander's plan, translates his/her decisions and guidance into orders, and causes such orders to be transmitted to each command element.
- d. Cadet Commanders have the ability to delegate authority to the next ranking cadet during their absence but are not relieved of their command responsibilities.

4. INCIDENT REPORTING

- a. Upon becoming aware of any incident listed in paragraph c. below, commanders will submit incident reports. Initial reports are verbal, followed by a detailed report via email to the Military Advisor or CDO, depending on the time of the report. Commanders will include all pertinent information when submitting the report:
 - (1) Who was involved?
 - (2) What was the nature of the incident?

- (3) When did the incident occur?
 - (4) Where did the incident occur?
 - (5) Other details that explain the situation and ongoing actions.
- b. During normal working hours (0800-1700), commanders will notify their Military Advisor (MA). If the MA is unavailable, commanders will notify the Operations Office in Ash II LLC (979-862-4311). After working hours (1701-0759), commanders will notify the CDO (979-229-5826).
 - c. After receiving the commander's report, the MA/CDO will notify the Commandant as described below. Updates will be submitted via Teams:

<p>Phone Call with positive confirmation (If there is no answer, leave a message and send a text.)</p> <p>Once confirmed and directed, generate Teams report</p>	<p>Teams Report</p>
<ul style="list-style-type: none"> a) Death / serious injury / sexual assault of a cadet or staff member b) Suicide / attempted suicide by a cadet or staff member c) Arrest of a cadet or staff member d) Fire / explosion on the quad / campus e) Bomb threat on quad / campus f) Reported gunman, active shooter, or weapon brandishing/discharge on the quad or in the dorms g) Any incident with media coverage involving the Corps h) Unresolved critical parent concern / issue i) Hazing incidents or allegations 	<ul style="list-style-type: none"> a) Law Enforcement in the Corps Dorms b) Cadet or staff member transported (by any means) to hospital (non-life threatening) c) Drug/alcohol overdose (non-life threatening) d) Mental health crisis / suicide ideation of a cadet or staff member e) Airplane, auto or motorcycle / travel accident of a cadet (non-life threatening) f) Death / serious injury of immediate family member of cadet or staff g) Confirmed / declared AWOL of a cadet h) Direct communication from University Official outside the normal chain of communications (leaving the Commandant's office out of the loop) i) Utilities outage in Corps buildings / Interrupt service of Corps of Cadets website or server

- d. The above list may not cover all situations that warrant notification. When in doubt, notify the MA/CDO.

5. TRAINING PLANS

- a. Cadet leaders will develop training plans for review by their respective Operations Advisor 14 days in advance of execution. Training plans will include the purpose of the activity, details of each planned event, locations, routes, and transport plans (if appropriate), and an assessment of risk with a mitigation plan. All activities will be planned and executed in accordance with the [Commandant's Training Guidance](#).
- b. Changes to Planned Activities. Changes to approved training plans are not authorized unless approved by the respective Operations Advisor. Proposed changes must contain the same details required of a normal training plan.
- c. Activities will only be conducted during unit activity times unless otherwise approved by an Operations Advisor via Operations Order and Military Letter. See [Corps Activities](#) for additional information.
- d. No unit or group physical training is allowed on weekends unless directed by the Assistant Commandant for Operations & Training. Individual PT and intramural activities are authorized.

6. CORPS UNIT VALIDITY STANDARDS

- a. Units must meet the specified strength, , retention, and conduct standards below to be considered in good standing. These standards provide information the Commandant can use to make appropriate decisions regarding viability for unit awards, letters of warning/probation, leadership positions, and disbandment. Units not in good standing will be given a letter of warning, put on probation, or experience a change in cadet leadership. Normally, a warning and/or probation precede leadership removal.
 - (1) Strength. All companies/squadrons, except D Co, D-1, K-1, and Squadron 18 are expected to retain a strength of at least 50 cadets on the first pass of Final Review. Cadets serving in staff positions outside the unit will not count as unit members for validity computation. New units will be exempt from strength viability standards during the first year of their existence.
 - (a) Retention. Units will retain a minimum of 75% of their fish through the freshman year based on the number of fish assigned during Freshman Orientation Week. Overall unit retention for the school year is required to be 85% or better.
 - (2) Conduct. All Corps members are ultimately responsible for their own conduct. The unit commander is responsible for the overall conduct of the unit members. If any unit has an excessive number of individuals with conduct problems, the unit will be subject to review for letters of warning/probation, change of leadership, and deactivation.

7. PROCEDURES WHEN CADETS ARE ABSENT WITHOUT AUTHORIZATION

- a. Definition. A cadet is in an Unauthorized Absence (UA) status from a unit when he/she has been absent from an organized unit activity without permission and members of the outfit are unaware of the cadet's whereabouts.

- b. Unit Commander Responsibilities. Upon determining a cadet is in a UA status, the unit commander will take the following actions:
 - (1) Question members of the cadet's outfit to determine when the missing cadet was last seen.
 - (2) During working hours (0730 to 1700), notify the Military Advisor of the cadet in a UA status. After hours (1700 to 0730) notify the Commandant's Duty Officer (CDO) at 979-229-5826. Notification involves positive communication and confirmation that the message was received by the intended individual.
 - (3) Notify the cadet chain of command.
 - (4) If the cadet has a vehicle, check the assigned parking lot/garage to determine if the vehicle is present and report findings to the Military Advisor/CDO.
 - (5) Provide to the Military Advisor/CDO the names of any known civilian student friends of the missing cadet.
 - (6) Cadets will not call parents of other cadets in a UA status.

c. The Military Advisor/CDO will initiate all other actions, as required.

8. CADET MANAGEMENT SYSTEM COMMAND RESPONSIBILITIES

- a. Corps rosters and strength reports are generated from the Cadet Management System (CMS) database. Commanders are responsible for the accuracy of the data in CMS and will verify their roster and all administrative data of their assigned cadets on a weekly basis.
- b. Commanders are responsible for the following actions in CMS:
 - (1) Weekly verification of outfit rosters, to include the following data:
 - (a) Accuracy of personnel assigned.
 - (b) Accuracy of assigned housing (dorm and room number).
 - (c) Accuracy of cadet contact information (cell phone number).
 - (d) Accuracy of cadet rank and position within the outfit/staff.
 - (e) Accuracy of D&C or ROTC and contract status.
 - (2) Enter Physical Fitness Test (PFT) scores within two days of completion of the PFT.
 - (3) Enter height/weight data within two days of measurement. Coordinate with the respective Operations Advisor for taping of personnel who do not meet height/weight standards.
 - (4) Submit disciplinary sanctions (demerits, marching tours, and restricted weekends) on individual cadets, as necessary.
 - (5) Review discipline appeals, as necessary.
 - (6) Review and forward and/or approve military letters, as necessary.
 - (7) Provide recommendations on cadet leadership applications, as desired.
 - (8) Provide recommendations on cadet applications to return to the Corps, as required.

CHAPTER 9: RISK MANAGEMENT

1. PURPOSE

The Purpose of the Corps Risk Management Program is to enhance the commander's ability to plan, conduct, and oversee safe events, whether they are daily routine events or periodic ones. Risk Management is not intended to stifle activities; rather, it is designed to ensure proactive thought goes into the planning process down through the chain of command, in order that individual well-being is protected to the extent possible and practical.

2. RISK ASSESSMENT PROCESS

- a. The Risk Assessment process is the heart and soul of Risk Management in the Corps of Cadets. It was adopted from the Department of the Navy assessment procedures and modified to suit the needs of student organizations throughout Texas A&M University. It is a relatively simple five-step process that works, no matter what event is being planned. The Event Planning Matrix, along with the six-step risk assessment process, is included at the end of this section.
- b. Prior to conducting an event:
 - (1) List all the activities that will occur during the event.
 - (2) Determine the various risks associated with each activity.
 - (3) List those risks.
 - (4) Using the Event Planning Matrix, honestly evaluate:
 - (a) How serious are the risks?
 - (b) What is the likelihood they will occur?
- c. When considering the risks, look at the one with the most serious level (left-hand column of the matrix) and make a subjective determination of the probability it will occur (along the top row of the matrix). Look at the corresponding number in the matrix where the two intersect. The higher the number, the higher the risk for that activity. Then, develop ways to reduce the level of risk for each activity in the overall event. With those methods to reduce risk in mind, go back to the matrix.
 - (1) Reassess the seriousness of the risk and the probability of it occurring. Identify the new number on the matrix and, if it changes, write it down. Compare the new result with the previous one.
 - (2) Decide to go ahead with the event without any modifications, modify the event, eliminate some of the activities, or cancel the event entirely.
- d. On the matrix, the number 5 represents the highest level of risk and the number 1 represents the lowest level of risk. Anything falling within a 5 or 4 score on the matrix normally indicates the event/activity is too risky. A 3 or less is worthy of consideration, but not without a concerted effort to reduce unnecessary risks first. Ideally, the goal is to reduce the "risk score" to a 2 or 1 assessment before conducting the event/activity. Ask the question, "If we participate in this event/activity and something goes wrong, can we stand in front of administrators, lawyers, parents, and/or the press and defend the decision to undertake the

event/activity?" If the answer to that question is, "No", it is probably a good indication the event should either be modified or canceled.

- e. Never accept unwarranted risks. Either modify the activity to make risks acceptable or eliminate the activity altogether. There is no substitute for common sense.

3. RISK ACCOUNTABILITY

- a. Texas State Law has taken the position that organizational student leaders are "State Actors." Cadets acting in a leadership capacity are liable for their actions and are subject to the Laws of the State like any University employee. Along with the responsibility of leadership comes accountability for one's actions or inactions. The Risk Management process is designed to help avoid the pitfalls that may lead to ill-advised practices and result in negative outcomes (e.g., embarrassment to the University, legal action, damage to property, or injuries). One of the toughest challenges of leadership is accountability for one's actions.
- b. Cadets will be at risk from time to time during Cadet Corps activities, but a good risk management program will help reduce unnecessary incidents and accidents to a minimum. There is no excuse for cadets to be placed at risk due to poor risk management practices. Cadets in a leadership position are responsible for coordinating cadet activities and must include risk management as an everyday part of their duties. Since assigning risk probabilities is somewhat subjective, when there is doubt on the level of risk potential, cadets must favor the most proactive approach (e. g., consider the highest probability of risk and then impose the most effective risk control method). When making assessments, cadets should consult with their immediate commander, Operation Advisor, or Military Advisor when uncertainty exists on the level of risk or the effectiveness of controls. A completed copy of the risk assessment will be provided to the Operations Advisor before the events/activity takes place.

4. RISK MANAGEMENT RESOURCES

- a. The Chain of Command is the first line of "expertise." Clear actions with superiors before assuming the risk associated with those actions.
- b. Military Advisors and Operations Advisors are experienced in Risk Assessment. Present your ideas to them and ask them to go through the assessment process. They will assist in arriving at the correct decision regarding the event or activity.
- c. The Department of Student Activities web site, <http://studentactivities.tamu.edu>, should be reviewed by all cadet leadership personnel. There are key "click-ons" that are vitally important in the Risk Assessment process. They are:
 - (1) Liability:
 - (a) Personal Liability of Student Leaders.
 - (b) Hazing and Discrimination Considerations.
 - (2) Student Activities Travel Guidelines:
 - (a) Transportation Options (Pre-trip planning section).
 - (b) Steps to Planning a Responsible Trip.
 - (c) [Travel Information Form](#). Refer to Student Activities website.
 - (d) [Standard Waiver Form](#). Refer to Student Activities website.

- (3) Alcohol:
 - (a) Planning an Event with Alcohol.
 - (b) Student Rules and Alcohol. Refer to [Appendix VIII](#) of the Texas A&M University Student Rules.
- (4) Event Planning:
 - (a) [Event Planning Matrix](#). Refer to Student Activities website.
 - (b) The [Pre-Event Planning Form](#). Refer to Student Activities website.

5. RISK ASSESSMENT MATRIX

- a. Using a matrix to quantify and prioritize the risk(s) does not lessen the inherently subjective nature of risk assessment. However, a matrix does provide a consistent framework for evaluating risk. Although different matrices may be used for various applications, any risk assessment tool should include the elements of hazard severity and mishap probability. The Risk Assessment Code (RAC) defined in the matrix represents the degree of risk associated with a hazard considering these two elements. While the degree of risk is subjective in nature, the RAC does accurately reflect the relative amount of perceived risk between various hazards.
- b. Using the matrix, the RAC is derived as follows:
 - (1) Hazard Severity. An assessment of the worst credible consequence that can occur because of a hazard. Severity is defined by potential degree of injury, illness, property damage, loss of assets, or effect on mission. The combination of two or more hazards may increase the overall level of risk. Hazard severity categories are assigned as Roman numerals according to the following criteria:
 - (a) Category I. The hazard may cause death or loss of facility/asset.
 - (b) Category II. The hazard may cause severe injury, illness, property damage, or degradation to efficient use of assets.
 - (c) Category III. The hazard may cause minor injury, illness, property damage, or degradation to efficient use of assets.
 - (d) Category IV. The hazard presents a minimal threat to personnel safety or health, property, or efficient use of assets.
 - (2) Mishap Probability. The probability a hazard will result in a mishap or loss, based on an assessment of such factors as location exposure, affected populations, experience, or previously established information. Mishap probability will be assigned a letter according to the following criteria:
 - (a) Subcategory A. Likely to occur immediately or within a short period of time. Expected to occur frequently to an individual item or person.
 - (b) Subcategory B. Probably will occur in time. Expected to occur several times to an individual item or person.
 - (c) Subcategory C. May occur in time. Can reasonably be expected to occur sometime to an individual item or person.
 - (d) Subcategory D. Unlikely to occur.

- c. RAC. The RAC is an expression of risk combining the elements of hazard severity and mishap probability. Using the matrix, the RAC is expressed as a single Arabic number used to help determine hazard abatement priorities.

RISK MATRIX

		Probability			
		A	B	C	D
Severity	I	1	1	2	3
	II	1	2	3	4
	III	2	3	4	5
	IV	3	4	5	5

RAC Definitions:

- 1 - Critical risk
- 2 - Serious risk
- 3 - Moderate risk
- 4 - Minor risk
- 5 - Negligible risk

Note 1. In some cases, the worst credible consequence of a hazard may not correspond to the highest RAC for that hazard. For example, one hazard may have two potential consequences. The severity of the worst consequence (I) may be unlikely (D), resulting in a RAC of 3. The severity of the lesser consequence (II) may be probable (B), resulting in a RAC of 2. Therefore, it is also important to consider less severe consequences of a hazard if they are more likely than the worst credible consequence since this combination may present a greater overall risk.

Note 2. The Risk Management process provides an additional tool for commanders to use in reducing risks inherent in operations. It provides a specific methodology for personnel to anticipate hazards and evaluate risk. We can evaluate risk as part of the decision-making process. As personnel are trained in and use the process, ORM will become intuitive and applied automatically to aid in quickly developing an effective course of action to accomplish the mission.

6. RISK MANAGEMENT PROCESS

The five-step process includes:

- a. Identify Hazards (Step 1). Begin with an outline or chart of the major steps in the operation (operational analysis). Next, conduct a preliminary hazard analysis by listing all the hazards associated with each step in the operational analysis along with possible causes for those hazards.

- b. Assess Hazards (Step 2). For each hazard identified, determine the associated degree of risk in terms of probability and severity. Although not required, the use of a matrix may be helpful in assessing hazards.
- c. Make Risk Decisions (Step 3). First, develop risk control options. Start with the most serious risk and select controls that will reduce the risk to a minimum consistent with mission accomplishment. With selected controls in place, decide if the residual risk is acceptable and the benefit of the operation outweighs the risk.
- d. Implement Controls (Step 4). The following measures can be used to eliminate hazards or reduce the degree of risk. These are listed by order of preference:
 - (1) Engineering Controls. Controls that use engineering methods to reduce risks by design, material selection, or substitution.
 - (2) Administrative Controls. Controls that reduce risks through specific administrative actions, such as:
 - (a) Providing suitable warnings, markings, placards, signs, and notices.
 - (b) Establishing written policies, programs, instructions, and standard operating procedures.
 - (c) Training personnel to recognize hazards and take appropriate precautionary measures.
 - (d) Limiting the exposure to a hazard (either by reducing the number of assets or personnel exposed, or the duration of exposure).
 - (3) Personal Protective Equipment (PPE). Serves as a barrier between personnel and a hazard. PPE should be used when other controls do not reduce the hazard to an acceptable level.
- e. Supervise (Step 5). Conduct follow-up evaluations of the controls to ensure they remain in place and have the desired effect. Monitor for changes, which may require further ORM. Take corrective action when necessary.

CHAPTER 10: SAFETY PROGRAM

1. GENERAL

- a. The Corps of Cadets engages in a multitude of activities that have various levels of risk, with the potential for negative as well as the planned positive outcomes. Those outcomes range all the way from no significant incident to tragedy. Safety must be paramount in the minds of all cadets down to the lowest level when conducting or participating in activities. A common-sense rule of thumb is: if your gut tells you someone is likely to be injured because of an activity, either take appropriate measures to reduce the risk, or do not do it at all.
- b. Safety is not an exact science; it is more the use of common sense, listening to one's instincts, and taking well measured actions to avoid negative results. Always ask the question, "Have the unintended negative outcomes been considered, and if they occurred could the activity stand the reasonable scrutiny of others?" If the answer is "No", the activity must be restructured or cancelled. If the answer is not clear, seek advice and feedback from the chain of command and advisors.
- c. Safety is everyone's responsibility. If you see an unsafe act, attempt to stop it then report it to a member of the chain of command. If you see an unsafe condition, report it to your commander. If you are not able to contact your commander, contact Corps Housing at (979) 845-3443 (Monday – Friday, 8am-5pm). All other times contact the Commandant's Duty Officer via the guard room (979) 845-6789. Cadets are expected to review and adhere to the policies and procedures published in *The Standard* and the Cadet Resident Handbook.

2. FIRE SAFETY

- a. There are heat and smoke detectors in the hallways and individual rooms, and there are manual pull stations in each stairwell. Refer to the "Safety Operations" section of the Cadet Resident Handbook for additional information regarding fire-safety including safety inspections, fire drills, and evacuations. Do not cover smoke detectors or attempt to disable them.
- b. Fire extinguishers are in each stairwell. Use these only if doing so does not interfere with a safe evacuation. Do not tamper with fire extinguishers.
- c. Dorm fire doors are designed to close automatically in the event of a fire alarm. Cadets will not block these doors.
- d. Room door closers are designed to automatically close the door to prevent fires from spreading. Cadets may temporarily prop doors open only while they are in the room.

3. SAFETY/SECURITY

- a. Cadets will lock their doors when away from their rooms and at night when going to bed. Cadets will not lend their keys or ID cards to anyone. Cadets will report a lost key immediately.
- b. Cadets will not allow someone to follow them into the dormitory after they swipe their card, especially if that person is unfamiliar to the cadet (including uniformed cadets).
- c. Keep hallways clear. Place trash cans at the end of the hallways and leave a pathway of four floor tiles in the hallway when items are placed there.

- d. Refer to the "Safety Operations" and "Holiday and Special Event Decorations" section of the Cadet Resident Handbook prior to placement of holiday and/or special event decorations.
- e. Room obstruction, lock tampering, and newspaper/glass/aluminum can recycling programs are prohibited in the Corps dormitories. Refer to the "Obstruction of Room and Lock Tampering" and "Recycling Programs" sections of the Cadet Resident Handbook.
- f. Texas A&M University rules prohibit smoking in any building on campus including dormitories, cadet rooms, and lounges.
- g. Candles (with or without wicks), incense, oil lamps, and other devices which use an open flame (including potpourri pots) are prohibited in the Corps dorms. Refer to the Candles, Incense and Open Flames" section of the Cadet Residence Handbook.

4. HOT WEATHER SAFETY

- a. Precautions during training time need to be taken during the warm weather months. Proper hydration is important to prevent hot weather injuries. A heat category system is used by the Corps of Cadets to determine if there are any hazardous conditions associated with training outdoors during hot weather. A flag color is associated with a corresponding heat index. The flag color will be displayed on the [Cadet Intranet homepage](#) just below the uniform of the day. The flag colors are as follows:

Heat Category	Flag Color	Heat Index
1	None	Up to 86.9°F
2	Green	87 – 89.9°F
3	Yellow	90 – 92.9°F
4	Red	93 – 94.9°F
5	Black	>95°F

- b. Work/Rest guidelines per hour of training:

Heat Category	Easy Work	Moderate Work	Hard Work
1	No Limit	No Limit	40 / 20
2	No Limit	50 / 10	30 / 30
3	No Limit	40 / 20	20 / 40
4	No Limit	30 / 30	10 / 50
5	50 / 20	20 / 40	0 / 60

- c. Examples of work efforts:

Easy Work	Moderate Work	Hard Work
Drilling / Marching	Calisthenics (e.g., pushups)	Sustained running

Non-Aerobic Intramurals	Aerobic Intramurals	Sustained Calisthenics
Manual of Arms	Intermittent Running	Circuit Training

d. Hot weather injuries and first aid

(1) Heat cramps

(a) Symptoms:

1. Muscle cramps of the arms, legs, or abdomen.
2. Excessive sweating.
3. Thirst.

(b) First aid:

1. Move the casualty to a cool or shady area or improvise shade.
2. Loosen the casualty's clothing.
3. Have the casualty slowly drink one bottle/canteen of cool water.
4. Alert a staff member if the cramps continue.

(2) Heat exhaustion

(a) Symptoms (The first five occur often. The others occur sometimes.):

1. Profuse sweating with pale, moist, cool skin
2. Headache
3. Weakness
4. Dizziness
5. Loss of appetite
6. Heat cramps
7. Nausea, with or without vomiting
8. Urge to defecate
9. Chills (goose flesh)
10. Rapid breathing
11. Tingling of the hands and/or feet
12. Confusion

(b) First aid:

1. Move the casualty to a cool or shady area or improvise shade.
2. Loosen or remove the casualty's clothing and boots.
3. Pour water on the casualty and fan him/her.
4. Have the casualty slowly drink one bottle/canteen cool water.

5. Elevate the casualty's legs.
6. Monitor the casualty until the symptoms are gone or medical aid arrives.
7. Alert a member of the Commandant's staff.

(3) Heatstroke

(a) Symptoms:

1. Flushed, hot, dry skin
2. Headache
3. Dizziness
4. Nausea
5. Confusion
6. Weakness
7. Loss of consciousness
8. Seizures
9. Weak and rapid pulse and breathing

(b) First aid:

1. **WARNING:** Heatstroke is a medical emergency that may result in death if treatment is delayed. Start cooling measures immediately and continue while waiting for transportation and during evacuation. Call 911 and then alert anyone on the Commandant's Staff.
2. Move the casualty to a cool or shady area or improvise shade.
3. Loosen or remove the casualty's clothing and boots.
4. Spray or pour water on the casualty and fan him/her.
5. Massage the casualty's arms and legs.
6. Elevate the casualty's legs.
7. If the casualty is conscious, have him/her slowly drink at least one bottle/canteen of cool water.

CHAPTER 11: CORPS MEMBERSHIP REQUIREMENTS

1. CORPS ADMISSIONS POLICY

- a. Incoming freshmen may join the Corps of Cadets by applying for membership prior to Freshman Orientation Week.
- b. Undergraduate students wishing to join the Corps after beginning their college career must demonstrate a plan to spend at least two full years in the Corps of Cadets. This allows them to complete a semester as a Freshman then continue their Corps career as a sophomore or junior and finish as a senior.
- c. Graduate students who are contracted will be considered for membership on a case-by-case basis. If approved, these students will join the Corps as a Day Student. In most cases, these students will complete a semester as a Freshman, then move to junior status and finish their Corps career as a senior. Students who transition to a graduate program while members of the Corps may continue.
- d. All students wishing to pursue a commission through the ROTC programs at Texas A&M must be members of the Corps of Cadets. Exceptions are made for those students who are active duty and going to school under a service program. Students pursuing a commission outside the ROTC programs are not required to be members of the Corps.

2. CORPS MEMBERSHIP

- a. Until a Cadet resigns, is removed by dismissal or suspension, or completes their academic degree or their fourth year of membership, they are considered a member of the Corps of Cadets and subject to the rules and regulations of the Corps.
- b. Cadets must comply with the following Corps membership requirements.
 - (1) Enroll as a full-time student at Texas A&M University, which requires a minimum of 12 hours of A&M courses (except for Blinn TEAM and TEAB).
 - (2) Possess cumulative GPA identified below:
 - (a) Senior / Junior minimum 2.30
 - (b) Sophomore minimum 2.20
 - (c) Freshmen minimum 2.10
 - (3) Abide by all rules and regulations of Texas A&M University and the Corps of Cadets.
 - (4) Attend required ceremonies, formations, and all Corps and unit activities unless properly excused.
 - (5) Successfully complete with a grade of "C" or better the required ROTC course and/or SOMS course each semester.
 - (a) Traditional Freshman, Fall semester: SOMS 111 and ROTC
 - (b) Traditional Freshman, Spring Semester: SOMS 181 and ROTC
 - (c) Transfer Freshman, Fall semester: SOMS 180 and ROTC (if seeking a contract)

- (d) Transfer Freshman, spring semester: SOMS 181 and ROTC
- (e) Sophomore, Fall semester: SOMS 280 and ROTC.
- (f) Sophomore, Spring Semester: SOMS 281 or ROTC
- (g) Junior, Fall Semester: SOMS 380 or ROTC
- (h) Junior, Spring Semester: SOMS 381 or ROTC
- (i) Senior, Fall Semester: SOMS 481 or ROTC
- (j) Senior, Spring Semester: SOMS 482 or ROTC
- (k) Freshman and sophomore cadets are required to be enrolled in an ROTC program and an appropriate ROTC course for their freshman year and the Fall semester of the sophomore year. Beginning with the Spring semester of their sophomore year, cadets may opt out of ROTC and assume Drill and Ceremonies (D&C) status (not contracted to pursue a military commission via ROTC). Cadets opting out of ROTC for their Sophomore spring semester and beyond (thus becoming a D&C cadet) must take the required SOMS classes.
- (l) Transfer cadets entering the Corps in the Fall semester are not required to enroll in an ROTC program or take an ROTC class if they do not intend to pursue a commission. These cadets will enroll in SOMS 180 during the fall semester.
- (m) Transfer cadets entering the Corps in the Spring semester must take entry-level ROTC class and SOMS 181.
- (n) Veteran cadets (completed at least 12 months of active continuous service or at least a six-month deployment in a combat zone) are not required to enroll in an ROTC program or take ROTC classes if they do not intend to pursue a commission. However, all veteran cadets must meet Corps membership requirements through enrollment in ROTC or SOMS courses.
- (6) Maintain the minimum cumulative GPA identified in [Corps Academic Procedures](#) to avoid Corps Academic Probation or meet the requirements of the Corps Academic Probation Contract if assigned to probation.
- (7) Purchase an approved meal plan each semester unless approved for day student status.
- (8) Complete a Corps housing contract for a Corps dorm room unless approved for [day student](#) status.
- (9) Pass the Corps physical fitness test (PFT) and meet the Corps height-weight/body fat minimum standard each semester. Traditional freshman cadets have until the end of the academic year to meet the PFT and weight/body fat standards.
- (10) Agree to release any information from the Aggie Honor Systems Office to the Office of the Commandant.
- (11) Purchase an All-Sports Pass that provides a ticket to every home football game.
- (12) Complete all restricted weekends and marching tours by their deadline.
- (13) Sign a waiver of release from liability to participate in Corps activities.
- (14) Sign a waiver to participate in the Corps random drug testing program (if selected).

- (15) Sign a waiver agreeing to release academic records to the unit commanding officer and Office of the Commandant Staff in order to properly track cadet and unit academic progress.
- (16) Sign a waiver agreeing to immediate care and treatment as a result of any minor injury by professionals managing the Corps Athletic Training Room.
- (17) Sign a waiver allowing the Office of the Commandant to use photographs as well as video and/or audio footage of the cadet in official photographic or electronic productions and media deemed appropriate by Texas A&M University.
- c. Cadets risk being disenrolled from the Corps and/or an ROTC program if found responsible for violations involving sexual assault/sexual harassment (SASH), alcohol, drugs or hazing.
- d. Approval of a Corps application is contingent upon compliance with the above membership requirements and the assessment of the cadet's performance by the chain of command. Applications will be approved, approved but placed on probation, or disapproved. All cadet memberships are subject to review at the end of each semester.

3. ASSIGNMENT OF FRESHMEN AND TRANSFER STUDENTS

- a. Band freshmen are assigned to the Aggie Band regardless of ROTC affiliation. The Band Director makes assignments to units within the band.
- b. All other freshman cadets will be assigned to units based on their chosen ROTC affiliation.
- c. Cadets who enter the Corps in a semester other than the fall of their first year will be assigned to D-1, K-1, or Squadron-18 for their first semester. During their first semester in the Corps, cadet records will be reviewed and evaluated by Corps Academics to determine academic and Corps classification based upon progress to degree in their university-approved degree plan.

4. REQUESTING DAY STUDENT STATUS

- a. Cadets who wish to reside off-campus may request "day student" status provided they meet one or more of the following criteria.
 - (1) Married and plan to reside with spouse in Bryan/College Station area (Must present marriage certificate).
 - (2) Plan to reside with parents in Bryan/College Station area (Must present proof of parents residing locally; living with siblings or cousins does not qualify).
 - (3) Varsity athlete (Verification by Athletic department required).
 - (4) Veteran military service member (must have completed a combat deployment of six months in length or served at least 12 months of continuous active service). Entry-level training and/or guard/reserve service without at least a year of activated service does not qualify (Must present a copy of DD-214).
 - (5) Graduate students who have less than two years remaining on their program but wanting to pursue an ROTC commission.
- b. New cadets meeting the Veteran Service Member classification (see 4.a.(4) above) are assigned to Delta Company. All other new cadets meeting the requirements for Day Student will be assigned to an outfit. Cadets qualifying for Day Student Status after having been a member of the Corps for at least a year will remain assigned to their unit and fulfill all requirements of

being a cadet in the unit. Requests for exceptions to policy must be submitted to the Commandant via the Assistant Commandant for Operations & Training.

5. INTERNATIONAL STUDENTS

International students are eligible to apply for Corps membership provided they have the approval of their embassy and the university and an F1/J1 visa compliance. Some international students may not be eligible to participate in an ROTC program. In such cases (and when requested), the Commandant will decide whether to waive the requirement to take an ROTC course. International students are not granted Day Student status unless they meet the criteria as defined in 4.A. above.

6. REQUESTING A UNIT TRANSFER

To request a unit transfer, a cadet must complete a Unit Transfer Form obtained from the respective Operations Advisor.

7. REQUESTING A TEMPORARY LEAVE OF ABSENCE

Cadets may request a temporary leave of absence (LOA) for no more than one semester to participate in study abroad, internship, co-op, or military service on orders. Cadets may also request LOA for medical reasons that require an extended absence from the Corps. Cadets approved for leave of absence remain members of the Corps and subject to Corps and university rules. They may retain their Corps uniforms and participate in selected Corps activities as their schedules permit with the approval of their Operations Advisor. Cadets will request the LOA through their respective Operations Advisor. Cadets will also request an LOA with Corps Housing/ResLife. Cadets who require more than a one semester absence will resign from the Corps and reapply upon their return to Texas A&M.

8. ADMINISTRATIVE SEPARATION

The Commandant may terminate membership in the Corps of Cadets at any time for failure to comply with the membership requirements; based on the recommendation of the cadet commander; as the result of a disciplinary sanction; or for just cause.

9. RESIGNING FROM THE CORPS

- a. Cadets who choose to resign from the Corps will initiate the process by obtaining a Corps Resignation Form from their Operations Advisor. Each cadet must complete the form and obtain the required signatures listed on the form.
- b. Normally, cadets enrolled in ROTC who withdraw from the Corps are dropped from the ROTC program. When the PMS, PNS, or PAS determines completion of the ROTC course is in the best interest of the military, he/she will make such a request to the Commandant.
- c. Military Advisors will ensure the person responsible for the cadet's ROTC records is aware of the resignation and completes the required steps for ROTC disenrollment.
- d. Military Advisors and COs will determine why the cadet has decided to resign and attempt to help the cadet resolve any problems. If, after such counseling, the cadet still desires to resign, the individual will sign the resignation form and allow the resignation process to continue.

10. REAPPLYING FOR CORPS MEMBERSHIP

Cadets who have previously resigned, been involuntarily terminated, or taken a leave of absence from the Corps of Cadets may reapply for member by contacting the Corps Operations & Training office at corpsops@corps.tamu.edu.

11. DUES AND FUNDS

Each cadet contributes dues to the Cadet Corps funds. Collections will not exceed a total of \$50.00 per cadet annually. Neither the unit nor unit auxiliary groups such as parent groups will request or recommend a higher level of dues from their cadets. The dues distribution is as follows:

- a. Corps Operations fund: \$10.00/cadet.
- b. Major unit fund: \$2.00/cadet for Brigade, Regiment, and Wing cadets. \$4.00/cadet for Band cadets.
- c. Minor Unit fund: \$6.00/cadet for Brigade, Regiment, and Wing cadets. \$4.00/cadet for band cadets.
- d. Outfit fund \$32.00/cadet.
- e. In the case of an outfit member being on staff, the outfit level dues (\$32) will be allocated to the respective staff fund.
- f. These dues are upper limits, and outfits are not required to collect the maximum amount unless it is needed. The major and minor units are responsible for informing their outfits of how much of the dues they need. Corps dues are required so the minimum amount of dues to be collected from any one cadet will be \$10.00. Additional collections are not authorized.
- g. Dues are collected no later than the 5th day of class in the fall semester. (Spring Transfer students pay their \$50 fee during the first week of classes in January.) Unit fund custodians will disperse funds to Corps and Major Units no later than the 15th day of class.

CHAPTER 12: CADET SCHEDULE

1. WEEKLY SCHEDULE

This schedule below is a representative, routine weekly schedule for the Corps of Cadets. The schedule for a specific week may vary.

Day	Monday	Tuesday	Wednesday	Thursday	Friday	Saturday	Sunday
0530	NET Wake Up	NET Wake Up	NET Wake Up	NET Wake Up	NET Wake Up	Varies	Varies
0540	Fall Out	Fall Out	Fall Out	Fall Out	Fall Out		
0545	Formation	Formation	Formation	Formation	Formation		
0555-0700	Unit Activities	Unit/ROTC Activities	Unit/ROTC Activities	Unit/ROTC Activities	Unit Activities		
0700-0730	Breakfast	Breakfast	Breakfast	Breakfast	Breakfast		
0730-1630	Academic Day	Academic Day	Academic Day	Academic Day	Academic Day		
1630-1800	Unit Activities				Unit Activities		
1800-1830	Formation Prep	Formation Prep	Evening Study Time	Formation Prep	Varies		
1830-1840	Formation	Formation		Formation			
1840-1915	Dinner	Dinner		Dinner			
1915-1930	Prep for EST	Prep for EST		Prep for EST			
1930-2215	Evening Study Time	Evening Study Time		Evening Study Time			
2215-2230	Lights Out Prep	Lights Out Prep	Lights Out Prep	Lights Out Prep			
2230-0530	Lights Out	Lights Out	Lights Out	Lights Out			
							1900 Outfit Meeting
							Evening Study Time
							Lights Out Prep
						Lights Out	

2. QUIET HOURS

The purpose of Quiet Hours is to create an environment conducive for academic study within the dorms and on the quad. Quiet Hours exist 24 hours a day from 1930 Sunday until 1630 Friday except for approved training times and formation/chow. Quiet Hours is further broken into three periods: Academic Day, Evening Study Time (EST), and Lights Out. Cadets will be mindful of other cadets who may be studying, sleeping, or resting. Cadets will not be loud or disruptive in the hallways. The Corps Commander or the Commandant may designate additional weekend dates /

times in which Quiet Hours / EST may be observed. All upperclassmen are responsible for maintaining and enforcing Quiet Hours conditions:

- a. Speaking in the hallways and rooms will be kept to a minimum and conducted at a low but audible tone. Whipping out will not occur inside the dorms during EST or Lights Out.
- b. Cadets will not hump it or sound off inside the dormitory.
- c. Halls will be kept neat, orderly, and quiet. Music and other sounds should not be heard outside the dorm room.
- d. Lights in the hallway will remain lit (do not reduce lighting) except during "lights out" (2230 until 0530 the next day).
- e. "Quiet Hours" on the Quad and EST are observed immediately after yell practice on Thursday nights.

3. ACADEMIC DAY

The purpose of the Academic Day is to maintain an atmosphere within the Corps of Cadets conducive to the pursuit of academic endeavors and personal matters. Quiet Hours conditions in the dormitory hallways and rooms, as well as on the quad, are in effect for all cadets.

- a. Academic Day Times. 0730–1630 Monday and Friday. 0730-1800 Tuesday – Thursday.
- b. The Academic Day consists of:
 - (1) Attending class
 - (2) Individual/Group study at any appropriate place, as desired.
 - (3) Rest. If a cadet is sleeping, the cadet will not be awakened unless it pertains to academic matters (e.g., waking someone up for class, waking someone to ask why they are not in class if their door card indicates they have a class scheduled).
 - (4) Personal endeavors needed for daily living (personal hygiene and on/off campus errands), individual Corps activities (e.g., shining shoes, uniform preparation, room cleaning), and individual exercise.
- c. Activities Permitted
 - (1) On-the-spot corrections, if class arrival is not delayed.
 - (2) Command-directed room inspections (normally conducted with representatives from the Office of the Commandant).
 - (3) Room Inspections conducted by the Cadet IG Chains from 0830 to 1700 daily, if these inspections do not interfere with the study environment.
 - (4) Academic Support, morale, and welfare visits. Freshmen doors must remain open while an upperclassman is inside the hole. Access to fish's room may be further restricted on an individual basis by the Unit Commander.
- d. Activities Not Permitted
 - (1) Military/Corps training outside of Leadership Labs.
 - (2) Disciplinary actions.

- (3) Corrective or directed physical training/exercise except as outlined in the chapter on [Corrective Physical Training](#).
- (4) Upperclassmen "details."
- (5) Disturbing cadets who are studying.
- (6) Waking cadets who are asleep (except as described [above](#)).
- (7) Blowing "calls."

4. EVENING STUDY TIME (EST)

The purpose of Evening Study Time is to maintain an appropriate scholastic environment for the Corps. All cadets on Academic Probation, along with all freshmen, most sophomores, and many juniors are required to comply with mandatory study requirements during EST. Quiet Hours conditions in halls and rooms will be in effect for all cadets. See [Evening Study Time](#) for more details.

5. LIGHTS OUT

- a. The primary cadet activity during Lights Out is sleep. Quiet Hours conditions in halls and rooms will be in effect for all cadets during Lights Out.

6. CORPS ACTIVITIES

- a. Corps activities will be executed in accordance with the [Commandant's Training Guidance](#) and will promote discipline, improve leadership skills and character development, and foster camaraderie and esprit de corps. Corps units conduct unit activities per the below schedule Monday – Friday.
 - (1) 0530: No Earlier Than (NET) wake up.
 - (2) 0540: Fall out on the quad for formation. On mornings where ROTC activity is scheduled, all cadets participating in ROTC activity will form up in their respective ROTC formation block. All cadets not required to attend ROTC activity will form up in their unit/Minor unit formation block. Select ROTC cadets may be excused from formation if their assistance is required by ROTC cadre to set up for ROTC activity.
 - (3) 0545: Formation
 - (4) 0555-0700: ROTC/Unit morning activity
 - (5) 0700-0730: Breakfast
 - (6) 0730: Academic day begins
 - (7) 1630-1800 Monday and Friday: Corps unit afternoon activity executed in accordance with the Commandant's Training Guidance
 - (8) 1830 Monday, Tuesday, Thursday: Evening formation
 - (9) 1900-1930 Sunday: Outfit Meeting

- (10) 1915 Monday, Tuesday, Thursday: All cadets in the dorm, prep for EST
- (11) 1930-2215 Sunday – Thursday: EST (1800 EST start time on Wednesdays)
- (12) 2215-2230 Sunday-Thursday: Prep for Lights Out
- (13) 2230-0530 Sunday-Thursday: Lights Out

b.

7. OUTFIT MEETINGS

Outfit meetings are an opportunity for outfit command teams to observe, interact with, and provide information to the members of their outfit. Outfit meetings will occur Sunday evenings from 1900 to 1930, prior to EST. All outfit members will attend outfit meetings unless excused by the commander.

CHAPTER 13: CADET CLASS SYSTEM, RESPONSIBILITIES, AND PRIVILEGES

1. CLASS SYSTEM

- a. Seniors hold the rank of cadet officers. They are the executive leaders of the Corps and set the standard for behavior; establish, focus on, and communicate their organization's vision; establish and maintain a positive environment founded on dignity and respect; develop the lower three classes; enforce The Standard; hold all cadets accountable for their actions; and make the decisions that affect the operations of the Corps of Cadets as a whole. They seek to inspire and to develop the organization by first setting the example and then by planning, leading, and supervising the Corps of Cadets.
- b. Juniors hold the rank of cadet senior non-commissioned officers. They are the primary instructors and disciplinarians for the freshman and sophomore classes. They set a positive example; communicate their organization's vision; maintain a positive environment based on dignity and respect; develop others into model cadets; enforce The Standard; hold their class and all blackbelt classes accountable for their actions; and implement/execute the directions, orders, and guidance provided by the cadet chain of command. They serve as mentors leading the teams that carry out the vision and execute the plans for the Corps of Cadets.
- c. Sophomores hold the rank of Cadet Private First Class, Cadet Corporal, or Cadet Sergeant. They are the assistant instructors for the freshman class and execute the directions, orders, and policies of the cadet leadership chain in accordance with The Standard. Exemplifying dignity and respect, sophomores set the example and coach the freshmen to become model cadets while learning how to lead the Corps for the future.
- d. Freshmen are Cadet Privates and are referred to as "fish" throughout their freshman year. Freshmen can be promoted to Cadet PFC once they achieve the promotion criteria as outlined below. Freshmen are the lifeblood of the Corps. They are attentive and coachable as they learn from their sophomores and upperclassmen. Freshmen strive to develop self-discipline and good study habits as they lay the foundation for their future in the Corps.
- e. Promotion Criteria for Freshmen and Sophomore Cadets. The promotion of a freshman to Cadet Private First Class or a sophomore to Cadet Sergeant should positively contribute to the high standards of leadership and proficiency required for academic success. Promotion is as much a reward for past performance as it is an expectation of future potential. Commanders will be guided by the following criteria:
 - (1) Achieve a 3.5 cumulative GPA.
 - (2) Exemplify the Corps Values of Honor, Integrity, Discipline, Courage, Respect, and Selfless Service.
 - (3) Record an overall Corps PFT score of 265 or higher and meet weight/body fat standards.
 - (4) Be in good standing regarding University or Corp conduct, and not be under investigation for conduct that could result in discipline sanctions.

- (5) Commanders shall reduce previously promoted cadets who fail to maintain the high standards required of the cadet rank. The Commandant may reduce cadets for incompetence or unacceptable performance of duty at any time.

2. CADET CONDUCT

By joining the Corps of Cadets, cadets agree to hold themselves to a higher standard than typical students. Listed below are cadet conduct standards.

a. In the Corps dorms and on the Quad

- (1) All cadets respect the right to privacy of their fellow cadets. Cadets will be respectful of others and respect the environment in the dorm to foster academic success and leadership development.
- (2) All cadets will whip out to cadets senior to them and meet cadets within their own class.
- (3) On campus. All cadets will conduct themselves in a manner that reflects favorably upon the Corps of Cadets. Although the Corps of Cadets recognizes distinctions between the Corps classes, cadets will interact with other cadets and fellow students in a professional and respectful manner regardless of class.

b. On Campus

As Keepers of the Spirit and Founders of Tradition at Texas A&M University, cadets set the example for all students on campus. Cadets demonstrate pride in themselves, the Corps, and the University by their neat appearance, friendliness, helpfulness, and courtesy at all times.

- (1) Seniors may walk on the grass on campus except for the grass around the MSC. All other cadets will not walk on the grass.
- (2) Cadets will not enter any fountains or natural or man-made water features on campus.
- (3) Cadets greet all other students and visitors to the campus with a clear, distinct, and friendly "HOWDY!" Cadets greet members of the faculty and staff with an appropriate greeting, such as "good morning, sir;" "good afternoon, Dr. Jones;" "good evening, Sergeant Brown;" etc. Cadets will salute commissioned officers of the US and foreign militaries in accordance with military courtesies.
- (4) While in uniform, cadets will not:
 - (a) Eat, drink, or use a cell phone while walking.
 - (b) Use ear buds or headphones, except when seated and studying.
 - (c) Hang cell phones and electronic devices from the uniform.
 - (d) Drink alcoholic beverages, chew gum, or use tobacco products.
- (5) The Aggie tradition of speaking and whipping out within the Corps serves as a professional greeting and is the method by which cadets show respect to each other. Cadets will greet cadets they know and will whip out to cadets they do not know. It is the junior cadet's responsibility to whip out to the more senior cadet. See paragraph 4.a.(3) of this chapter for Whipout procedures for fish.

c. At Yell Practice

- (1) All cadets will attend yell practice and enthusiastically participate in all yells and songs.

- (2) When forming to move to Kyle Field for Midnight Yell Practice, junior cadets and their dates fall in around and at the rear of the band procession. All others move into the east side seating area of Kyle Field. Designated juniors and their dates will follow the band into the stadium and remain on the sideline to “guard the field” during yell practice.
- (3) Cadets set the example for the student body at yell practice and therefore will not:
 - (a) Participate in drunk and disorderly conduct.
 - (b) Throw objects in the stands or onto the field.
 - (c) Attempt to take items that do not belong to them from another individual or organization.
 - (d) Save seats for other members of their outfit.
- d. At Football games in Kyle Field
 - (1) Cadets set the example for the remainder of the student body in Kyle Field; therefore, cadets will:
 - (a) Follow the directions of the Yell Leaders.
 - (b) Remain in full uniform.
 - (c) Wear their cover and salute for the playing of the National Anthem.
 - (d) Wear their cover and remain at the position of attention for Texas Our Texas.
 - (e) Kiss their dates (provided they receive consent) whenever the Aggies score on the field.
 - (f) After a football victory at Kyle Field, freshmen will form at the north end of Kyle Field under the direction of the Cadet Officers of the Day and capture the yell leaders. Freshmen will neither steal articles of clothing from the yell leaders nor run beyond the 20 yard line.
 - (2) Cadets will not:
 - (a) Boo officials or members of either team.
 - (b) Throw objects in the stands or onto the field.
 - (c) Display “horns down” except when playing t.u.
- e. At all Basketball and Baseball games, Football games away from Kyle Field, and other university athletic events, cadets will conduct themselves in the same manner as described in paragraph E, with the following exceptions
 - (1) Cadets may wear appropriate civilian attire unless directed by the Corps Commander to wear a specific uniform as part of a Corps event.
 - (2) A specific uniform will be prescribed for Corps Trips and will be worn for the entirety of March-In and the game.
 - (3) Off campus and public gatherings. Cadets, both in and out of uniform, are highly visible and will conduct themselves in a manner that reflects credit upon the Corps of Cadets and the University.

3. RESPONSIBILITIES

It is every cadet's responsibility to:

- a. Read, understand, and put into practice the contents of The Cadence, The Standard, and the Cadet Resident Handbook (CRH).
- b. Follow and carry out the lawful orders and directions of superiors in accordance with The Standard.
- c. Uphold the Aggie Code of Honor.
- d. Exemplify the Aggie core values and the cadet values.
- e. Set an example of good citizenship and Aggie spirit to all people at all times.
- f. Meet and develop personal relationships with fellow cadets.
- g. Maintain an inspection ready room between the hours of 0830 and 1700 on weekdays.
- h. Attend all home football games in the uniform of the day and remain in attendance until the end of yell practice following the game.
- i. Wear the cadet uniform with pride and remove the cover upon entering any campus building.

4. PRIVILEGES

a. It is a fish privilege to:

- (1) Learn the history and traditions of Texas A&M and the Corps of Cadets.
- (2) Respond to upperclassmen when questioned. The four basic fish answers are:
 - (a) "Yes, sir/ma'am"
 - (b) "No, sir/ma'am"
 - (c) "No excuse, sir/ma'am", and
 - (d) if the answer to the question asked is unknown, "Sir/Ma'am, not being informed to the highest degree of accuracy I hesitate to articulate for fear that I may deviate from the true course of rectitude. In short, sir/ma'am, I am a very dumb fish and do not know, sir/ma'am."
- (3) Greet all known cadets ("Howdy Mr. Smith, sir / Howdy Miss Smith, ma'am") and whip out to all unknown sophomores and upperclassmen in a normal fully understandable voice in accordance with script below:

The fish will extend his/her hand with a 90 degree angle between the upper and lower arm and the elbow pinned to the body.

fish: "Howdy, fish Jones is my name, sir/ma'am."

Upperclassman: "Howdy, Smith is my name." (sophomore)

"Howdy, my name is Smith."(junior and senior)

fish: "Where are you from Mr/Ms Smith, sir/ma'am?"

Upperclassmen: "I am from (name of hometown), fish Jones. Where are you from fish

Jones?"

fish: "I am from (name of home town), Mr/Ms Smith, sir/ma'am. What course are you taking Mr/Ms Smith, sir/ma'am?"

Upperclassmen: "I am taking (current major), fish Jones. What course are you taking fish Jones?"

fish: "I am taking (current major), Mr/Ms Smith, Sir/Ma'am. I am glad to have met you Mr/Ms Smith, Sir/Ma'am."

Upperclassman: "I am glad to have met you fish Jones."

- (4) Maintain a confident and respectful physical posture when interacting with sophomores, upperclassmen, and members of the Commandants staff.
 - (5) Be granted sophomore privileges when in the presence of guests.
 - (6) Sit on benches anywhere on campus.
 - (7) Wildcat outside the dorm when falling out to formation.
 - (8) Perform authorized unit details such as Whistle Jock/blowing calls, and newspaper delivery.
 - (9) Exit/Enter the Quad via the arches when attending an off-the-Quad class in uniform during the Academic Day.
 - (10) Use any door to exit/enter the dormitories.
 - (11) "Capture" the Yell Leaders after a football victory in Kyle Field.
 - (12) Maintain their hole per the instructions below:
 - (a) No curtains.
 - (b) No posters/flags. Only outfit authorized items on the walls/bulletin boards, or the back of the door (academic status, weekly academic schedule, planning calendar, etc.). One poster per hole authorized for Spring Semester.
 - (c) No extra furniture (footlockers/storage bins authorized).
 - (d) No television, large video screen, video game system or stereo (clock radio authorized).
 - (e) No refrigerator (medical exemptions must be approved).
 - (f) No microwave.
 - (g) No carpet, rug, or floor covering (one 2x4 bathmat for the sink area of the hole authorized at Unit Commander discretion for Spring Semester).
 - (h) No fitted sheets or non-issued bedding.
 - (i) No more than three items on the desk.
- b. It is a sophomore privilege to:
- (1) Place the garrison cap inside the shirt with fasteners fastened.

- (2) Walk on graveled areas.
- (3) Greet all known cadets ("Howdy, Smith") and whip out to all unknown upperclassmen in a normal fully understandable voice in accordance with script below:

- (a) Sophomores will bring their right fist over their chests, and extend a vertical, open right hand to the upperclassman.

Sophomore: "Howdy, Jones is my name."

Upperclassman: "Jones, I'm Smith."

Sophomore: "I'm glad to have met you, Smith."

Upperclassman: "I'm glad to have met you, Jones."

- (b) Sophomore whip-outs do not include hometown or major.

- (4) Maintain their hole as freshmen with the following exceptions:

- (a) One poster/flag per room.
- (b) A small bathmat in the sink area and a 4 x 6 foot carpet, no other rug, carpet or floor covering.
- (c) No extra furniture (footlockers/storage bins authorized).
- (d) One coffee maker per room.
- (e) No television, large video screen, video game system or stereo (clock radio authorized).
- (f) No more than five items on the desk.
- (g) No refrigerator unless approved by the Minor Unit Commander.
- (h) No microwave unless approved by the Minor Unit Commander.
- (i) No fitted sheets or non-issued bedding unless approved by the Minor Unit Commander.

- c. It is a junior privilege to:

- (1) Fold the top half of the garrison cap over and place the cap inside the belt at the left front hip with the open portion of the cap facing outboard.

- (2) Walk on dirt areas.

- (3) Greet all known cadets ("Howdy, Smith") and whip out to all unknown seniors in a normal fully understandable voice in accordance with script below:

- (a) Juniors will raise their open right hand toward their right shoulder then swing the arm down in a chopping motion.

Junior: "Howdy, I'm Jones."

Senior: "Jones, I'm Smith."

Junior: "I'm glad to have met you, Smith."

Senior: "I'm glad to have met you, Jones."

- (b) Junior whip-outs do not include hometown or major.
- (4) Juniors are allowed a number of items for their room, including:
 - (a) Curtains, posters/flags/wall items (no drilling holes or marring the walls/doors).
 - (b) No extra furniture (footlockers/storage bins authorized).
 - (c) One refrigerator and microwave per room.
 - (d) No restriction on the number of items on the desk but it must be neat.
 - (e) Video game system, television or large video monitor no greater than 40 inches.
 - (f) Wall to wall carpet or other floor covering but nothing that will damage or stick to the tile floor.
 - (g) Sheets and bedding of their choosing.
- d. It is a senior privilege to:
 - (1) Tuck the garrison cap into the back of their trousers, with a portion visible above the trouser belt.
 - (2) Walk on the grass on the campus, except around the Memorial Student Center.
 - (3) Seniors must maintain their rooms as juniors. There are no additional room privileges for seniors.

5. DORM ACTIVITIES

- a. All cadets may use any entrance/exit to the dorm as well as all elevators in the LLCs.
- b. Cadets will not run in the dorm hallways or in the stairwells.
- c. Cadets will take advantage of opportunities prior to formations and other unit activities to conduct inspections and share information with other cadets. Cadets may blow calls and perform whistle jock duties except during the Academic Day.
- d. Cadets will not raise their voices in the hallways beyond a normal conversational volume during the academic day, EST, and Lights Out.
- e. Cadets will recognize, greet, or whip out to cadets senior to them, except during EST.
 - (1) Freshmen will greet by saying, "Howdy, Mr./Ms. (insert upperclassman name), sir/ma'am."
 - (2) All other classes will greet by saying, "Howdy, (insert upperclassman name)." Cadets who have dropped handles may greet using first names.
- f. All cadets may enter the hallway to review information posted on outfit bulletin boards.
- g. During the Academic Day, cadets may be stopped for on-the-spot corrections; however, cadets will not be delayed beyond the time necessary to make the correction, especially when on their way to class.
- h. Outfits may conduct activities in the dorm during outfit activity times. These activities include academic support activities, leadership development, professional and career preparation.
- i. Physical training of any kind, and military training activities other than uniform and room/hole inspections are prohibited inside the Corps dormitories and LLCs.

- j. Seniors may ask freshmen or other underclassmen to pull their boots as good bull.

6. GRANTING OF PRIVILEGES

- a. White Belts may temporarily grant their class privileges to Black Belts for extraordinary events or actions.
- b. The granting of privileges on a permanent basis at the end of the academic year to a rising class will not occur. The transition process does not include a need to practice increased privileges or responsibilities at formations/activities or during the Academic Day.

CHAPTER 14: MILITARY COURTESY

1. GREETING AND SALUTING

To remain consistent with military traditions at Texas A&M, the following guidance is provided. Of note, the following guidance is practiced in the Corps of Cadets at Texas A&M University and may differ from the service branches.

- a. Greeting. A proper military greeting with a proper salute (if applicable) will be rendered to all commissioned officers. Examples are:
 - (1) If in contact with a commissioned officer: "Good morning, Colonel Jones" or (if name is not known) "Good morning, sir/ma'am" (with hand salute). Hand salute not required if cadet is in civilian clothes.
 - (2) If in contact with a noncommissioned officer: "Good morning, Sergeant Major Smith" or (if name is not known) "Good morning Sergeant Major" (No hand salute). If the name and rank are not known, "Good morning" is preferable to silence.
 - (3) If in contact with a non-military member of the Commandant's staff: "Good morning, sir/ma'am"; hand salute not required.
 - (4) When greeting a group of officers, "Good morning gentlemen" (all male), "Good morning ladies" (all female), "Good morning ma'am, good morning gentlemen" (female officer and male officers), "Good morning ladies and gentlemen" (female and male officers), or "Good morning ladies, good morning sir" (female officers and male officer).
 - (5) When overtaking an officer from behind, the proper greeting is to pass along the officer's left side, render a salute and say, "By your leave sir/ma'am."
 - (6) "Howdy sir" is not a proper military greeting.
 - (7) Time of Day:
 - (a) "Good morning" is used before lunch.
 - (b) "Good afternoon" is used after lunch.
 - (c) "Good evening" is used after dinner and until the next morning.
- b. Honors rendered when the "Star Spangled Banner," "To the Colors," "Hail to the Chief," or "Ruffles and Flourishes" are played.
 - (1) Outdoors: Whenever the National Anthem, "To the Colors," "Hail to the Chief," or "Ruffles and Flourishes" is played, at the first note of music, all dismounted personnel in uniform, who are not in formation, who are within saluting distance of the National Flag, will face in the direction of the flag, or music if the flag is not in view, and salute, maintaining the salute until the last note of the music is sounded. Cadets who are not in uniform will face the direction of the music or the National Colors, come to attention, and place their right hand over their heart (for National Anthem). Cadets will drop their salute but remain standing at attention if Texas Our Texas is played. Cadets will follow these procedures to render honors when attending an event in Kyle Field (Aggie Football Game).

- (2) Indoors: When the National Anthem or other music identified above is played indoors, cadets stand at attention and face the music or the National Flag if one is present. Cadets do not salute unless they are under arms.
- c. National Anthems of countries friendly to the United States of America. The honors described above are rendered when the National Anthem of countries friendly to the United States is played at official functions (Including Kyle Field). Cadets not in uniform assume the position of attention.
- d. The Hand Salute:
- (1) The salute is a sign of recognition and greeting rendered between members of the military profession as a sign of mutual respect and as a sign of allegiance to the standard or anthem representing an institution to which loyalty has been pledged.
- (a) The proper hand salute is rendered from a position of attention or while walking by raising the right hand smartly until the tip of the forefinger touches the headdress just above and slightly to the right of the right eye. The right forearm shall be inclined at a 45 degree angle with the upper arm parallel to the ground and the elbow slightly forward. The fingers are lined tightly together and the thumb lies snugly along the side of the hand. The hand and wrist are straight so they form a line from the fingertips to the elbow with the palm slightly inward.
- (b) When rendering the salute, turn the head and eyes toward the person or flag being saluted. Bring the hand to the correct position in one motion, without any preparatory movement. In order for the upper arm to be horizontal while the forearm and hand form a straight line, the elbow will have to be slightly forward of the body, a distance which will vary according to the build of each individual. Hold the salute until the person being saluted drops his/her hand, then bring the hand directly down to its natural position at the side.
- (c) It is improper to salute with any object in the right hand or with a cigarette, cigar, pipe, or other tobacco products in the mouth.
- (2) Occasions when the Hand Salute is rendered.
- (a) Cadets in uniform (including the PT uniform and C and T's) are required to salute each time they meet and recognize persons entitled to the salute except when in a public conveyance such as buses or aircraft, or in public places such as theaters or when a salute would be obviously inappropriate. Cadets exchange salutes with commissioned officers upon recognition even though the officer recognized is in civilian attire. Saluting takes precedence over whipping out. Cadets will stop whipping out in order to salute.
- (b) Navy/Marine cadets do not salute while uncovered.
- (c) Saluting the flag of the United States of America. When the flag is passing, persons in uniform come to attention and render the appropriate salute. Persons in civilian attire stand at attention. The salute is rendered six steps before the flag reaches a position directly to the front. The salute is held until the flag has passed six steps beyond that point. Cadets will come to attention and initiate a proper salute (if in uniform) when the Colors are ascending / descending the flag pole.

- (d) When in formation, the person in charge of the formation calls the formation to attention and commands Present, Arms when the flag is approximately six steps from the formation. The salute is held until the flag has passed six steps beyond the formation, at which time the person in charge of the formation commands Order, Arms.
 - (e) Cadets salute as an official military greeting. When a cadet approaches an officer outdoors, the cadet should salute and give an appropriate greeting when he/she comes within six steps of the officer. (Note: This is an approximate distance. If the officer is further than six steps but within recognition distance, the salute is rendered at approximately the closest point of passage.) The cadet should hold the salute until passing the officer or until the officer returns the salute.
 - (f) Cadets salute during Reveille and Retreat Ceremonies when a part of the ceremony or when within sight of the flag or the sound of the bugle call or ceremonial music. During a Retreat Ceremony, cadets come to attention (when not in formation) during the playing of Retreat and salute during the playing of "To the Colors." Formations are commanded to Parade Rest in the playing of Retreat then to attention and Present Arms for the playing of "To the Colors."
 - (g) Cadets salute during the rendering of honors. ("Ruffles and Flourishes" and the General's/Admiral's March played to honor an officer of flag rank or musical honors played to honor a senior governmental official such as "Hail to the Chief" played to honor the President of the United States.)
 - (h) Cadets salute when passing the uncased National Colors outdoors. This does not include those displayed on fixed flagpoles or cased. A folded flag is considered to be "cased colors" and does not require cadets to render any honors when the person carrying the folded flag passes.
 - (i) In any case not covered by specific instructions, or in the case of reasonable doubt, a salute is rendered by cadets.
- (3) Occasions when a salute is inappropriate.
- (a) Cadets should not salute when at work indoors or when both arms of a cadet are full and a salute would require a cadet to drop some of the material in hand. The cadet should speak an acknowledgement of the officer's presence.
 - (b) Cadets in formation do not salute except when commanded to do so by the individual in charge. When commanded to "Present, Arms, or Hand Salute" all persons in the formation will execute a salute. Normally, the individual in charge of the formation salutes and acknowledges salutes for those in formation. When cadets are standing in an informal group, the senior cadet or the first to observe the approach of an officer will call the group to attention and render the salute for the group.
 - (c) A cadet in formation, who is standing at ease or at rest, comes to attention when addressed by an officer.
- e. Reporting to an officer:
- (1) Indoors: The cadet first removes his/her cover, knocks on the officer's office door, and enters when told to do so. The cadet approaches within two steps of the officer's desk,


























- halts, and salutes (Army/Air Force only). The cadet shall hold the salute until the reporting phrase is completed and the officer has returned/acknowledged the salute. The reporting phrase may consist of: "Sir/Ma'am, Cadet (Name) reports as ordered." or "Sir/Ma'am, Cadet (Name) requests permission to speak." or "Sir/Ma'am, Cadet (Name) reports as requested." If the officer gives "at ease" then stand at parade rest. Once the conversation has ended and officer is done, the cadet will snap to attention, render a salute (Army/Air Force only), and report out as follows: "Good morning sir/ma'am." Or "By your leave sir/ma'am."
- (2) Outdoors: When reporting outdoors, the cadet will rapidly move to the vicinity of the officer, halt at a distance of approximately two steps from the officer, salute and report as outlined above.
 - (3) If an officer approaches a cadet while the cadet is seated, the cadet should rise until told to be seated by the officer.
- f. Other courtesies accorded by cadets:
- (1) When accompanying an officer, the cadet walks or rides on the left, except during an inspection of troops in formation. In entering a vehicle, the cadet enters first and the officer follows. In leaving a vehicle, the officer leaves first, the cadet follows.
 - (2) When walking with an officer and they come to a door, the cadet should hold the door open for the officer. An example of when this would not be possible would be if the door needed to be pushed open and the cadet would not be able to easily open and hold the door for the officer. In such a situation, the cadet should allow the officer to push the door open and pass through first.
 - (3) When an officer enters a room used as an office, workshop or is being used at the time as a place of study, cadets engaged in the activity do not come to attention unless the officer speaks to them. Habitually, a cadet comes to attention when addressed by an officer except in the transaction of routine business between individuals engaged in activities described in this paragraph.
 - (4) While inside the Military Science (Trigon) Building or a Dormitory:
 - (a) If a cadet is in the hallway and meets an officer with whom he/she wishes to speak, the cadet should approach the officer and speak without saluting. After having given the appropriate greeting for the time of the day, the cadet should ask the officer if he/she has time to speak with the cadet, or if he/she can make an appointment to speak with the officer later.
 - (b) When a cadet is seated in a hallway and an officer passes by, the cadet should stand, and clearly and distinctly give the appropriate greeting for the time of the day in a conversational voice.
 - (c) When a cadet meets an officer in the hallway and begins speaking to the officer and the officer enters into an office, the cadet should pause at the door until told by the officer to enter. A report is not necessary in this case.
 - (d) When an officer enters a dorm or room, the first cadet who sees the officer will command, "Attention". All those present will come to attention until the officer departs, directs them to "Carry On," or directs them to some activity.

(e) Cadets will be in the uniform of the day during duty hours in the Trigon (includes classrooms).

2. US MILITARY OFFICER AND ENLISTED RANK


















Officer rank is usually worn on the collar, epaulet, or chest of the uniform. Enlisted rank is usually worn on the collar, epaulet, sleeve, or chest of the uniform. For some services, rank is also worn on the garrison cap, cap, and/or beret.




















ENLISTED INSIGNIA						
Enlisted Paygrade						
E-1	Private (PVT)	Private (Pvt)	Seaman Recruit (SR)	Airman Basic	Specialist 1 (Spc1)	Seaman Recruit (SR)
E-2	 Private (PV2)	 Private First Class (PFC)	 Seaman Apprentice (SA)	 Airman (Amn)	 Specialist 2 (Spc2)	 Seaman Apprentice (SA)
E-3	 Private First Class (PFC)	 Lance Corporal (LCpl)	 Seaman (SN)	 Airman First Class (A1C)	 Specialist 3 (Spc3)	 Seaman (SN)
E-4	 Corporal (CPL)	 Corporal (Cpl)	 Petty Officer Third Class (PO3)	 Senior Airman (SrA)	 Specialist 4 (Spc4)	 Petty Officer Third Class (PO3)
	 Specialist (SPC)					
E-5	 Sergeant (SGT)	 Sergeant (Sgt)	 Petty Officer Second Class (PO2)	 Staff Sergeant (SSgt)	 Sergeant (Sgt)	 Petty Officer Second Class (PO2)































E-6	 Staff Sergeant (SSG)	 Staff Sergeant (SSgt)	 Petty Officer First Class (PO1)	 Technical Sergeant (TSgt)	 Technical Sergeant (TSgt)	 Petty Officer First Class (PO1)
	E-7	 Sergeant First Class (SFC)	 Gunnery Sergeant (GySgt)	 Chief Petty Officer (CPO)	 Master Sergeant (MSgt)	 Master Sergeant (MSgt)
 First Sergeant (1stSgt)		E-8	 Master Sergeant (MSG)	 Master Sergeant (MSgt)	 Senior Chief Petty Officer (SCPO)	
E-9	 First Sergeant (1SG)		 First Sergeant (1stSgt)	 Senior Chief Petty Officer (SCPO)	 First Sergeant	 Senior Master Sergeant (SMSgt)
	 Sergeant Major (SGM)	 Master Gunnery Sergeant (MGySgt)	 Master Chief Petty Officer (MCPO)		 Chief Master Sergeant (CMSgt)	
			 First Sergeant			

	 <p>Command Sergeant Major (CSM)</p>	 <p>Sergeant Major (SgtMaj)</p>	 <p>Fleet/ Command Master Chief Petty Officer</p>	 <p>Command Chief Master Sergeant</p>		 <p>Fleet/ Command Master Chief Petty Officer</p>
E-9	 <p>Sergeant Major of the Army (SMA)</p>	 <p>Sergeant Major of the Marine Corps (SgtMajMC)</p>	 <p>Master Chief Petty Officer of the Navy (MCPON)</p>	 <p>Chief Master Sergeant of the Air Force (CMSAF)</p>	 <p>Chief Master Sergeant of the Space Force (CMSSF)</p>	 <p>Master Chief Petty Officer of the Coast Guard (MCPOCG)</p>

OFFICER INSIGNIA

Officer Paygrade						
W-1	 Warrant Officer 1 (WO1)	 Warrant Officer 1 (WO)	 Warrant Officer 1 (WO)	N/A	N/A	N/A
W-2	 Chief Warrant Officer 2 (CW2)	 Chief Warrant Officer 2 (CWO2)	 Chief Warrant Officer 2 (CWO2)	N/A	N/A	 Chief Warrant Officer 2 (CWO2)
W-3	 Chief Warrant Officer 3 (CW3)	 Chief Warrant Officer 3 (CWO3)	 Chief Warrant Officer 3 (CWO3)	N/A	N/A	 Chief Warrant Officer 3 (CWO3)

W-4	 Chief Warrant Officer 4 (CW4)	 Chief Warrant Officer 4 (CWO4)	 Chief Warrant Officer 4 (CWO4)	N/A	N/A	 Chief Warrant Officer 4 (CWO4)
W-5	 Chief Warrant Officer 5 (CW5)	 Chief Warrant Officer 5 (CWO5)	 Chief Warrant Officer 5 (CWO5)	N/A	N/A	N/A
O-1	 Second Lieutenant (2LT)	 Second Lieutenant (2ndLt)	 Ensign (ENS)	 Second Lieutenant (2d Lt)	 Second Lieutenant (2d Lt)	 Ensign (ENS)
O-2	 First Lieutenant (1LT)	 First Lieutenant (1stLt)	 Lieutenant Junior Grade (LTJG)	 First Lieutenant (1st Lt)	 First Lieutenant (1st Lt)	 Lieutenant Junior Grade (LTJG)

O-3	 Captain (CPT)	 Captain (Capt)	 Lieutenant (LT)	 Captain (Capt)	 Captain (Capt)	 Lieutenant (LT)
O-4	 Major (MAJ)	 Major (Maj)	 Lieutenant Commander (LCDR)	 Major (Maj)	 Major (Maj)	 Lieutenant Commander (LCDR)
O-5	 Lieutenant Colonel (LTC)	 Lieutenant Colonel (LtCol)	 Commander (CDR)	 Lieutenant Colonel (Lt Col)	 Lieutenant Colonel (Lt Col)	 Commander (CDR)
O-6	 Colonel (COL)	 Colonel (Col)	 Captain (CAPT)	 Colonel (Col)	 Colonel (Col)	 Captain (CAPT)
O-7	 Brigadier General (BG)	 Brigadier General (BGen)	 Rear Admiral Lower Half (RDML)	 Brigadier General (Brig Gen)	 Brigadier General (Brig Gen)	 Rear Admiral Lower Half (RDML)

O-8	 Major General (MG)	 Major General (MajGen)	 Rear Admiral Upper Half (RADM)	 Major General (Maj Gen)	 Major General (Maj Gen)	 Rear Admiral Upper Half (RADM)
O-9	 Lieutenant General (LTG)	 Lieutenant General (LtGen)	 Vice Admiral (VADM)	 Lieutenant General (Lt Gen)	 Lieutenant General (Lt Gen)	 Vice Admiral (VADM)
O-10	 General (GEN)	 General (Gen)	 Admiral (ADM)	 General (Gen)	 General (Gen)	 Admiral (ADM)

CHAPTER 15: CADET MANAGEMENT SYSTEM

1. INDIVIDUAL RESPONSIBILITIES

- a. Individual cadets will accurately maintain their records in Howdy or the Cadet Management System (CMS), to include the following:
 - (1) Email address (@tamu.edu account).
 - (2) Preferred phone number (cell phone).
 - (3) Dorm and room assignment.
 - (4) Emergency contact information.
 - (5) Permanent address (may be edited through the Howdy portal).
 - (6) Special Unit and Student organization involvement.
- b. The Cadet Management System pulls much of its information directly from other university databases. To ensure accuracy of data in CMS, cadets must update that information via their Howdy portal.

2. MILITARY LETTERS

- a. The purpose of the military letter is to submit individual or unit requests not covered by standard operating procedures. Requests will be submitted through the chain of command for consideration by an appropriate approval authority. Cadets must not execute their request without approval.
- b. The Cadet Management System will automatically route military letters to the appropriate reviewers and approvers based on the subject matter of the request.

CHAPTER 16: RECRUITING PROGRAM

1. PURPOSE

The purpose of the Corps Recruiting program is to organize, coordinate, and direct all cadets in a systematic and personalized effort that ensures all prospective cadets are informed and encouraged to apply to Texas A&M University and to join the Corps of Cadets.

2. RECRUITING PRINCIPLES

- a. Systematic Approach. Each year the Corps Recruiting office collects thousands of high school prospect names and contact information. This information is entered into a recruiting database. Cadets are also encouraged to recruit from their hometown and high schools, and at other recruiting events or projects as authorized by the Assistant Commandant for Recruiting. These prospects and their parents are contacted through direct mailings, emails, texts, and phone calls. If the prospective student expresses an ROTC preference, they will be assigned to one of our Corps units. Once assigned to a unit, the prospects become the responsibility of the outfit to maintain contact, answer questions, and develop a desire to join the Corps of Cadets. Commanders and recruiting chains will develop a contact plan designed to accomplish this task.
- b. Personalized Effort. Cadets will take a personal interest in each of their prospects and try to get them to sign up for a Corps visitation program. Commanders and other key leaders should personally visit with each prospect their outfit hosts for any of the overnight recruiting programs. Units are encouraged to correspond with their prospects regularly via mail, e-mail, social networking sites and telephone calls.
- c. Keys to Recruiting Success
 - (1) Create and maintain an active outfit website, as well as a Facebook, Instagram, and/or YouTube accounts, to communicate with prospects, encourage them to participate in recruiting events, and influence their decision to join the Corps.
 - (2) Encourage cadets to be actively involved in the Corps Recruiting chain and Darling Recruiting Company, know what recruiting activities are planned, participate to the maximum extent possible, and log all recruiting points online.
 - (3) Make and maintain contact (call, email, text, Facebook, and mail) with prospects to guide them in completing their TAMU admissions application early in the admission cycle (1 August – 1 December), to complete the scholarship application to be eligible for Corps of Cadets Scholarships, and to attend a Corps Recruiting program (SNWC/Corps Leadership Invitational/SDWC).
 - (4) Make good use of SNWC/Corps Leadership Invitational outfit time. Introduce prospects to the unit leadership, bring them to intramural games, and let them watch and ask questions about all facets of Corps life.
 - (5) Participate in Hometown Recruiting visits (high schools, Scouts troops, and other organizations) during the winter break, Spring break, and after Final Review. Gather prospect information with future cadet contract form tx.ag/CorpsContact

- (6) Contact admitted prospects during and after Spring Break to ensure they sign up for a New Student Conference and know which Corps events to attend during their Conference.
- (7) Maintain contact with prospects through the summer. Contact admitted prospects before and after their New Student Conference and before FOW.
- (8) Do not just rely on Corps Recruiting Office for prospects. Find prospects and have them provide information online at tx.ag/CorpsContact.
- (9) Involve cadets from all classes. Referrals are not just for fish and calling is not just for sophomores. Send periodic informative letters and emails from the Commander, First Sergeant, and/or Recruiting Officer/NCO to prospects and their parents

3. RECRUITING OPERATIONS CENTER (ROC)

Headquarters for the cadet recruiting program is the Recruiting Operations Center (ROC) in the Sanders Corps of Cadets Center. The ROC is the location of the paid caller center and offices for the Office of the Commandant Recruiting staff. Cadets may stop by the ROC or recruiting office located in the Corps Center Room 135 at any time to check on their outfit's recruiting progress.

4. SPEND THE NIGHT WITH THE CORPS (SNWC) PROGRAM

- a. The purpose of the Spend the Night with The Corps (SNWC) program is to recruit qualified high school juniors and seniors, have them apply for admission to Texas A&M, and join the Corps of Cadets. The program is an overnight visit to Texas A&M University during which they and their parents gain insight and information about the University Admission Process, Financial Aid, Scholarships, Academic Support Programs, and ROTC Programs. Prospective students attend class with a cadet and participate in normal cadet activities including formations and meals at Duncan Dining Center and other scheduled/sanctioned events. They participate in all scheduled Spend the Night activities. It is the responsibility of the outfit commander to ensure their prospects fully participate in the program.
- b. The SNWC Program is available to prospective A&M students/cadets during fall and spring semesters. The program is normally conducted on Thursday/Friday of each week. At selected times throughout the year a Monday/Tuesday program will be conducted. All prospects will be assigned to a specific outfit prior to their actual arrival. Participants arrive in the late afternoon and check in at the Corps Center between 1600 and 1615 for registration, payment for meals, and processing to a specific outfit. During check-in, each participant will be briefed on the scheduled events and will receive a copy of the SNWC agenda. The program concludes at approximately noon the following day (Tuesday or Friday).
- c. The SNWC Program must be consistent throughout the Corps. Cadets will follow the SNWC policies and procedures contained in Corps Recruiting SOP and Spend the Night with the Corps procedures.
- d. Inappropriate fraternization with prospects during SNWC will result in severe disciplinary action. Female prospects will not spend the night in male cadets' rooms, nor will male prospects spend the night in female cadets' rooms. Female prospects will not be left alone in any room with a male cadet, and a male prospect will not be left alone in any room with a female cadet.
- e. The Unit Commander is ultimately responsible for the conduct, behavior, and actions of his "Spend the Night" prospects as well as the cadets designated to host the prospects. To assist

Unit Commanders, the CDO will randomly visit units with SNWC students during the evening (prior to 2400 hrs).

5. SPEND THE DAY WITH THE CORPS (SDWC) PROGRAM

SDWC is a summer-only program that provides rising juniors and seniors with a chance to tour the Texas A&M University campus, learn more about the Corps of Cadets, meet active members, and gain an edge on the application process through personalized contact with Texas A&M admissions counselors. SDWC also provides an in-depth overview of the University and the Corps for parents and other interested family members.

6. CORPS LEADERSHIP INVITATIONAL (CLI) PROGRAM

The Corps Leadership Invitational Program is held once each semester. The CLI targets high school students who are involved in various leadership activities in their schools or extracurricular activities. Attendees will be housed in the Corps dorms for the duration of the program. Students will be informed on the admission process and will receive valuable information regarding loans, scholarships, and ROTC programs.

7. TAMU UNIVERSITY YOUTH PROGRAMS COMPLIANCE

- a. All cadets who interact with a high school prospect must have a current background check (conducted yearly) and have completed the online Child Protection Training Program (every two years).
- b. Safety and accountability of the prospects is the highest priority for cadets. Prospects should never be left alone or engage in unsafe or dangerous activities.

8. RECRUITING AWARDS

- a. The purpose of the Recruiting Ribbon is to promote recruiting throughout the Corps of Cadets and to recognize those cadets who make significant contributions to the recruiting effort. The Recruiting Ribbon is awarded throughout the year to cadets who meet the criteria. Any cadet who earns the award is authorized to wear the ribbon for the rest of his/her tenure in the Corps of Cadets. Cadets who earn additional recruiting awards in subsequent years will be awarded one star per reward to add to their original ribbon. Up to three stars may be added to a ribbon.
- b. The Recruiting Ribbon is awarded to cadets who earn the required recruiting points within a one-year period. The specific criteria for attaining the Recruiting Ribbon award are listed in the Corps of Cadets Recruiting SOP. Recruiting points will be awarded for cadet participation in recruiting activities, including SNWC, Corps leadership Invitational, College Fairs, hometown recruiting, SDWC, Summer Recruiting Company, and other recruiting events or projects as authorized by the Corps Recruiting Officer.
- c. Applications for recruiting ribbons are available from the Corps Recruiting Officer. Prior to receiving the award, a cadet's application must be approved by the Corps Recruiting Officer and the Assistant Commandant for Recruiting.

9. RECRUITING RESOURCES

- a. Cadets are encouraged to use outfit and Corps websites to assist in recruiting prospects, particularly corps.tamu.edu.

- b. The recruiting chain can obtain recruiting handouts, brochures, videos, presentations, and other materials from the Corps Recruiting Office located in Room 135 of the Sanders Corps Center.

CHAPTER 17: UNIT AWARDS

1. GENERAL

The following major awards are given annually in connection with the Corps Awards Program.

- a. **The Lieutenant General Ormond R. Simpson Award for Most Outstanding Color Guard.** Sponsored by the United Services Automobile Association (USAA), the award is named for Lieutenant General Ormond R. Simpson, a member of the Corps of Cadets, Class of '36. Upon retirement from the United States Marine Corps, he returned to Texas A&M University and gave much of his heart and energy to the Corps. The award consists of a distinctive streamer which is affixed to the staff of the organizational color of the unit earning the award.
- b. **The United Services Automobile Association Award for Most Outstanding Major Unit Staff.** Established and sponsored by USAA, a Texas-based diversified financial services group of companies founded in 1922, this award is presented to the Major Unit Staff achieving the highest cumulative total point ratings derived from academics, military proficiency, inspections, and physical fitness tests. The award consists of a distinctive streamer which is affixed to the staff of the organizational color of the major unit earning the award.
- c. **The Commandant's Award and Flag for University Activity.** Sponsored by The Comal County A&M Mothers' Club to recognize the outstanding university involvement/proficiency and Career Readiness activities of the members of a company, squadron, or battery. The award consists of:
 - (1) The Commandant's Flag, which is carried for one year by the unit earning the award.
 - (2) Guidon Streamers, which are flown on the guidon staff of the first three place units.
 - (3) Citation Cords, which are worn for one year by cadets who are members of the award-winning unit. Cadets assigned to staff positions, whose unit affiliation is to the Commandant's award recipient, are also authorized to wear the citation cord.
- d. **The Robert M. Gates Public Service Award.** Endowed by Gerald Ray and Donald Zale, the award was established to recognize the outstanding public service of a company, squadron, or battery. The award consists of:
 - (1) The Gates Flag, which is carried for one year by the unit earning the award.
 - (2) Guidon Streamers, which are flown on the guidon staff of the first three place units.
 - (3) Citation Cords are worn for one year by cadets who are members of the award-winning unit. Cadets assigned to staff positions, who contributed to the unit winning the Gates award, are also authorized to wear the citation cord.
- e. **The J.J. Sanchez Award and Flag for Recruiting and Retention.** Sponsored by The Austin Texas A&M Mothers' Club, the award was established to recognize the outstanding recruiting and retention achievement of a company, squadron, or battery. The award is named for former Cadet J.J. Sanchez '93, who died in an automobile accident during the spring semester of his senior year in the Corps. The award consists of:
 - (1) The Sanchez Flag, which is carried for one year by the unit earning the award.

- (2) Guidon Streamers, which are flown on the guidon staff of the first three place units.
 - (3) Citation Cords are worn for one year by cadets who are members of the award-winning unit. Cadets assigned to staff positions, who contributed to the unit winning the Sanchez award, are also authorized to wear the citation cord.
- f. **The George P. F. Jouine Award and Flag for Scholastic Achievement.** Sponsored by The Houston A&M University Mothers' Club, the award was established to recognize the outstanding academic achievement of a company, squadron, or battery. The award is named for George P.F. Jouine, Class of '07, who served with distinction in World War I. A native of France, he risked his U.S. citizenship to fight with the French Army against the Germans. The award consists of:
- (1) The Jouine Flag, which is carried for one year by the unit earning the award.
 - (2) Guidon Streamers, which are flown on the guidon staffs of the first three place units.
 - (3) Citation Cords are worn for one year by cadets who are members of the award-winning unit. Cadets assigned to staff positions, who contributed to the unit winning the Jouine award, are also authorized to wear the citation cord.
- g. **The Major General Bruno A. Hochmuth Award and Flag for Military Achievement.** Endowed by Colonel Max and Judy Cottrell through the Eternal Aggie Corps Endowment, the award was established to recognize outstanding achievement in military proficiency, inspections, and physical fitness standards of a company, squadron, or battery. The award is named for Major General Bruno A. Hochmuth, U.S. Marine Corps, Class of '35, who served with distinction in World War II, Korea, and Vietnam. General Hochmuth was killed in Vietnam in 1967, the senior U.S. Marine lost in that conflict. The award consists of:
- (1) The Hochmuth Flag, which is carried for one year by the unit earning the award.
 - (2) Guidon Streamers, which are flown on the guidon staffs of the first three place units.
 - (3) Citation Cords are worn for one year by cadets who are members of the award-winning unit. Cadets assigned to staff positions, who contributed to the unit winning the Hochmuth award, are also authorized to wear the citation cord.
 - (4) Separately, a 1st, 2nd and 3rd Place Pass-In-Review Streamer will be awarded to non-band units scoring highest in the grading for Reviews and Football March-Ins. The total scores from reviews and March-Ins will continue to be used in determining unit order for the military proficiency graded portion of the Hochmuth award
- h. **The Taylor A. Gillespie Award and Flag for Most Improved Unit.** Sponsored by the Friends of Taylor's Place, the award is presented to the company, squadron, or battery demonstrating the greatest overall improvement from one year to the next. The award is named for former Cadet Taylor Gillespie '11, who died in an automobile accident during the spring semester of his senior year in the Corps. The award consists of:
- (1) The Gillespie Flag, which is carried for one year by the unit earning the award.
 - (2) Guidon Streamers, which are flown on the guidon staff of the first three place units.
 - (3) Citation Cords are worn for one year by cadets who are members of the award-winning unit. Cadets assigned to staff positions, who contributed to the unit winning the Gillespie award, are also authorized to wear the citation cord.

- i. **The President's Award and Flag for the Most Outstanding Major Unit.** Sponsored by Texas A&M University President, the award was established to recognize the outstanding Minor Unit as it relates to Scholastic and Military Proficiency as well Recruiting and Retention and cadet activities. The award consists of the President's Flag, which is carried for one year by the major unit earning the award.
- j. **The General George F. Moore Award, Plaque, and Flag for the Outstanding Unit.** Endowed by Gerald and Susan Sullivan, the award was established in 1946 to recognize the outstanding company, squadron, or battery in the Corps of Cadets. The award is named for General George F. Moore, U.S. Army, Class of '08 who was the first A&M graduate to become a General Officer and who is best known for leading the heroic defense of Corregidor in World War II. The award consists of:
 - (1) The General Moore Plaque, on which the name of each year's recipient unit is engraved, is permanently displayed in the Corps Center.
 - (2) The General Moore Flag, which is carried for one year by the unit earning the award.
 - (3) Guidon Streamers, which are flown on the guidon staffs of the first three place units.
 - (4) Citation Cords are worn for one year by cadets who are members of the award-winning unit. Cadets assigned to staff positions, who contributed to the unit winning the General Moore award, are also authorized to wear the citation cord.
- k. All awards are presented at the annual Family Weekend Review. All honors and privileges commensurate with each award are in effect upon the announcement and presentation of the award until the first call for the next year's Family Weekend Review.
- l. A unit is not limited to one award. If a unit wins all the awards, that unit will be presented all the flags and citation cords commensurate with each award. To be eligible for each/any of these awards, a unit must comply with all viability standards NLT two weeks prior to Family Weekend. That is, units must attain viability in Strength, Grades, Retention, and Conduct.
- m. Regarding misconduct within a unit, the Commandant reserves the right to penalize a unit during award computations if there has been a pattern of misconduct within the unit during the past year. This pattern of misconduct could affect a unit's ability to compete and/or win the Hochmuth, Gillespie, President's, and General Moore awards.

2. UNIT AWARD COMPUTATIONS

- a. Inverse Point System. Award computations are determined using an inverse point system with the higher placing units in an evaluated category receiving the most points. The number of points earned by each unit is contingent upon the number of company/squadron/battery-sized units in the Corps. For example, if there are 45 units in this year's Corps, and Company X-2 is ranked number one in terms of some specific achievement, Company X-2 will receive 45 points. Squadron 99, which was ranked number two, will receive 44 points. The inverse point scale will be based on the largest number of units, whether it is the spring or fall semester.
- b. In the event of a tie for any factor and for the final award standings, add the inverse ratings for the rank positions then divide by the number of units tied for the position; the result becomes the number of points earned.
- c. Factors - Weighted Statistics. The following example is a Major Unit staff's calculations for the Major Unit Staff Award. Determination of final point values for award competitions requires

the use of weighted statistics or factor multiplications. These allow a percentage of importance to be placed upon the previous year's Spring Academics (Weight factor 2), the current year's Fall Academics (Weight factor 2), the current year's Marching (Weight factor 3), the current year's General Moore Inspections (Weight factor 1), the current year's Commandant's Inspections (Weight factor 1), and the current year's Physical Fitness (Weight factor 1). After the initial rank positions (1-9) and inverse ratings (9-1) have been determined for each graded area, each of the point totals are then multiplied by the corresponding weight factor.

- d. **Retention Standards.** While each award has its own criteria, freshman attrition rates are a factor in many of these unit awards. For the Hochmuth and Jouine awards, freshman attrition accounts for 20% of the award calculations. For the Sanchez, Gillespie, President and Gen Moore awards, units with a less than satisfactory freshman retention rate are eliminated from consideration. A unit must maintain a freshman retention rate of 75% or greater to be eligible for these four awards.

3. THE USAA AWARD FOR MOST OUTSTANDING COLOR GUARD

- a. **Criteria.** To earn the award, a color guard must achieve the highest cumulative total points that accrue from ratings derived from military proficiency.

Graded Area	Weight Factor
(1) Military Proficiency. Rank order of color guard units based on graded March-Ins and reviews.	10.0

- b. **Procedures**

- (1) Military Proficiency. Each unit's standing in marching will be based on the average grade earned in all graded marching events.

4. THE USAA AWARD FOR MOST OUTSTANDING MAJOR UNIT STAFF

- a. **Criteria.** To earn the Most Outstanding Major Unit Staff Award, a major unit staff must achieve the highest cumulative total point ratings derived from academics, military proficiency, inspections, and physical fitness tests. In the event of a tie, the major unit staff with the greater academic proficiency score will receive the award. (In the case of the Combine Band Staff earning the award, the streamer is affixed to the guidon of a band unit designated by the Combined Band Commander.)

Graded Area	Weight Factor
(1) Academic Proficiency	
(a) Rank order of major unit staffs based on spring term GPA.	1.0
(b) Rank order of major unit staffs based on fall term GPA	3.0
(2) Military Proficiency. Rank order of major unit staffs based on graded March-Ins and reviews.	3.0
(3) Inspections. Rank order of the major unit staffs based on the number of discrepancies in Military Proficiency and	

- PCommandant's Staff inspections. Military Proficiency and no-notice Commandant Staff inspections will each count half of this ranking. 2.0
- (4) Physical Fitness Test. Rank position and inverse points will be based on the average score achieved on the For Record PFT and the percentage of cadets meeting height/weight and body fat standards. 1.0

b. Procedures

- (1) Academic Proficiency. The grading period commences with the previous spring semester and ends when the fall semester grades are determined. The grades of the seniors for the spring semester will be included. The Major Unit GPA is calculated by totaling all cadet hours and grade points of the spring and fall semesters. The total grade points are then divided by the total number of hours for which grades are received during the competition period.
- (2) Military Proficiency. Each unit's standing in marching will be based on the average grade earned in all graded marching events.
- (3) General Inspections. Rooms, uniforms, and staff records are subject to inspection. Inspections of major units' in-ranks and rooms will be on an unannounced basis
- (4) Physical Fitness Test. All cadets will take an ROTC or For the Record Corps Physical Fitness Test in the fall and spring semesters. Rank position and inverse points will be based on the percent of cadets passing the PFT and meeting height/weight and body fat standards. Fall semester results will be provided NLT 1 December. Spring semester results will be drawn from the most current PFT scores for the Spring.

5. THE COMMANDANT'S AWARD FOR UNIVERSITY ACTIVITY

- a. **Criteria.** To earn the Commandant's award, a company, squadron, or battery must achieve the highest cumulative total points that accrue from ratings derived from university activity proficiency. In the event of a tie for the Commandant's Award, the unit with the greatest scholastic proficiency will receive the award.

Graded Area	Weight Factor
(1) University Activity Proficiency	
(a) Rank order of outfits based on the Cadet Activity Point Sheet.	3.5
(b) Rank order of outfits based on Off-Quad Involvement.	3.5
(c) Rank order of outfits based on Career Readiness activity	3.0

b. Procedures

- (1) Extracurricular Activities. Corps Staff is responsible for compiling the points awarded for extracurricular activities. Rank position and inverse points will be based on the total number of each unit's extra-curricular activity points divided by the number of current unit members.
- (a) The list of activities and activity points is included as the [Activity Point Sheet](#).

- (b) All questions concerning the Activities List should be submitted to Corps Staff, the agency in charge of compiling and validating extracurricular activity statistics.
- (c) Points for Career Readiness Activity. Like the Recruiting Points system, Career Readiness Event participation will be tracked using a Google Form on cadets.tamu.edu. The Corps Career Readiness Officer and Sergeant will track the responses to this form and award points based on valid submissions. At the end of the year, outfits will be placed in a rank order based solely off how many cadet hours they contributed to Career Readiness Events.

ACTIVITY POINT SHEET

Name: _____ **Class Year:** _____

Unit: _____ **Total Points:** _____

1. Using your initials, indicate the activities in which you presently participate. DO NOT include activity participation of previous years.
2. All activities accompanied by an asterisk (*) require specific information for point credit. You must provide the additional information to receive the points. See the list of authorized activities provided to your unit.
3. Enter your signature and unit in the space provided above.
4. Total your points and enter on the above provided line.

16 POINTS

_____ Corps Commander
_____ Student Body President
_____ MSC Council President
_____ Student Regent

12 POINTS

_____ Cadet Colonel
_____ Student Body Vice President
_____ Speaker, Student Senate
_____ MSC Council Executive VP
_____ Head Yell Leader
_____ Editor, Aggieland/Battalion
_____ Head Drum Major
_____ Class President
* _____ Director, Fish/Transfer Camp

10 POINTS

_____ Who's Who in American
Colleges & Universities (at TAMU)
* _____ Class Officer other than President
Class & office _____
_____ Assoc/Asst, Director of Fish/
Transfer Camp
_____ MSC Council Vice President

8 POINTS

_____ Commander, Ross Volunteers
_____ Commander, Parsons Mounted
Cavalry
_____ Cadet LTC
* _____ Chair of University/Student
Gov't/MSC/Corps Committee
Committee _____
_____ Yell Leader (other than Head
Yell Leader)
* _____ Lettered in Varsity Sport
Sport _____

6 POINTS

_____ Junior, Corps Staff
_____ Distinguished Air, Military or
Naval Science Student
_____ Inf/Arty Band Drum Major
_____ Commander, Rudder's Rangers
_____ Commander, Recon Company
_____ PMC Active Member
_____ Ross Volunteer Active Member
_____ Corps Bugler
_____ Commander, Corps Center Guard
_____ Commander, Color Guard
_____ Commander, O.R. Simpson Honor Co
_____ Commander, Pathfinders
_____ Commander, Ranger Challenge
_____ Commander, SEAL Platoon
_____ Commander, Special Operations
_____ Commander, Summer Recruiting Co
_____ Major Unit Staff, not listed above

5 POINTS

- _____ Distinguished Student (Last 2 sem only)
- _____ O.R. Simpson Honor Company
- _____ Member, Student Senate
- * _____ Member, Student Gov't Executive Committee_____
- * _____ Executive, MSC Committee_____
- _____ Director, MSC Council
- * _____ Member, University Committee_____
- _____ Minor Unit Staff, not listed above

4 POINTS

- _____ Member, Aggieland Staff
- _____ Member, Battalion Staff
- * _____ Member, Varsity/Club Sport_____
- _____ Member, Ranger Challenge
- _____ President/Commander, or Midshipmen Battalion

3 POINTS

- _____ SCONA Delegate
- * _____ Trainer or Mgr. Varsity Sport_____
- * _____ Member, Student Gov't/MSC Comm_____
- * _____ President; Honor Society, Student Council Service Org, etc. Organization_____
- _____ Member, CPRB
- _____ Member, Corps Center Guard

- _____ Staff Member, Platoon Leader, or Platoon Sgt, Summer Recruiting Co

2 POINTS

- _____ Color Guard Member
- _____ Counselor, Fish Camp
- _____ Counselor, T Camp
- _____ Member, Singing Cadets
- _____ Member, Women's Chorus
- _____ Member, TAMU Symphonic Band
- _____ Member, TAMU Concert Band
- _____ Member, Aggieland Orchestra
- _____ Member, Dukes of Aggieland
- * _____ Member, Honor Society (other than O.R. Simpson) Honor Society_____

1 POINT

- _____ Member, Seal Platoon/Naval Warfare
- _____ Member, Civil Air Patrol - TAMU
- _____ Member, Arnold Air Society
- _____ Member, Recon Company
- _____ Member, Rudder's Rangers
- _____ Member, Fish Band
- _____ Member, Century Singers
- _____ Member, Service/Student Activities, Clubs, etc. Organization_____
- * _____ Corps Athletic Team_____

SHEETS FOR SPECIFIC ACTIVITIES (*)

HONOR

- _____ University Honors Program Student
- _____ FMA Honor Society
- _____ Lambda Sigma
- _____ Omega Epsilon
- _____ Phi Beta Delta
- _____ Phi Eta Sigma
- _____ Phi Theta Kappa
- _____ Tau Kappa Honor Society
- _____ Golden Key

SERVICE

- _____ Aggie Blood Drive Committee
- _____ Aggie Hostess
- _____ Aggie Partners for Special Olympics
- _____ Alpha Kappa Alpha Sorority
- _____ Alpha Phi Alpha
- _____ Alpha Phi Omega
- _____ Circle K International
- _____ Delta Sigma Theta
- _____ TAMU Emergency Care Team
- _____ Faith in Action
- _____ I CARE
- _____ Kappa Alpha Phi Fraternity
- _____ Leadership Training Programs
- _____ Legislative Study Group
- _____ Married Student Apartment Council
- _____ Off-Campus Aggies
- _____ Omega Phi Alpha
- _____ Peer Advisor Program
- _____ Pi Beta Jelly
- _____ RHA Casino
- _____ Students Helping Aggie Residents Everywhere
- _____ Southwestern Black Student Leadership Conference
- _____ Sports Official Association
- _____ Student Council for Exceptional Children
- _____ Student Government
- _____ Student 'Y' Association
- _____ T-Camp (Student 'Y')
- _____ Student with Children
- _____ Traditions Council
- _____ Voices of Praise

STUDENT GOVERNMENT COMMITTEES

- _____ Internal Affairs Committee
- _____ Awards & Banquet Committee
- _____ Legislative Study Group
- _____ Public Relations Committee
- _____ Election Commission
- _____ Academic Affairs Committee
- _____ External Affairs Committee
- _____ Finance Committee
- _____ Student Services Committee
- _____ Rules & Regulations Committee
- _____ The Big Event
- _____ Blood Drive
- _____ Conference on Student Government Assoc (COSGA)
- _____ Freshman Programs
- _____ High School Public Relations & Recruiting
- _____ Muster
- _____ Parents Weekend
- _____ Traditions Council
- _____ Chancellor Student Advisory Board

MSC COMMITTEES

- _____ Aggie Cinema
- _____ All Night Fair
- _____ Black Awareness Committee
- _____ Camera Committee
- _____ MSC Cepheid Variable
- _____ College Bowl
- _____ Committee for the Awareness of Mexican-American Culture (CAMAC)
- _____ Dinner Theater Committee
- _____ MSC Fall Leadership
- _____ Great Issues
- _____ Hospitality Committee
- _____ MSC Jordan Institute for International Awareness
- _____ MSC Literacy Arts
- _____ Madrigal Dinners
- _____ MSC MBA/Law Committee
- _____ MSC Nova
- _____ MSC Opera & Performing Arts Society

- _____ Political Forum
- _____ MSC Recreation Committee
- _____ MSC Spring Leadership Trip
- _____ Student Conference on National Affairs
- _____ MSC Town Hall
- _____ MSC Travel
- _____ MSC Variety Show
- _____ Visual Arts
- _____ Wiley Lecture Series
- _____ MSC Pageant

UNIVERSITY COMMITTEES

- _____ Curriculum Committee
- _____ Evans Library Council
- _____ Medical Science Library Council
- _____ Rules & Regulations Committee
- _____ Scholarship Committee
- _____ Athletic Council
- _____ Fiscal Appeals Panel
- _____ Student's Rights Appeal Panel
- _____ University Academic Appeals Panel
- _____ Convocations Committee
- _____ Council on Teacher Education
- _____ New Student Committee
- _____ Student Publications Board
- _____ University Lecture Committee
- _____ Concessions Committee
- _____ Memorial Student Center Council
- _____ Student Organization Advisory Board
- _____ University Recreation Committee
- _____ Who's Who Committee
- _____ Environmental Safety & Health Committee
- _____ Traffic Appeals Panel
- _____ University Center Advisory Committee
- _____ Honors Program Committee
- _____ Alcohol/Drug Awareness Committee
- _____ Alcohol & Drug Awareness Week Planning Committee
- _____ Buck Weirus Spirit Award Committee

- _____ Health Center Advisory Committee
- _____ Recreational Sports Advisory Committee
- _____ Student Services Women's Issue Advisory Committee

VARSIY SPORTS

Men:

- _____ Baseball
- _____ Basketball
- _____ Football
- _____ Golf
- _____ Swimming
- _____ Tennis
- _____ Track/Cross Country

Women:

- _____ Basketball
- _____ Golf
- _____ Equestrian
- _____ Fencing
- _____ Soccer
- _____ Softball
- _____ Swimming
- _____ Tennis
- _____ Track/Cross Country
- _____ Volleyball

CORPS CLUB SPORTS

- _____ Marksmanship Unit

Men's Sport:

- _____
- _____
- _____

Women's Sport:

- _____
- _____
- _____

6. THE ROBERT M. GATES PUBLIC SERVICE AWARD

- a. **Criteria.** To earn the Gates Award, a company, squadron, or battery must achieve the highest cumulative ranking as determined through computations performed by Corps Staff.

Graded Area	Weight Factor
(1) Community Service Involvement. Rank order of outfits based on information regarding activity throughout the year.	10.0

- b. **Procedures**

- (1) Community Service Proficiency. The standing for Community Service of each unit will be based on the overall ranking of all activities in which the unit participated. The final results are calculated by adding the cumulative rankings indicated by the voting members of the cadet board appointed and led by the Corps Chief of Staff.

7. THE J. J. SANCHEZ AWARD FOR RECRUITING AND RETENTION

- a. **Criteria.** To earn the J. J. Sanchez Award, a company, squadron, or battery must achieve the highest cumulative total points that accrue from ratings derived from recruiting and retention proficiency. In the event of a tie for the Sanchez Award, the unit with the greatest retention proficiency will receive the award. Units with greater than 25% attrition in their fish class are eliminated from consideration for this award. Criteria for determining the recipient unit is as follows:

Graded Area	Weight Factor
(1) Retention Proficiency	
(a) Rank order of outfits based on freshman retention.	3.0
(b) Rank order of outfits based on sophomore retention.	1.5
(c) Rank order of outfits based on junior/senior retention.	0.5
(2) Recruiting Proficiency	
(a) Rank order of outfits based on Recruiting Activity Points	5.0

- b. **Procedures**

- (1) Freshman Retention. The points for freshman retention are computed using the initial freshman strength from Freshman Orientation Week through 1 April. The initial strength includes all freshmen who report to the unit during Freshman Orientation Week and any student who reports late that has a prepaid room deposit. Except in case of death or transfer to another Corps unit, all losses will count against the unit's retention.
 - (a) Note: If a freshman cadet resigns from the Corps and later rejoins the Corps during the same year, his or her return will negate the loss charged to the unit.
- (2) Upperclassmen Retention. The sophomore and junior/senior retentions are computed in a similar manner as the freshmen and will use the initial strength from the first day of classes until 1 April. The unit with the highest percentage will be ranked first in the inverse ranking system.
- (3) Intra-Unit Transfer. Cadets who transfer from one unit to another will not be counted as a loss to the losing unit but will be counted as a gain for the gaining unit. Should a cadet

who transferred be a loss to the Corps of Cadets, the loss will be attributed to the gaining unit. Cadets who join the Corps after the first day of classes will be considered a gain to the gaining unit.

- (4) Recruiting Activity Points. Points are based on cadet participation in recruiting events including: SNWC, Corps Leadership Invitational, hometown recruiting, drill meets, high school visits, Darling Recruiting Company, Summer Recruiting Company, and New Student Conferences. The size of each unit is considered when determining the rating of units based on their point totals.

8. THE GEORGE P. F. JOUINE AWARD FOR SCHOLASTIC ACHIEVEMENT

- a. Criteria. To earn the George P. F. Jouine Award, a company, squadron, or battery must achieve the highest cumulative total points that accrue from ratings derived from scholastic proficiency and scholastic inspections. In the event of a tie for the Jouine Award, the unit with the greatest scholastic proficiency will receive the award.

Graded Area	Weight Factor
(1) Scholastic Proficiency	
(a) Rank order of outfits based on the previous spring semester grades (grades for seniors included).	2.0
(b) Rank order of outfits for the fall semester grades.	1.0
(c) Rank order of the freshman grades by outfits for the fall semester.	1.0
(d) Rank order of the sophomore grades by outfit for the fall semester.	1.0
(e) Rank order of the junior and senior grades by outfit for the fall semester.	2.0
(2) Scholastic Inspections. Rank order of the outfits as to the number of discrepancies in EST inspections conducted by the Corps/Major Unit Scholastic Officers.	1.0
(3) Freshman Retention. Rank order of units based on fish retention.	2.0

b. Procedures

- (1) Scholastic proficiency will be based on the grade point ratio of all cadets in a unit and is determined by dividing the total grade points earned by the number of hours for which grades are received.
- (2) Any outfit that was non-existent in the previous spring semester will be allowed to compete for the Scholastic Achievement Award. An outfit's rank will be based on their fall semester results in grades and inspections.
- (3) Any incomplete or grade changes for spring semester grades will be obtained by 15 September. Any incomplete or grade changes for fall semester grades will be obtained by 15 February. If changes are not at the Registrar's office by the established dates, the grades will be computed as per the grade printout.

- (4) Data for the scholastic inspections rank order comes from inspections conducted by or for Corps Staff beginning with the start of school in the Fall through the end of March.
- (5) Since Delta Company cannot be inspected for EST by the Corps/Major Unit Scholastic Officers, the value assigned to D-Co in this area will be in direct relation to their final academic standing of the previous semester (i.e., if D Co finished first in scholastic standing then the number of cuts assigned would be the number that would place them in 1st place (or tied for first) in scholastic inspections for the semester being computed.) The standings for the Jouine Award will be computed as for any other unit of the Corps.
- (6) Freshman retention data uses the same rank order determined for the Sanchez Award.

9. THE MAJOR GENERAL BRUNO A. HOCHMUTH AWARD FOR MILITARY ACHIEVEMENT

- a. **Criteria.** To earn the General Bruno A. Hochmuth Award, a company, squadron, or battery must achieve the highest cumulative total points that accrue from ratings derived from military proficiency, inspections, physical fitness standards achieved, freshman retention, and scholarship thank-you letter completion. In the event of a tie for the Hochmuth Award, the unit with the greatest military proficiency score will receive the award. Separately, a 1st, 2nd and 3rd Place Pass-In-Review Streamer will be awarded to the units scoring highest in the grading for Eyes Right / Ready Front during Reviews and Football March-Ins. The total scores from review and March-Ins will continue to be used in determining unit order for the military proficiency graded portion of the Hochmuth award.

Graded Area	Weight Factor
(1) Military Proficiency. Rank order of outfits based on graded March-Ins and reviews.	2.0
(2) Inspections. Rank order of the outfits as to the number of discrepancies in Military Proficiency Inspections and Commandant's Staff inspections. Military Proficiency and no-notice Commandant Staff inspections will each count half of this ranking.	2.0
(3) Physical Fitness Test. Rank order of the outfits based on the average score achieved on Corps Physical Fitness Test.	2.0
(4) Height/Weight/Body Fat Percentage. Rank order of the outfits as to the percent of members meeting height/weight and body fat standards.	1.0
(5) Freshman Retention. Rank order of units based on fish retention.	2.0
(6) Scholarship Thank-You Letter Completion. Rank order of units based on Thank-You Letter completion and accuracy.	1.0

b. **Procedures**

- (1) Military Proficiency. The standing in marching of each unit will be based on the average grade earned in all graded marching events.
 - (a) The total score will be used to establish the final standings. The Office of the Commandant publishes marching results and is the agency charged with compilation of points earned for marching.

- (b) There will be 100% accountability for all graded events. Excusals from graded events will be by military letter.
- (2) Inspections
 - (a) Uniforms and rooms/holes are subject to no-notice Military Proficiency Inspections. Rooms/holes are subject to no-notice Commandant's staff inspections.
 - (b) Military Proficiency Inspections of a unit's in-ranks will be on an unannounced basis. Rooms will be inspected during the academic day by the Corps Inspector General Officer and the Corps Inspector General Sergeant or their designated representatives.
 - (c) Since Delta Company cannot be inspected for cadet rooms the value assigned in this area will be in direct relation to their uniform inspections results [i.e., if D-Co finished first in uniform inspection, then the number of cuts assigned would be the number that would place them in first place (or tied for first) in room inspections for the semester being computed.] This procedure will be followed in both the fall and spring semesters. The standings for the Hochmuth Award will be computed as for any other unit in the Corps.
- (3) Physical Fitness. All cadets will take a Corps Physical Fitness Test in the fall and spring semesters. Rank position and inverse points will be based on the average score achieved on the For Record PFT. Fall semester results will be provided NLT 1 December. Spring semester results will be drawn from the most current Spring PFT scores.
- (4) Passing Height/Weight or Body Fat Content Percentage. All cadets must meet the Height/Weight or Body Fat Content Percentage as detailed in the Standard. Cadets are measured in the fall and again in the spring. Rank position and inverse points will be based on the passage percentage rate for cadets in the unit. Total number of cadets in the unit will be determined upon the 12th day of classes for each semester. Missing or incomplete data for a cadet will be counted as a failure. Passing percentage for Fall and Spring is weighted evenly.
- (5) Freshman retention data uses the same rank order determined for the Sanchez Award.
- (6) Thank-you letter completion. Outfits will be ranked based on the percentage of thank-you letters that are turned in by the deadline without having to be resubmitted for corrections.

10. THE TAYLOR A. GILLESPIE AWARD FOR MOST IMPROVED UNIT

- a. **Criteria.** To earn the Gillespie Award, a company, squadron, or battery must achieve the highest cumulative point improvement that accrue from ratings derived from the General Moore Award computations for the current year and the past year. Units with greater than 25% attrition in their fish class are eliminated from consideration for this award.

Graded Area

Weight Factor

- (1) General Moore Award. The criteria that apply for the ranking of the unit in the previous year's General Moore Award compared to the current year's General Moore ranking. 10.0
- b. Procedures. Using the same procedures to calculate the General Moore Award, compare the the current year's calculation to last year's calculation to determine the increase/decrease. The outfit with the greatest increase is the most improved unit.

11. THE PRESIDENT'S AWARD FOR MOST OUTSTANDING MINOR UNIT

- a. **Criteria.** To earn the President's Award, a Minor Unit must achieve the highest cumulative total points that accrue from ratings derived from Scholastic Proficiency, Military Proficiency, Recruiting and Retention, and the Commandant's Award. Minor Units with greater than 25% attrition in their total fish class are eliminated from consideration for this award. The below criteria are used to determine the recipient Minor Unit. The rankings for the Minor Staff and the subordinate units in the Minor unit are combined to determine the ranking of the Minor Units:

Graded Area	Weight Factor
(1) Scholastic Proficiency. The criteria that applies for the selection of the Jouine Award.	3.0
(2) Military Proficiency. The criteria that applies for the selection of the Hochmuth Award.	3.0
(3) Recruiting and Retention Proficiency. The criteria that applies for the selection of the J. J. Sanchez Award.	2.0
(4) Commandant's Award. The criteria that applies for the selection of the Commandant's Award.	2.0

b. **Procedures**

- (1) Each Minor Unit will earn a rating in each of the graded areas. Based on these ratings the Minor Units will be rank ordered, highest to lowest. The inverse points of the unit will be multiplied by the weight factor shown above to arrive at the total points earned. In the event of a tie for the Gen Moore Award, the determining factor will be scholastic proficiency.
- (2) Freshman retention data uses the same rank order determined for the Sanchez Award. All units in the minor unit are combined to determine eligibility for the award.

12. THE GENERAL GEORGE F. MOORE AWARD FOR THE OUTSTANDING UNIT

- a. **Criteria.** To earn the General Moore Award, a company, squadron, or battery must achieve the highest cumulative total points that accrue from ratings derived from Scholastic Proficiency, Military Proficiency, Recruiting and Retention, and the Commandant's Award. Units with greater than 25% attrition in their fish class are eliminated from consideration for this award. Criteria for determining the recipient unit is as follows:

Graded Area	Weight Factor
(1) Scholastic Proficiency. The criteria that applies for the selection of the unit earning the Jouine Award.	3.0
(2) Military Proficiency. The criteria that applies for the selection of the unit earning the Hochmuth Award.	3.0
(3) Recruiting and Retention Proficiency. The criteria that applies for the selection of the unit earning the J. J. Sanchez Award.	2.0
(4) Commandant's Award. The criteria that applies for the selection of the unit earning the Commandant's Award.	2.0

b. **Procedures**

- (1) Each company/squadron/battery-sized unit will earn a rating in each of the graded areas. Based on these ratings the units will be rank ordered, highest to lowest. The inverse points of the unit will be multiplied by the weight factor shown above to arrive at the total points earned. In the event of a tie for the Gen Moore Award, the determining factor will be scholastic proficiency.
- (2) Freshman retention data uses the same rank order determined for the Sanchez Award.

13. OTHER UNIT AWARDS

The following Unit Awards are given annually in connection with the Corps Awards Program.

- a. **Pass in Review Streamer.** 1st, 2nd, and 3rd Place Streamers presented to the Corps units scoring highest in graded pass in review and March-In events throughout the year.
- b. **Career Readiness Streamer.** 1st, 2nd and 3rd Place Streamers presented to the Corps units scoring highest in Career Readiness evaluation criteria throughout the year.
- c. **Endurance Mud Run Competition Streamer.** 1st, 2nd and 3rd Place Streamers presented to the Corps units scoring highest in the team running of the Mud Run Endurance Course.
- d. **Bloody Cross Competition Streamer.** 1st, 2nd and 3rd Place Streamers presented to the Corps units scoring highest in the annual Bloody Cross run.
- e. **Obstacle Course Competition Streamer.** 1st, 2nd and 3rd Place Streamers presented to the Corps units logging the fastest times in the team running of the USMC Obstacle Course.
- f. **Cadet Challenge Competition Streamer.** 1st, 2nd and 3rd Place Streamers presented to the Corps units demonstrating the combined best scores of the Spring Physical Fitness Test, Bloody Cross, Obstacle Course and Endurance Course Competitions.

CHAPTER 18: INDIVIDUAL AWARDS

1. GENERAL

The following individual awards are given annually in connection with the Corps Awards Program. The awards are designed to recognize outstanding individual cadet and advisor achievement during the school year.

- a. **CORPS COMMANDER RECOGNITION AWARD** – Mr. John Bratten, a long-time supporter of the cadet awards program, annually presented the award to recognize the leadership of the current year's cadet Corps Commander. Mr. Bratten's daughter, Ms. Adelaide Leavens continues to sponsor the award.
- b. **DEPUTY CORPS COMMANDER RECOGNITION AWARD** –Sponsored by the La Villita Chapter, Daughters of the American Revolution, to recognize the leadership of the current year's cadet Deputy Corps Commander.
- c. **CORPS CHIEF OF STAFF RECOGNITION AWARD** – Sponsored by the William Scott Chapter, Daughters of the American Revolution, to recognize the leadership of the current year's cadet Chief of Staff.
- d. **MASCOT CORPORAL RECOGNITION AWARD** – Sponsored by the Texas Aggie Corps of Cadets Association to recognize this year's Mascot Corporal's dedicated service and positive representation to Texas A&M University.
- e. **THE LULIE HUGHEY LANE SCHOLARSHIP AWARD** – Sponsored by the Stephen Williams Chapter, The Texas Society US Daughters of 1812, to recognize the Sophomore Liberal Arts Major who distinguished himself or herself through academic achievement and the highest grade point average.
- f. **DEPARTMENT OF THE ARMY SUPERIOR CADET AWARDS** – Presented by Army ROTC, each year the Department of the Army recognizes the Outstanding Military Science student in each academic class.
- g. **THE ENSIGN MIKE BEACH MEMORIAL SCHOLARSHIP** – Presented by Naval ROTC, the scholarship was established by the Beach family in honor of their son, who graduated from Texas A&M and subsequently died while serving in the United States Navy.
- h. **AIR FORCE ASSOCIATION AWARD** – Presented by Air Force ROTC, The Aggieland Chapter of the Air Force Association awards a silver medal, ribbon, and certificate to the Air Force ROTC cadet recognized by the Professor of Aerospace Studies as the most Outstanding AS 300 Air Force ROTC cadet.
- i. **MACARTHUR CADET AWARD** – Sponsored by the MacArthur Memorial Foundation to promote the high ideals exemplified by General of the Army Douglas MacArthur in his life of service to our country, the award is presented annually to an outstanding cadet from among the ROTCs at each of the Nation's military colleges and schools.
- j. **OUTSTANDING CORPS STAFF OFFICER AWARD** – Sponsored by the Dallas County A&M University Mothers' Club to recognize this year's Outstanding Corps Staff Officer.
- k. **OUTSTANDING MAJOR UNIT COMMANDER AWARD** – Sponsored by The Texas Aggie Corps of Cadets Association to recognize this year's Outstanding Major Unit Commander.
- l. **OUTSTANDING MINOR UNIT COMMANDER AWARD** - Sponsored by the Texas Aggie Corps of Cadets Association to recognize this year's outstanding Minor Unit Commander.

- m. **OUTSTANDING OUTFIT COMMANDER AWARD** – Endowed by Dr. John Fritz, the award known as the Fritz Cup recognizes the outstanding outfit commander in the Corps of Cadets.
- n. **OUTSTANDING EXECUTIVE OFFICER AWARD** – Sponsored by USAA, the award is given to the XO who supported and assisted with the execution and coordination of cadets and activities within the unit.
- o. **OUTSTANDING FIRST SERGEANT AWARD** – Sponsored by The Texas Aggie Corps of Cadets Association, the award is one of the longest standing awards and is given to the First Sergeant who demonstrated outstanding leadership and training guidance to fellow cadets and the Corps.
- p. **OUTSTANDING SOPHOMORE AWARDS** – Sponsored by the Federation of Texas A&M University Mothers' Club, the awards recognize this year's Best-Drill Sophomore and the Most Outstanding Sophomore in the Corps of Cadets.
- q. **OUTSTANDING FRESHMEN AWARDS** – Sponsored by The Texas Aggie Corps of Cadets Association, the awards recognize this year's Best-Drill Freshman and the Most Outstanding Freshman in the Corps of Cadets.
- r. **OUTSTANDING SCHOLASTICS OFFICER AND SCHOLASTICS SERGEANT AWARDS** – Sponsored by The Texas Aggie Corps of Cadets Association, the awards recognize this year's Scholastic Officer and Sergeant's achievements.
- s. **OUTSTANDING DRILL AND CEREMONIES CADETS** – Sponsored by The Texas Aggie Corps of Cadets Association, the award recognizes this year's most outstanding D&C senior and junior cadets in the Corps.
- t. **DAUGHTERS OF THE AMERICAN REVOLUTION AWARD** – Sponsored by the La Villita Chapter and the William Scott Chapter, Daughters of the American Revolution, the awards recognize this year's outstanding senior cadet from each branch of service.
- u. **VETERANS OF FOREIGN WARS ROTC MEDALS** – Established to recognize senior, junior, and sophomore-level cadets from each ROTC program who exhibit military achievement and exceptional leadership ability.
- v. **AMERICAN LEGION AWARDS** – Presented by the Earl Graham Post 159, the awards recognize senior and junior ROTC cadets in the advanced program who have displayed high military and academic excellence.
- w. **NATIONAL SOJOURNERS AWARD** – Sponsored by the Brazos Valley Chapter of the National Sojourners, the award recognizes one cadet in each service who has demonstrated the highest degree of patriotism and willingness to serve God and Country.
- x. **MILITARY OFFICERS ASSOCIATION OF AMERICA AWARD** – Sponsored by the Brazos Valley Chapter of the Military Officers Association of America, the award recognizes a 300-level ROTC cadet from each branch of service who shows exceptional potential for military leadership.
- y. **INDEPENDENCE CHAPTER, TEXAS SOCIETY OF THE SONS OF THE AMERICAN REVOLUTION AWARD** – Presented by the Independence Chapter, Texas Society of the Sons of the American Revolution to a freshman cadet from each branch of the service who demonstrates outstanding leadership qualities, military bearing, and all-around excellence in ROTC studies and activities.
- z. **SOCIETY OF AMERICAN MILITARY ENGINEERS AWARD** – Presented by the Houston Post of the Society of American Military Engineers to recognize outstanding ROTC cadets who are candidates for engineering or engineering technology degrees, excel in the classroom, are dedicated to pursuing a career in military engineering, and will be commissioned into the Armed Services of the United States.

- aa. **MILITARY ORDER OF WORLD WARS AWARD** – Sponsored by the Dallas Chapter of The Military Order of World Wars, the award recognizes a 300-level, 200-level, and 100-level cadet from each branch of service who plans to enroll in the next ROTC class level and has the goal of earning a commission.
- bb. **THE MILITARY ORDER OF FOREIGN WARS OF THE UNITED STATES AWARD** – Texas Commandery awards the Military Order of Foreign Wars of the United States award to a junior cadet in each ROTC program who distinguished himself or herself through academic achievement with the highest grade point average in his or her History major.
- cc. **AT&T VETERANS ROTC LEADERSHIP AWARD** – Sponsored by AT&T and awarded to one ROTC cadet from each branch of service and one Delta Company combat cadet who has excelled in AT&T's "Rethink Possible" philosophy; recognizing cadets who have displayed the ability to solve problems outside the box, using innovative thinking and carrying it through to execution.
- dd. **OUTSTANDING ACADEMIC CADETS** – Sponsored by USAA to recognize this year's outstanding senior, junior, sophomore, and freshman academic cadets.
- ee. **OLIN E. TEAGUE SOLDIER STATESMAN AWARDS** – Sponsored by the Olin E. Teague family to recognize outstanding senior cadets from each service who demonstrate qualities of maturity, self-confidence, leadership, and desire which will enable them to be superior officers in their respective military services.
- ff. **THE BRUCE DEAN GOODRICH AWARD** – Named for former Cadet Bruce Dean Goodrich who died while a cadet in 1984, the award recognizes a sophomore cadet who has demonstrated high leadership potential and dedication to fellow cadets.
- gg. **ZACHARY L. DAVIS AWARD** – Sponsored by Mr. Gerald Ray '54 and Mr. Donald Zale '55 and named for former Cadet Zach Davis '09, a 100% visually impaired cadet who successfully complete four year in the Corps of Cadets, the award recognizes a cadet who has overcome adversity and hardship during his/her Corps career.
- hh. **HELLCAT 9 '68 BOOTS AND SABER AWARD** – Sponsored by Claudia and Fred Jackson, and seven other previous Hellcat 9 members, the award assists one outstanding sophomore cadet in paying for his or her senior boots and saber.
- ii. **WOFFORD CAIN BOOTS AND SABER AWARDS** – Endowed by the Effie and Wofford Cain Foundation and presented in honor of Wofford Cain, class of 1913, the awards recognize this year's outstanding achievement by seniors in the Corps of Cadets.
- jj. **LTC JAMES WYATT BOOTS & SABER AWARD** – Given to a sophomore cadet who has demonstrated leadership and student involvement at Texas A&M University.
- kk. **DALLAS A&M CLUB SENIOR BOOTS AWARD** – Sponsored by the Dallas A&M Club and given to a sophomore cadet who has demonstrated leadership and student involvement at Texas A&M University.
- ll. **PRESIDENT'S MEDAL** – The Association of Military Colleges and Schools annually sponsors the President's Medal which is given to the cadet selected to be next year's cadet Corps Commander.
- mm. **THE COLONEL WOODALL SABER** – Named for Colonel James R. Woodall, Colonel, U.S. Army (Retired), Class of '50, and former Commandant of the Corps of Cadets, the award recognizes the next year's newly-selected Deputy Corps Commander.
- nn. **FIRST COMMAND FINANCIAL PLANNING SABER** – sponsored by First Command Financial Planning to recognize the newly selected Corps Chief of Staff.
- oo. **THE KELLY CASTLEBERRY MEMORIAL AWARD** – This award is presented annually to a Marine Corps junior selected for the highest rank for his/her senior year in the Corps of Cadets.

- pp. **THE COLONEL GLENN STARNES '81 MEMORIAL AWARD** – This award is presented annually to a senior who will commission into the U.S. Marine Corps.
- qq. **ASSOCIATION OF FORMER STUDENTS ROTC CADRE AWARDS** – Sponsored by the Association of Former Students and recognizing the most outstanding ROTC Officer or Non-Commissioned Officer instructors.
- rr. **THE LIEUTENANT COMMANDER DENNIS LEE HASSMAN '88 OUTSTANDING STAFF MEMBER AWARD**– Sponsored by the Office of the Commandant and recognizes the most outstanding member of the Commandant's staff.

CHAPTER 19: GENERAL UNIFORM POLICY

1. GENERAL

- a. The Texas A&M Corps of Cadets Uniform Policy (detailed herein) provides guidance for the proper wear of the cadet uniform. The wearing of the uniform by the members of the Corps of Cadets is a vital part of our proud history and tradition, as well as a visual reminder of who we are and what we represent on this campus.
- b. Wearing the uniform is a matter of personal pride. Cadets must maintain their uniforms in a neat and serviceable condition. By their appearance, cadets set an example of pride through strict conformity with this regulation. It is incumbent upon all cadets to wear the uniform correctly, and ensure peers and subordinates alike do the same.
- c. Recommendations concerning the content of this policy are invited and may be submitted to the Corps Commander via the Inspector General chain. Requests will include a cover letter explaining the recommended change and supporting documentation that includes history, traditions, depictions, diagrams, or photographs, as applicable. The Corps Commander will consolidate recommendations for changes and submit them to the Commandant for consideration via the Assistant Commandant for Operations and Training.
- d. All cadets must pay an annual fee for the use of their cadet uniforms. Cadets who are enrolled in an ROTC program for the entire academic year and meet the standards for the ROTC program will receive a commutation allowance during the Spring semester from the ROTC detachment that normally covers the cost of the uniform fee. Cadets not enrolled in an ROTC program, who fail to meet the ROTC standards, or those cadets who opt out of the ROTC program do not receive commutation.

2. GUIDELINES

- a. These guidelines are not all encompassing. Cadets must familiarize themselves with all uniform regulations, abide by them, and seek guidance or clarification from appropriate authority when necessary.
- b. Uniforms must be properly fitted, clean, and pressed. Uniform shoes and Senior Boots must be highly shined. The term "properly fitted" indicates a sharp military appearance with shirt, blouse and trousers properly fitted to the body size and shape (missing buttons, too small shirt, and incorrect trouser length and/or a waist band are common problems). Shirt tucks are required when wearing the Class B uniform.
 - (1) The Corps Commander prescribes the Uniform of the Day (UOD). The Class B Uniform is the default UOD.
 - (2) Members of the Corps of Cadets are authorized to wear only uniforms, insignia, and awards and decorations outlined herein. Unit symbols/shirts of non-active units will not be worn at University/Corps activities (e.g., deactivated outfit T-shirts at March to The Brazos, Yell Practice, etc.).
 - (3) Cadets are required to wear all ribbons/medals they earn as a cadet. Cadets are not allowed to decide which ribbon(s) are worn. Ribbons will be worn with the Class B uniform and the Midnight uniform. Medals are worn when wearing the Class A uniform. The Corps

Commander may authorize medals be worn on Midnight uniform for a special event. All cadets at the event wearing the Midnight uniform must be the same (all medal or all ribbons).

- (4) All cadets will wear a TAMU patch in lieu of the ROTC patch upon joining the Corps. When a cadet receives an ROTC scholarship or contracts for a commission with an ROTC branch (Military Science, Naval Science, or Aerospace Studies), the Uniform Distribution Center will exchange/issue a uniform shirt with a patch that identifies their ROTC program. Cadets enrolled in the Platoon Leaders Course (PLC) program will wear the PLC patch. Cadets enrolled in the Navy Nuclear Propulsion Officer Candidate Program and the Navy Civil Engineering Corps Program will provide appropriate patches to the UDC for sewing on the uniform.
- (5) Mixing the uniform with civilian clothing is not authorized, except for low quarter shoes, combat boots, and the raincoat because they are generic clothing items. Senior boots will not be worn with civilian clothing as they are a distinct cadet uniform item. See the guidance regarding "class pullout pictures."
- (6) Cadets will use common sense regarding the wear of the uniform when outside their rooms in the dorm. Do not loiter in the hallway in partial uniform.
- (7) All cadets are authorized to maintain their uniform with brass and other accessories 'wired' for wear. No cadet will be made to 'de-wire' his/her uniform as a standard practice upon returning to the dorm, while in their hole during a break in classes, or in the evening after daily/evening activities.
- (8) Females are required to wear trousers at football March-Ins, Corps Reviews, and Military Proficiency Inspections. In all other cases, all females, regardless of class, may wear trousers or skirts.
- (9) Cadets will adhere by the hair and grooming standards outlined in this document. Shorter or more restrictive requirements are prohibited.
- (10) Cadets in uniform are authorized to carry black backpacks or book/shoulder bags in their left hand, on their left or right shoulder, or on both shoulders. Bags and briefcases must not interfere with rendering a salute or whipping out.
- (11) All cadets are authorized to wear conservative sunglasses in uniform when outside. Lenses or frames with conspicuous initials, designs, or colors, as well as reflective lenses, are prohibited. Sunglasses will not be worn inside or in formation. Cadets will not hang glasses or glass cases on their uniform, let the glasses hang on a restraint around the neck, or wear the glasses on the top of the head when in uniform. As a courtesy, cadets will remove their sunglasses when meeting or talking with someone.
- (12) All headgear should fit naturally on the head and remain in place during normal activities. The leather visor of the Service Cap will be highly polished to take on a marbled appearance but not to the degree that the brim is no longer brown in color. The edges of the Service Cap will not be bent over/crushed to take on an 'Old Army' appearance. Campaign hats, other than those worn by PMC cadets, must have a crisp flat brim, and the crown will not be deformed.
- (13) Cadets will not place their hands in their pockets for an extended period. Pocket fasteners (buttons) must be always fastened. Seniors need to pay close attention to the pockets of

their boot pants. Wallets and other items may be carried in uniform pockets but nothing is allowed to stick out of the pocket. Large rectangular leather wallets that protrude from pockets are not authorized for uniform wear.

- (14) Cold Weather. Cold weather uniform items include a black jacket and gloves for the class B uniform and combinations of sweatshirt, sweatpants, black watch cap, and black gloves for physical training. As the temperature approaches 55 degrees Fahrenheit or colder, the Corps Commander, in consultation with Operations & Training, will determine the appropriate cold weather uniform items for various formations and activities. Cadets must check cadets.tamu.edu to ensure they wear the correct uniform.
- (15) Raingear. The raincoat may be worn with any uniform. The campaign hat or garrison cap will be worn with the raincoat. The OCP cap will be worn when wearing raingear with the Class C uniform. Cadets may carry / use an umbrella during inclement weather when wearing any variant of the class A or B uniform. Umbrellas will not be carried/used when wearing the Class C uniform. The umbrella must be black, plain, and absent of logos or designs. Umbrellas are not authorized for formation.
- (16) Bathrobes. All cadets will wear a bathrobe when going to/from the shower/restroom. As a minimum, PT shorts (and bra for females) and shower shoes will be worn. No additional items will be required to be worn when going to/from the shower or restroom. Robes must be kept closed with the sash secured around the waist when in the hallway. Robes must extend at least past the mid-thigh. Robes may be any color other than burnt orange.
- (17) Cadets shall not operate a bicycle, scooter, or skateboard when in uniform.
- (18) Cadets are responsible for maintenance and dry cleaning of their assigned uniforms.
- (19) No article of the Texas A&M cadet uniform will be worn by anyone other than a current cadet in the Corps. This includes dates and former cadets.
- (20) The use of chewing gum, any tobacco product or tobacco substitute while in uniform, or the consumption of food or beverage while walking in uniform or standing in formation are prohibited. These activities detract from an appropriate military presence.
- (21) Cadets will not use a cell phone or other electronic device when walking in uniform (includes texting, talking, or surfing the net). The use of earbuds or headphones to listen to an electronic device are not authorized when wearing a uniform except when seated and studying. Cell phones and electronic devices will not hang on the uniform or belt.
- (22) Alcohol may not be consumed while in uniform without prior approval of the Commandant.

c. On-Campus Wear

- (1) All members of the Corps of Cadets will wear the cadet uniform on campus as indicated below. Cadets will wear the uniform they are authorized based on their cadet status. (For example, fish will not wear an upperclass uniform as a means of reward of privileges).
- (2) Cadets in any Corps uniform are subject to inspection at all times and will comply with all provisions. Cadets in general, and especially cadet leaders, will inspect and correct other cadets who fail to shave or look presentable when going to class or wearing the uniform. This includes on-the-spot corrections as long as the cadet is not caused to be late to class.

- (3) Appropriate headgear will be worn with the uniform at all times when outside.
- (4) Uniforms will be worn in accordance with the following:
- (a) Campus Buildings. The uniform of the day will be worn in ALL campus buildings (excluding dormitories) to include the Military Science Building (Trigon), the Sam Houston Sanders Corps Center, the Leadership Learning Centers (when attending class), the Memorial Student Center (MSC), the Association of Former Students Alumni Center, and the Hagler Foundation Center.
 - (b) The following guidance is provided regarding the wear of the cadet uniform at student organization meetings and functions.
 - 1. Cadets may join any student organization. If the organization conducts their meetings in a building on campus requiring the wear of the cadet uniform, the cadet must wear the uniform of the day.
 - 2. If the organization is controversial or political in nature, cadets will neither appear in uniform at a public function for the organization nor appear in uniform in organizational pictures/social media nor be identified as a member of the Corps of Cadets. Attending functions conducted outside of campus buildings in civilian clothing where the cadet is acting as a student at Texas A&M is authorized.
 - 3. In general, the cadet is prohibited from doing anything which might give the appearance of the Corps of Cadets supporting or promoting the political/controversial organization. This guidance is similar to what the military services follow for service members.
 - 4. Cadets in a contract or scholarship status with a ROTC program may have further restrictions placed on their involvement in specific student organizations. ROTC guidance will not counter the uniform guidance provided above.
 - (c) Cadets employed as student workers on the Texas A&M University campus will wear the uniform of the day unless otherwise dictated by their employer.
 - (d) Cadets required to wear "Business Attire" for a class will wear the seasonal Class A uniform or midnights for whitebelt cadets.
 - (e) Wear of the Physical Training uniform is authorized in the following locations:
 - 1. Beutel Student Health Center, when in need of medical services.
 - 2. Any kinesiology class meeting outside. PT gear will not be worn to an academic class prior to or after a kinesiology class.
 - 3. Kinesiology Building (PEAB) on west campus and Student Recreational Sports Center (REC) while engaged in health fitness, sporting, or recreational class.
 - 4. Military Science Building for height/weight measurement or work details.
 - (f) Duncan Dining Hall. The uniform for chow is the uniform of the day unless modified by the Corps Commander.
 - 1. Corps and ROTC special unit uniforms will be established by the respective unit commander as authorized by the Deputy Corps Commander.

2. The Corps/Unit athletic uniform is acceptable for lunch and free flow chow. The Corps athletic uniform is defined as Corps/unit sweats (as required), the Corps PT uniform provided by the Corps of Cadets Association, or the official unit PT uniform and athletic shoes and socks. The PT uniform must be clean and serviceable. The t-shirt will be tucked in. If sweatpants are worn (cold weather), a corresponding sweatshirt or unit-issued hoodie must also be worn. Nicknames on shirts will not be vulgar, obscene, or otherwise uncouth.
 3. Cadets engaged in a scheduled intramural activity or unit physical fitness training immediately before chow may wear their unit PT uniform for breakfast or evening meals.
 4. Cadets in excessively wet or soiled uniforms or PT gear will not enter Duncan Dining Hall. Cadets not in an appropriate uniform for Duncan Dining Hall will be directed to leave. Dining Services employees will normally coordinate this direction through the appropriate cadet commander.
- (g) Wear of Non-Regs. Appropriate civilian attire is authorized in the following locations by all cadets regardless of class year:
1. Corps dorms, the Leadership Learning Centers (for study purposes and Academic Support offered during EST), and all civilian residence halls.
 2. Sbisa Dining Hall, Sbisa Underground, and the Commons Dining Hall.
 3. Uniform Distribution Center (UDC).
 4. All Faiths Chapel. Civilian clothing is also authorized for religious gatherings held on campus.
 5. Counseling and Psychological Services (CAPS) when engaged in personal counseling sessions. Uniform of the Day is required for any other business with the Offices of Student Life including sessions with the Student Conduct Office.
 6. Campus Libraries, the Student Computing Center, designated Engineering/Architecture workspaces (see below) and the Trigon during Evening Study Time only. The UOD must be worn to academic classes in these buildings no matter the time of day.
 - a. Biomedical Engineering (ETB) and Civil Engineering Buildings.
 - b. Chemical Engineering and Computer/Electrical Engineering Buildings
 - c. Mechanical Engineering (Engineering Physics Building)
 - d. Aerospace Engineering and Architecture Buildings
 - e. Zachary Engineering Education Complex
 - f. West Campus Computer Lab and Wehner Building
 7. The Student Recreation Center, at any time during the day and when approved by the CO during training times.
- (h) Attendance at Varsity Athletic Events
1. The Uniform of the Day is worn to all varsity athletic contests in Kyle Field.

2. Cadets may attend other varsity athletic contests (basketball, baseball, soccer, volleyball, track and field, women's softball, tennis, etc.) in appropriate civilian attire unless a uniform is specified by the Corps or Major Unit Commander.
- (i) Wear of Class C Uniform. Class Cs are approved for wear in certain locations under certain approved conditions and purposes. The Class C uniform is not a replacement for the Uniform of the Day.
1. Wet Labs. The Class C uniform is authorized for specific academic wet labs (see below).
 - a. ANSC 108/320/447 & AGSM 315 (Animal Science / Meat & Food Tech)
 - b. BIOL 107/111/113/206/318/319/320/351 (Zoology & Essentials/Micro/Chordate Anatomy & Physiology)
 - c. CHEM 111/112/117/237/318/433 (Fundamental / Organic / Quantitative / Advanced Organic Chemistry)
 - d. COSC 301 (Construction Surveying)
 - e. ESSM 301 & FSTC 313 (Mechanical Tools & Food Chemistry)
 - f. GEOL 203 & OGNE 252 (Mineralogy / Oceanography Labs)
 - g. VTPB 405 / WFSC 303/311/335 (Microbiology Lab / Vertebrae / Ichthyology)
 2. Zachary Labs. Cadets in Zachary Labs will wear the Class C uniform to class. Once at the lab, cadets will unblouse their trousers and wear their trousers loose over their boots. Cadets will reblouse their trousers upon departing the lab.
 - a. CVEN 342 & 303 (Materials of Construction) & (Survey-Practical App)
 - b. ECEN 325/438/441/472 (Electronics / Power / Motor / Circuits)
 - c. IDIS 303/400/403 (Mechanical / Industrial / Fluid)
 - d. MMET 181/281/206/207/313/303/418 (Welding Industrial / Manufacturing / Metallic & Non-Metallic / Medical Manufacturing)
 - e. MEEN 361 / 345 (Materials & Manufacturing / Fluid Mechanics Lab)
 - f. PETE 224/RENK 215 (Intro to Drilling Systems / Fundamentals of Ecology)
 3. The Corps Commander will announce any uniform changes based on weather conditions. Units/Individuals are not authorized to make their own uniform determination based on the weather condition.
 4. Class Cs are authorized for individual ROTC leadership labs. ROTC scholarship/contracted cadets may wear their ROTC utility uniform with ROTC rank/insignia to leadership labs as directed by the ROTC instructor. Cadets will not wear the ROTC uniform to an academic class prior to or after the lead lab.
 5. With the exception for ROTC lead lab as indicated above, the Class C uniform will be worn with cadet rank, name tag, and "Texas A&M" chest pocket tag. The Class C cover will be worn with the cadet rank only (e.g., The Rudders Diamond, Chaplain cross, or ROTC rank is not authorized).

6. When wearing the Class C uniform, the sleeves will remain down (not rolled or cuffed). AROTC cadets may be directed to roll their sleeves up when attending AROTC lead lab. Rolled sleeves are only authorized for the duration of the AROTC class/event.

7. Class Cs will not be worn in the Memorial Student Center/Rudder Tower complex, at any time, for any reason.

d. Off-Campus wear

(1) When worn off campus, cadets will wear the uniform in such a manner as to be a credit to self, the Corps of Cadets, and Texas A&M University.

(2) The following guidelines apply to the wear of the uniform off campus:

(a) Corps Trips. Cadets may wear the cadet uniform while in transit to/from the designated assembly location for a Corps trip.

(b) Service Projects. A uniform appropriate for outfit/Corps service projects may be requested to the Military Advisor.

(c) Away Football Games. Cadets will wear the appropriate uniform of the day for football games not played at Texas A&M when the entire Corps is present (Corps Trip). Cadets simply attending an away game, as an individuals and not part of a Corps Trip or as a Corps/University representative, and remaining in the stands need not wear the cadet uniform. Cadets in the Band, Officers of the Day, and Reveille handlers on the field will always wear the designated uniform.

(d) Other Activities Off Campus. If desired, cadets may wear the Class B uniform or higher off campus.

CHAPTER 20: UNIFORM INSPECTION GUIDELINES

1. COVERS

All hats/covers/caps will be free of cables, clean, pressed, and properly sized. Any brass on the cover will be properly placed, polished, and free of excessive oxidation.

2. BRASS

- a. Brass and rank insignia will be shined, smudge free, and free of metal polish buildup. All collar brass will be in accordance with the guidelines set forth herein. Chromed brass is only authorized for Drum Majors. Subdued, shaved, or bent brass is not authorized. Skeleton and subdued cadet rank as well as Navy and Marine Corps buckles and rank are prohibited.
- b. All shields will be kept smudge-free and placed on the uniform in accordance with guidelines herein. No unauthorized shields will be worn.
- c. Corps Brass will be worn with the knight's head facing in (Class A Blouse) or facing forward (uniform shirts). Cadets will not shave, grind, or polish Corps Brass to the point the knight's head disappears or the images on the brass are unrecognizable. Band cadets will not grind or polish the Band Lyre to the point that the details of the band lyre are unrecognizable. Unserviceable brass must be replaced.
- d. Engraved brass is authorized for seniors. The engraving must pertain to the individual's outfit or position and be free of any offensive material. The engraving must be approved by the Military Advisor through the MU Commander.

3. T-SHIRTS

T-shirts will be cable-free, clean, pulled straight and even across the neckline, and will not hang out of the uniform sleeve. There should be no undershirt visible across the neck or under the sleeves when wearing the female Class B blouse. All female cadets are required to wear a v-neck t-shirt under the female Class B blouse.

4. SHIRT

- a. The shirt will be free of cables, wrinkles, holes, and spots or stains. Shirts will have all fasteners (off-color fasteners are not authorized). The shirt will be worn with proper fit, a neat tuck, proper patches, all appropriate fasteners fastened, with sharp military creases and the gig line centered. Only UDC issued shirts are authorized.
- b. Proper fit is defined as having a straight button placket down the front of the shirt. Button gaping indicates the shirt is too tight and does not fit properly. Shoulder seams will rest on the point of the shoulder.

5. NAME TAG

- a. The name tag is centered on the right pocket flap. The top of the name tag is aligned below the seam at the top of the pocket. Only the cadet's own name tag will be worn.
- b. The name tag will be shined and free of scratches and dirt and polish build-up in the letters. Name tags turning white or with letters no longer distinct will not be worn.

6. BADGES, PINS, AND RIBBONS

- a. All badges, pins, and ribbons will be placed on the uniform in strict accordance with the guidelines set forth herein.
- b. Ribbons will be worn in the correct order as specified herein. All badges, pins, and ribbons authorized for an individual cadet will be worn.
- c. Unauthorized badges, pins, ribbons, or cords will not be worn; such violations may be deemed honor violations and dealt with accordingly.
- d. All cords will be kept clean. Frayed, faded or unauthorized cords will not be worn.
- e. No commemorative or symbolic loops of ribbon, cloth, or wristbands (cancer, AIDS, etc.,) will be worn while in uniform unless directed by the Commandant.

7. BELTS AND BUCKLES

- a. Belts will be free of dirt and stains. Belt length that extends past the buckle will be cut off.
- b. Align buckles with the belt. Freshman belt tips will be aligned with the edge of the buckle.
- c. Curved, engraved, or otherwise deformed buckles will not be worn.
- d. Buckles will be shined, scratch-free, and free from polish buildup.
- e. Cadets will wear the belt and buckle appropriate for their class. Delta Company will wear a tan belt with their appropriate class belt buckle.

8. TROUSERS

- a. Trousers will be worn by all personnel (including females) for inspections, Corps Reviews, and football March-Ins. Trousers will be free of cables, holes, wrinkles, stains, spots, and/or heel and sole marks. The trousers will be neatly pressed and will fit properly. All trousers will have proper fasteners.
- b. Proper fit: Trousers are worn at the natural waist and will hang from the cadet's hips. Trousers will not pull across the seat, and pockets will lay reasonably flat. Trousers will have a slight break at the ankle along the front trouser crease when the cadet stands at attention.

9. FOOTWEAR

- a. Freshman, sophomore, and junior cadets will only wear low quarters issued from the UDC. Seniors must wear Senior Boots, unless exempt via military letter in specific and extenuating circumstances.
- b. Footwear will be highly shined and in serviceable condition.
- c. Freshman and sophomore cadets will have taps on their low quarters, seniors will have taps on their boots. Juniors are not required to wear taps. If a Junior selects to do so, the taps must be serviceable. Taps will be in good condition, i.e. not chipped, and must fully cover the edge of the shoe.

10. GENERAL APPEARANCE

Cuts will be assessed for wearing two-toned shirts or pants, and for any evidence of poor personal hygiene (e.g.; dirty hands or fingernails, body odor, breath odor, dirty ears, etc.).

CHAPTER 21: MALE UNIFORMS AND OCCASIONS FOR WEAR

1. CLASS AA UNIFORM

- a. The Class AA uniform is an optional uniform worn for formal occasions where a tuxedo would be appropriate civilian attire. It is not to be substituted for Corps events for which the Class A uniform is prescribed.
- b. The components of the Class AA Uniform are:
 - (1) Green Dress Blouse
 - (2) Pink Trousers or Pink Boot Pants
 - (3) White Dress Shirt (Not Issued)
 - (4) Black Bow Tie (Not Issued)
 - (5) Service Cap
 - (6) Senior Belt/Buckle
 - (7) Black Low Quarter Shoes with Black Socks or Senior Boots
 - (8) Only medals are worn with the Class AA uniform
 - (9) Note – Do not wear the issued black necktie or the Pink Garrison Cap



For brass placement details see [Individual Uniform Component Illustrations](#).

The right edge of the blouse belt buckle should be aligned with the right edge of the blouse flap.

2. CLASS A UNIFORM

- a. The Class A uniform is worn for formal Corps events and special occasions.
- b. The components of the Class A uniform are:
 - (1) Green Dress Blouse
 - (2) Pink Trousers or Pink Boot Pants
 - (3) Poplin Shirt
 - (4) Black Necktie
 - (5) Service Cap or Pink Garrison Cap
 - (6) Appropriate Class Belt/Buckle
 - (7) Black Low Quarter Shoes with Black Socks or Senior Boots
 - (8) Medals are authorized for the Class A Uniform
 - (9) Note - Do not wear ribbons



For brass placement details see [Individual Uniform Component Illustrations](#).

The right edge of the blouse belt buckle should be aligned with the right edge of the blouse flap.

3. MIDNIGHT UNIFORM

- a. The Midnight Uniform is worn as desired for special occasions and civilian casual events when a specific uniform has not been prescribed.
- b. The components of the Midnight Uniform are:
 - (1) Pink Trousers or Pink Boot Pants
 - (2) Long Sleeve Midnight Shirt
 - (3) Khaki Tie
 - (4) Service Cap or Pink Garrison Cap
 - (5) Appropriate Class Belt/Buckle
 - (6) Black Low-Quarter shoes with black socks or Senior Boots
 - (7) Ribbons are authorized. Medals and ribbons will not be worn together.



For brass placement details see [Individual Uniform Component Illustrations](#).

Align left edge of the shirt placket with the left edge of the trouser fly.

Senior, junior and sophomore belt buckles will be centered on the fly/placket.

Align the left edge of the fish belt buckle with the left edge of the fly/placket.

The khaki necktie will be worn knotted tightly in a Windsor or Overhand knot and tucked in between the second and third shirt buttons.

4. CLASS B WINTER UNIFORM

- a. The Class B Winter Uniform can be prescribed as the uniform of the day or for special events at the direction of the Corps Commander.
- b. The components of the Class B Winter uniform are:
 - (1) Pink Trousers or Pink Boot Pants
 - (2) Short Sleeve Gabardine Shirt (Long Sleeve Gabardine Shirt with Black Tie for specified activities; the Long Sleeve Gabardine Shirt will not be worn without the necktie)
 - (3) Pink Garrison Cap
 - (4) Appropriate Class Belt/Buckle
 - (5) Black Low-Quarter shoes with black socks or Senior Boots
 - (6) Cadets will wear all their authorized ribbons



For brass placement details see [Individual Uniform Component Illustrations](#).

Align left edge of the shirt placket with the left edge of the trouser fly.

Senior, junior and sophomore belt buckles will be centered on the fly/placket.

Align the left edge of the fish belt buckle with the left edge of the fly/placket.

The black necktie will be worn knotted tightly in a Windsor or Overhand knot and tucked in between the second and third shirt buttons.

5. CLASS B SUMMER UNIFORM

- a. The Class B Summer Uniform is the prescribed standard Uniform of the Day.
- b. The components of the Class B Summer Uniform are:
 - (1) Gabardine Trousers or Gabardine Boot Pants
 - (2) Short Sleeve Gabardine Shirt (Long Sleeve Gabardine Shirt with Black Tie for specified activities; the Long Sleeve Gabardine Shirt will not be worn without the necktie)
 - (3) Gabardine Garrison Cap
 - (4) Appropriate Class Belt/Buckle
 - (5) Black Low-Quarter shoes with black socks or Senior Boots
 - (6) Cadets will wear all their authorized ribbons



For brass placement details see [Individual Uniform Component Illustrations](#).

Align left edge of the shirt placket with the left edge of the trouser fly.

Senior, junior and sophomore belt buckles will be centered on the fly/placket.

Align the left edge of the fish belt buckle with the left edge of the fly/placket.

CHAPTER 22: FEMALE UNIFORMS AND OCCASIONS FOR WEAR

1. CLASS AA UNIFORM


- a. The Class AA uniform is an optional uniform worn for formal occasions where a tuxedo or formal gown would be appropriate civilian attire. It is not to be substituted for Corps events for which the Class A uniform is prescribed.
- b. The components of the Class AA Uniform are:
 - (1) Green Dress Blouse
 - (2) Pink Trousers/Skirt or Pink Boot Pants/Skirt
 - (3) White Dress Shirt (Not Issued)
 - (4) Black Bow Tie (Not issued)
 - (5) Service Cap
 - (6) Appropriate Class Belt/Buckle
 - (7) Oxford shoes with black socks, if trousers are worn; or pumps with hose, if the skirt is worn; or Senior Boots may be worn with boot pants or the boot skirt
 - (8) Only medals are worn with the Class AA uniform
 - (9) Note – Do not wear the issued black necktie or the Pink Garrison Cap



For brass placement details see [Individual Uniform Component Illustrations](#).

2. CLASS A UNIFORM

- a. The Class A uniform is worn for formal Corps events and special occasions.
- b. The components of the Class A uniform are:
 - (1) Black Dress Jacket
 - (2) Pink Trousers/Skirt or Pink Boot Pants/Skirt
 - (3) Poplin Shirt
 - (4) Black Tabtie
 - (5) Service Cap or Pink Garrison Cap
 - (6) Appropriate Class Belt/Buckle
 - (7) Oxford shoes with black socks, if trousers are worn; or Pumps with hose, if the skirt is worn; or Senior Boots may be worn with boot pants or the boot skirt
 - (8) Medals are authorized for the Class A Uniform
 - (9) Note – Do not wear ribbons



For brass placement details see [Individual Uniform Component Illustrations](#).

3. CLASS B WINTER UNIFORM

- a. The Class B Winter Uniform can be prescribed as the uniform of the day or for special events at the direction of the Corps Commander.
- b. The components of the Class B Winter uniform are:
 - (1) Pink Trousers/Skirt or Pink Boot Pants/Skirt
 - (2) Short Sleeve Gabardine Shirt (Long Sleeve Gabardine Shirt with Black Tie for specified activities; the Long Sleeve Gabardine Shirt will not be worn without the necktie)
 - (3) Pink Garrison Cap
 - (4) Appropriate Class Belt/Buckle
 - (5) Oxford shoes with black socks, if trousers are worn; or pumps with hose, if the skirt is worn; or Senior Boots may be worn with boot pants or the boot skirt
 - (6) Cadets will wear all their authorized ribbons



For brass placement details see [Individual Uniform Component Illustrations](#).

Align left edge of the shirt placket with the left edge of the trouser fly.

Senior, junior and sophomore belt buckles will be centered on the placket.

Align the left edge of the fish belt buckle with the left edge of the placket.

The black necktie will be worn knotted tightly in a Windsor or Overhand knot and tucked in between the second and third shirt buttons.

4. CLASS B SUMMER UNIFORM

- a. The Class B Summer Uniform is the prescribed standard uniform of the day.
- b. The components of the Class B Summer Uniform are:
 - (1) Gabardine Trousers/Skirt or Gabardine Boot Pants/Skirt
 - (2) Short Sleeve Gabardine Shirt (Long Sleeve Gabardine Shirt with Black Tie for specified activities; the Long Sleeve Gabardine Shirt will not be worn without the necktie)
 - (3) Gabardine Garrison Cap
 - (4) Appropriate Class Belt/Buckle
 - (5) Oxford shoes with black socks, if trousers are worn; or pumps with hose, if the skirt is worn; or Senior Boots may be worn with boot pants or the boot skirt
 - (6) Cadets will wear all their authorized ribbons



For brass placement details see [Individual Uniform Component Illustrations](#).


Align left edge of the shirt placket with the left edge of the trouser fly.

Senior, junior and sophomore belt buckles will be centered on the placket.

Align the left edge of the fish belt buckle with the left edge of the placket.

5. MIDNIGHT UNIFORM

- a. The Midnight Uniform is worn as desired for special occasions and civilian casual events when a specific uniform has not been prescribed.
- b. The components of the Midnight Uniform are:
 - (1) Pink Trousers/Skirt or Pink Boot Pants/Skirt
 - (2) Long Sleeve Midnight Shirt
 - (3) Khaki Tie
 - (4) Service Cap or Pink Garrison Cap
 - (5) Appropriate Class Belt/Buckle
 - (6) Oxford shoes with black socks, if trousers are worn; or pumps with hose, if the skirt is worn; or Senior Boots may be worn with boot pants or the boot skirt
 - (7) Ribbons are authorized. Medals and ribbons will not be worn together.



For brass placement details see [Individual Uniform Component Illustrations](#).

Align left edge of the shirt placket with the left edge of the trouser fly.

Senior, junior and sophomore belt buckles will be centered on the fly/placket.

Align the left edge of the fish belt buckle with the left edge of the fly/placket.

The khaki necktie will be worn knotted tightly in a Windsor or Overhand knot and tucked in between the second and third shirt buttons.

CHAPTER 23: ALL OTHER CADET UNIFORMS

1. CLASS C UNIFORM

- a. The Class C Uniform is worn for inclement weather, field training, and to “wet” labs when designated by the Commandant’s Staff or the Corps Commander.
- b. The components of the Class C Uniform are:
 - (1) OCP Blouse (with sleeves rolled fully down and fastened, no $\frac{3}{4}$ roll), Trousers (bloused at all times while on the Campus proper), and Patrol Cap
 - (2) Utility belt
 - (3) Service authorized boots w/ green or black socks
- c. Service specific Camouflage/Combat Uniforms will be worn to ROTC leadership labs only and not as a substitute for the Class C uniform. “US Army” name tape and ROTC/midshipmen rank are worn only to ROTC classes. Cadet rank and the “Texas A&M” name tape are worn on the Class C cadet uniform. For senior cadet Lieutenant Colonels and above, rank will be worn with diamonds stacking horizontally.

2. Cs & Ts UNIFORM

- a. The Cs & Ts uniform is worn to midnight yell by the junior class and for other occasions or training as designated by the Corps Commander. Cs & Ts are authorized for certain physical training evolutions to include: Obstacle Course, Leadership Reaction Course, Stamina Course, Individual Movement Course, and other training evolutions when warranted and approved by the Military Advisor.
- b. The components of the Cs & Ts uniform are:
 - (1) OCP Trousers. Trousers will be bloused for all evolutions on the Campus proper. Trousers may be un-bloused upon arrival at the Obstacle Course area and when heat conditions warrant the requirement to un-blouse, but trousers must be re-bloused prior to returning to Campus proper.
 - (2) Approved Outfit Physical Training t-shirt or Corps PT uniform t-shirt
 - (3) OCP Cap (or Midnight Yell pots when authorized). When Cs & Ts are worn for training, the OCP patrol cap will be worn at all times when not actually performing on the Obstacle Course, Stamina Course, Leadership Reaction Course, or Individual Movement Course.
 - (4) Appropriate class belt with buckle, or utility belt (determined by Commander for the intended activity/event)
 - (5) Service authorized boots w/ green or black socks

3. PHYSICAL TRAINING UNIFORM

- a. The Physical Training uniform is worn while doing Physical Training exercises.
- b. The components of the Physical Training uniform are:
 - (1) Approved outfit PT shorts and top or the issued Corps PT shirt and shorts

- (2) Athletic socks
- (3) Appropriate athletic shoes (i.e., cross training or running shoes)
- (4) All females cadets may wear their hair in a ponytail as part of the PT uniform
- (5) Females will not wear earrings when in the PT uniform
- (6) Optional sweatshirt and sweatpants. When wearing sweatpants (cold weather), the sweat top or unit issued hoodie must be worn.

4. CIVILIAN ATTIRE

- a. Appropriate civilian attire can be worn off campus at any time and on campus as detailed earlier. No cadet class shall be prohibited from wearing civilian attire of their choosing when civilian attire is authorized.
- b. No class of cadets shall be required to wear civilian attire not of their choosing or in any particular manner or style.
- c. Appropriate civilian attire (Collared shirt, trousers, socks, and shoes) is authorized for class on campus and other activities when a cadet has a military letter excusing the wear of the uniform.

CHAPTER 24: UNIFORM ITEMS, ACCESSORIES AND REGULATIONS FOR THEIR WEAR

1. SENIOR BOOTS

- a. Boots will be plain-toed and without laces. Tan Imported French Calf and Turf Tan are the only authorized colors for Senior Boots. Taps are required.
- b. Authorized military spurs are required to be worn. These spurs have a very small or no rowel, buckles will face out. If wearing western style spurs, the rowel will face pointing up. For the Hollick's spurs with the rowel, they will be facing down. If wearing the military nub and no rowel, the nub will be facing down.
- c. Only appropriate boot butterflies are authorized.
- d. Boots will be clean and highly polished at all times.
- e. Seniors must wear senior boots, unless they have an approved military letter exempting them in specific and extenuating circumstances.

2. SABER AND SAM BROWNE BELT

- a. Cadets may purchase authorized Texas A&M University sabers from various vendors. Only Texas A&M and service sabers / swords will be carried. Sabers and swords will not be sharpened.
- b. The Sam Browne Belt may be worn by Cadet Officers. The belt may be worn with the Class A, Class B, or the Midnight Uniform. The Sam Browne Belt and Sabre may be worn during unit drill practice, Skeleton Review, and during individual sword manual practice with either C's and T's or in the complete Class "C" uniform. These regulations apply to both male and female cadets.
- c. The belt is worn over the Class A coat or over the Class B trouser covering the web belt/buckle around the natural waist (between the navel and hip bones). The shoulder strap is worn over the right shoulder tightened/sized to lay flat and stable but not restricting movement with the buckle centered in front. The sword carrier attachment is attached to the belt at a point over the highest portion of the hipbone, generally along the seam of the left side of the coat. The belt and shoulder strap shall be clean and showing no scuff marks or discoloration. If required, the belts and strap should be brush-polished with medium brown leather crème or polish. The buckle and catch shall be highly polished and showing no tarnish.
- d. The Sam Browne Belts are only loaned, as needed, to commanders by the Corps Center. The belts will be added to the commander's inventory and must be returned to the Corps Center when the cadet leaves the Corps. The issued belts are not pass downs and should not be treated as such. Staff officers must individually purchase or borrow this item from other sources.

3. MOURNING BANDS

When authorized by the Commandant, cadets may wear a black felt band on their left shoulder around the Major Unit Shield (on top of the epaulet) while in mourning for the loss of a cadet buddy or family member. The mourning band will be worn no more than 30 days after the

individual's death, or until SilverTaps, whichever is later. Neither a mourning medal nor ribbon (black in color) are authorized.

4. FOOTWEAR

Men's black low-quarter shoes and women's black oxford and pumps will be clean, neat and highly polished at all times. Corfram low quarters are not authorized. See Chapter 2.9.C regarding the requirement for taps.

5. HEADGEAR

All headgear should fit naturally on the head and remain in place during normal activities. Headgear should be fitted while wearing a regulation haircut. Headgear must always be worn when outdoors in uniform. Headgear will not be worn in any building on campus including dormitories. All headgear will be worn straight and not cocked.

a. Service Cap. Will be worn with Class A, Class AA, and midnight uniforms. The front visor may be marbled with black polish but will not be excessive to the point where one cannot tell the visor was originally brown. Seniors wear a gold officer's braid on the front of the hat. The inside mesh netting will not be replaced by any items, nor will anything be added to the Service Cap to cause the edges of the cover to bend.

b. Campaign Hat. Will be worn by all cadets when their unit is assigned Duty Company. The Campaign Hat can be worn as rain gear with Class B or C uniforms and as directed by the Corps Commander. The campaign hat may also be worn with the midnight uniform when designated (e.g., Officers of the Day at football games).

(1) The campaign hat will have a distinctive braid according to the following class designations:

Royal Blue	2023, 2027, 2031
Red	2024, 2028, 2032
Infantry Blue	2025, 2029, 2033
Green	2026, 2030, 2034

(2) Seniors will wear a gold officer's cord.

(3) PMC members may wear a yellow cord and chin strap when in Cavalry Uniform for Cavalry operations.

(4) Campaign hats, other than those worn by PMC cadets, must have a crisp flat brim, and the crown will not be deformed.

c. Garrison Cap. Is worn with the Class B uniform (Gabardine) and may be worn with the Class A uniform or Midnights (pink). Service insignia (e.g.; an anchor; an eagle, globe and anchor; or prop & wings) may be worn to signify contract status. A glider patch may be worn by qualified Airborne cadets. Only Seniors may wear the garrison cap un-peaked. All males from the other classes must maintain a peaked garrison cap with a depth of two fingers. Female cadets will close the crease on the top of their Garrison Cap. The braid on the garrison cap is as follows:

Senior – gold and black

Junior – white










Sophomore – black








Freshman – no braid

- d. OCP Cap. Is worn as part of Class C Uniform and with Cs & Ts. Cadet rank is worn centered on the front and is the only item authorized to be worn on the cover.
- e. Midnight Yell Pot. Is worn to midnight yell by the junior class members who are on the track of Kyle Field. The outside may be painted but will NOT include:
 - (1) Unapproved or inappropriate nicknames.
 - (2) Offensive designs, drawings or symbols.
- f. Religious Items and the Cadet Uniform.
 - (1) Head Gear. Religious headgear may be worn at all times while in uniform as long as the headgear meets the following criteria:
 - (a) The headgear is subdued in color (generally black, brown, green, dark or navy blue or a combination of these colors) and bears no writing, symbols or pictures.
 - (b) Headgear that meets these criteria is authorized irrespective of the faith group from which it originates.
 - (c) Religious headgear will not be worn in place of uniform headgear when uniform headgear is required.
 - (2) All other religious items (if worn) must be covered by the uniform. When a specified uniform is designated for a Corps event (March-In, review, parade, inspection, etc.), an individual cadet cannot modify the uniform because of the need to wear a religious article.

6. RANK INSIGNIA

The following tables show the ranks of cadets in the Corps of Cadets

Sophomores: Chevron(s)			
 Private First Class (PFC)	 Corporal (CPL)		
Juniors: Chevrons with rockers and diamond, star, or star with wreath			
 Sergeant (SGT)	 Staff Sergeant (SSG)	 Sergeant First Class (SFC)	
 Master Sergeant (MSG)	 First Sergeant (1SG)	 Sergeant Major (SGM)	 Corps Sergeant Major (CSGM)

Seniors: Moons and diamonds			
 2nd Lieutenant (2LT)	 1st Lieutenant (1LT)	 Captain (CPT)	
 Major (MAJ)	 Lieutenant Colonel (LTC)	 Colonel (COL)	 Cadet Colonel of the Corps




7. ACCOLADES



- a. The awards below are the only Corps awards authorized for wear on the cadet uniform. Military service awards may be worn on the cadet uniform by eligible cadets. These awards must be worn according to armed forces' regulations. The wearing of an award not authorized by the issuing authority is considered an honor violation. Combat patches are authorized.
- b. Levels of Accolades. Currently, cadets wear four different types of accolades (cords, medals, ribbons and pins/badges) on their uniform to symbolize involvement in a corps organization, involvement in a Corps special unit, or an individual award based upon merit. These accolades are differentiated based upon the following criteria (in descending level):
 - (1) Award Citation Cords. Wearing a cord is the most visible way a cadet or unit has to demonstrate proven excellence in the Corps of Cadets. Cords are authorized for Unit Awards and for cadets involved in specific Corps Special Units. Military service cords, when awarded, are authorized for wear. The following Unit Awards are awarded a citation cord and may be worn by all members of that unit during the academic year following the awarding of the Unit Award. For units that earned more than one cord for an academic year, it is the Commander's responsibility to standardize the cord worn by the outfit members for Corps events (i.e., March-Ins and Reviews).
 - (a) The General George F. Moore Award for the Outstanding Unit
 - (b) The Taylor Gillespie Award for the Most Improved Unit
 - (c) The George P. F. Jouine Award for Scholastic Achievement
 - (d) The Major General Bruno A. Hochmuth Award for Military Achievement.
 - (e) The J.J. Sanchez Award for Recruiting and Retention
 - (f) The Commandant's Award for University Activity
 - (g) The Robert M. Gates Public Service Award
 - (2) Organizational Cords. In the same manner, a citation cord may be worn to designate membership or participation in one of the following activities:
 - (a) A senior commander (Corps Commander, Deputy Corps Commander, Corps Chief of Staff, and Major Unit Commander)





- (b) A cadet's participation in the Ross Volunteer Company, Fish Drill Team, Parsons Mounted Cavalry, and the O. R. Simpson Honor Society. Once earned, the RV and FDT cords are worn by cadets until they leave the Corps. Only current and active members of Parsons Mounted Cavalry and O. R. Simpson Honor Society are authorized to wear their cord.
 - (c) These units are distinguishable from other Corps and ROTC organizations and from various off-the-quad organizations based on the unit's commitment to demonstrating the best aspects of the Corps of Cadets while also upholding our Corps Values of Honor, Integrity, Discipline, Courage, Respect, and Selfless Service. Cadets who are dismissed from an organization (whether for grades or disciplinary reasons) will turn in their cord, medal, and ribbon.
- (3) Outstanding Achievement Medals. Military medals are symbols of an individual's own personal achievements. Within the Corps of Cadets, medals are authorized for past and present participation in the Ross Volunteer Company, Parsons Mounted Cavalry, the Fish Drill Team and the O. R. Simpson Honor Society. Medals are also awarded and authorized for wear by cadets for individual awards.
- (4) Ribbons and Pins. Ribbons and pins may be used to demonstrate a cadet's specific involvement in an on or off-the-Quad organization. The Unit and Individual Award cords and medals can also have an accompanying ribbon.







8. MEDALS AND RIBBONS






- a. Medals or ribbons (not both at the same time) will be worn using an order of precedence. Ribbons are normally worn for all occasions. Medals are only worn on the Class A uniform for formal occasions. Ribbons are worn above the left pocket and medals are worn over the left pocket. For all decorations and awards, the place of honor is on the wearer's right and at the top. The order of precedence then is from the wearer's right to left and from top to bottom.
- b. The top row of awards will be the only row that may have less than three awards. Only three rows of ribbons and two rows of medals may be worn. The top of the second row of medals will be placed at the bottom of the drapes of the first (top) row.
- c. Stars will be placed on the award to designate the cadet has earned the award more than once (e.g.; one star for 2nd award, two stars 3rd award, etc.). No more than four stars will be placed on any single award. The star placed on the ribbon will be gold in color, unless specifically approved /authorized to wear a different color star. An additional ribbon with stars to indicate a 6th or 7th award is not authorized.
- d. Some awards have ribbons and medals, others have only ribbons. Military awards (ribbons and/or medals) will not be worn at the same time as a cadet award is worn. ROTC awards are authorized to be worn with other cadet awards. Ribbons that have accompanying medals are denoted below. No other medals are authorized, even if drapes are available for purchase.
- e. The following chart contains the description and requirements for ribbons, in order of precedence. Ribbons with authorized accompanying medals are denoted with an asterisk.







Rank	Ribbon / Award	Description and Requirements	Appearance
1	Aggie Lifesaving Award	This ribbon and medal recognize selfless service in acts of life saving and will be presented to qualifying cadets. The approval authority for this individual award is the Commandant.	
2	Corps Meritorious Service Award	<p>This ribbon and medal are awarded to a cadet who goes above and beyond and is deserving of recognition for being an exemplary member of the Corps of Cadets.</p> <p>The cadet must display an overwhelming desire to pursue the Corps Values of Honor, Integrity Discipline, Courage, Respect and Selfless Service. A cadet must be recommended for this award by their Commanding Officer, Minor Unit Commander, and Major Unit Commander.</p> <p>A citation and description of their prior and current displays of outstanding leadership must be presented to the Corps Commander for consideration.</p> <p>Only one member of the Senior and Junior class are eligible for this award each year.</p> <p>Minimum Requirements:</p> <ul style="list-style-type: none"> - Minimal discipline record/no current sanctions - 3.5 Cumulative GPA or higher - 285 PFT or higher - 75 Community Service hrs or more for the year - 50 Career Readiness Points or more for the year - 1 Faculty/Professor Character Reference - 1 Commandant's Staff Reference 	
3	Bruce Dean Goodrich Award*	Named for former Cadet Bruce Dean Goodrich who died while a cadet in 1984. A ribbon, medal, and a bronze plaque are	





		presented to a sophomore cadet who demonstrates high leadership potential and dedication to his/her fellow cadets. Presented annually on Family Weekend.	
4	Outstanding / Scholastic/ Best Drill Cadet in the Corps Award*	Freshman or Sophomore cadets may earn this award (ribbon and medal) by being selected as the Most Outstanding, Most Scholastic, or Best Drilled Cadet within the Corps of Cadets as determined by Corps Staff, the Chief of Staff, and the Corps Commander.	
5	Distinguished Humanitarian Service Award	<p>The recipient of this award (ribbon and medal) is a cadet who, through their life and actions, has provided a model example of what it means to serve selflessly. A cadet has engaged in major activities to give back to their community at the local and global level. This cadet has sought out engagements to improve society as a whole and has shown leadership in service by creating opportunities that enable others to serve as well. A cadet who receives this award realizes what it means to serve selflessly and therefore may not apply for this award but must be recommended by current or former Aggies.</p> <p>Minimum Requirements:</p> <ul style="list-style-type: none"> - 125 hours of individually logged Community Service - Organized 2 or more Community Service events involving more than 10 volunteers - Organized 1 or more Community Service event involving more than 25 volunteers - Involved in 1 or more Community Service event outside of Bryan/College Station - Involved in 1 or more Community Service event outside of the State of Texas 	




		- 3 recommendations for award by others.	
6	President's Medal*	This ribbon and medal are awarded to the Corps Commander for their dedication to the Corps and the University.	
7	Distinguished Student Award*	To earn this ribbon and medal, a cadet must achieve a 3.25 or higher in an academic semester, while taking at least 12 credit hours or more. Subsequent awards are recognized by a gold star on the ribbon / medal drape.	
8	Commandant's Key Award*	This ribbon and medal are awarded to Corps Staff officers as well as senior key leaders, including Outfit Commanding Officers, Minor Unit Commanding Officers, Major Unit Commanding Officers, the Chief of Staff, the Deputy Corps Commander, and the Corps Commander.	
9	Lt. General Ormond R. Simpson Honor Society Award*	To earn this ribbon and medal, a cadet must complete one semester of all OR Simpson membership requirements: <ul style="list-style-type: none"> - Sophomores - 3.4 CGPA - Juniors - 3.3 CGPA - Seniors - 3.2 CGPA - Turn in 5 tests to the test bank per semester - New members must complete 15 hrs of tutoring - Active members must complete 10 hrs of tutoring - Any additional requirements set by organization leadership <p>The cord that accompanies this ribbon may only be worn by cadets that are in good standing with the organization and fulfill</p>	

		their requirements.	
10	Ross Volunteer Company*	To earn this ribbon, medal, and the accompanying cord, a cadet must meet the membership requirements of the Ross Volunteer Company. All active members of the RV Company are permitted to wear the awards, if they remain in good standing. Drilling Seniors are permitted to wear one silver star on both the medal drape and ribbon.	
11	Parsons Mounted Cavalry*	This ribbon, medal and accompanying cord designate active and current membership in Parsons Mounted Cavalry. These awards are presented to cadets-in-training upon successful completion of required training. Only seniors may wear a star on their ribbon / medal.	
12	Fish Drill Team*	To earn this ribbon, medal and accompanying cord, a cadet must participate with the Fish Drill Team for the two full semesters of their freshman year. Cadets can place a gold star on their ribbon/medal for subsequent years they serve as an advisor.	
13	Outstanding / Scholastic/ Best Drilled Cadet in the Minor Unit Award*	Freshman or Sophomore cadets may earn this ribbon and medal by being selected as the Most Outstanding, Most Scholastic, or Best Drilled Cadet within their major unit as determined by minor unit leadership.	
14	Class Council Officer/ MSC/SGA Committee President Ribbon	To earn this ribbon, a cadet must be an elected member of the class council officers or holding a current president position of a MSC Committee or Student Government Committee.	
15	Varsity Team/Yell Leader Ribbon	Cadets who earn a letter in a NCAA varsity sport are authorized to wear this ribbon. (University and Corps Club sports are recognized as NCAA Varsity sports.)	

		Yell Leaders are authorized to wear the same ribbon. Large gold stars are authorized for subsequent letter awards or reselection for Yell Leader.	
16	Corps Outstanding Recruiting Ribbon*	To earn this ribbon, a cadet must log 75 recruiting points and have them confirmed by Corps Staff. The Cadet must apply to Corps Staff to be rewarded the ribbon and/or medal.	
17	Community Service Ribbon	Cadet must have 75 approved community service hours or more in one recorded year.	
18	Career Readiness Ribbon	Cadet must have 100 approved career readiness points or more in one recorded year. The cadet must also be in good standing with the Corps to earn the ribbon.	
19	Max Physical Fitness Test Ribbon	Register a maximum PFT score on the Corps for Record PFT. Awarded only once, gold stars are not worn for subsequent max PFT scores.	
20	CPRB Member / MPI Team Member / Remedial and/or Return to Duty Trainer Ribbon	<p>A cadet may earn this ribbon for participating in one of the following:</p> <ul style="list-style-type: none"> - CPRB: Must be appointed to CPRB by Corps Discipline Officer and serve on at least two panels - MPI: Must apply, qualify, and be accepted onto the MPI team, and complete at least 5 inspections as a judge - Remedial/Return to Duty Trainer: Must apply and be selected as a trainer, awarded at the completion of a semester as a trainer. <p>Stars can be worn if participating in more than one area of the award. Stars are not worn for additional semesters serving in a position.</p>	

21	Darling Recruiting Company / Summer Recruiting Company Award*	Awarded to a DRC member who earns 75 recruiting points. To earn the ribbon and medal as a member of Summer Recruiting Company, a Cadet must attend recruitment events for at least 8 NSC/Transfer Conferences.	
22	Corps Center Guard Award	To earn this ribbon and medal a cadet must be an active member of Corps Center Guard, be tour certified, and complete the CCG test with a passing score.	
23	Cultural Awareness and Diversity Expansion Team Ribbon*	<p>This ribbon is earned by being a member of the C.A.D.E.T. organization and meeting the following requirements (calculated per semester):</p> <ul style="list-style-type: none"> - Pay dues - Attend 50% of weekly meetings - Attend a leadership conference and fill out the accompanying form - Attend one major C.A.D.E.T. event 	
24	Outstanding / Scholastic/ Best Drilled Cadet in the Outfit Award*	Freshman or Sophomore cadets may earn this ribbon and medal by being selected as the Most Outstanding, Most Scholastic, or Best Drilled Cadet within their outfit as determined by outfit leadership.	
25	Corps Bugler Ribbon	The Corps Bugler is a sophomore in the Aggie Band who is charged with playing at formations and reviews, as well as Taps each evening; the Bugler also plays for funerals of former students and certain ceremonies on campus. Due to the highly public and time-demanding nature of this job, it is a university-recognized position.	
26	Color Guard Award*	To earn this ribbon, a cadet must be an active member of the Corps of Cadets Color Guard, be in good standing with the unit, have completed a minimum of 3 postings, and continuously participate in unit activities.	

		<p>A star device may be worn for each additional year spent serving in the Corps Color Guard.</p> <p>The medal associated with this ribbon is awarded to cadets who have served a full year as a color sergeant.</p>	
27	Athletic Championship (Team/Individual) Varsity Club, Corps, or Intramurals Ribbon	<p>Cadets who are team/club sports winners (i.e., they compete against other colleges/universities at the club level) or are intramural athletic champions in team or individual sports, are authorized to wear Athletic Championship ribbon. Intramural champions can be at Corps-level or All-University level.</p>	
28	Corps Athletic Team/ Club Team Ribbon	<p>To earn this ribbon, a cadet must participate in a Corps Athletic Team or a Club Team for a minimum of one season and must meet all the membership requirements of the athletic team. In addition to the ribbon, the Block T medal is only authorized for wear by a cadet who is currently participating in a Corps Athletic Team.</p>	
29	MSC / SGA Committee Ribbon	<p>To earn this ribbon, a cadet must be a member of a recognized MSC organization, or SGA for a minimum of one semester and must be able to provide proof of membership to command chain or IG chain, if necessary. To wear the ribbon, a cadet must have organization involvement listed on CMS. Members that are officers within the organization or SGA may place a single <i>silver</i> star on their ribbon.</p>	
30	Professional Society Ribbon	<p>To earn this ribbon, a cadet must be a member of a nationally or university recognized professional society. Members that serve as officers within the professional society are authorized to wear a single <i>silver</i> star on their ribbon</p>	

31	Concert Band Ribbon*	Any cadet enrolled in one of the University Bands (Concert Band, Symphonic Band, Symphonic Winds, Wind Symphony, or Jazz Band) qualifies for the Concert Band ribbon. <i>This does not include Hullabaloo Band or Aggieland Orchestra.</i>	
32	Fish Band Ribbon*	This award symbolizes the hours spent perfecting precision drills and executing them during a cadet's freshman fall semester. After completing their entire fish year in the Aggie Band, freshmen receive the Fish Band Ribbon on Family Weekend.	
34	Other University Awards	Awarded strictly by the University. Details for these awards may be requested through the Corps Commander or a member of the Commandant's Staff.	
35	Other ROTC Awards	Awarded strictly by a cadet's specific ROTC. Details for these awards may be requested through the applicable ROTC.	
36	Eagle Scout (Worn on Right Side)*		

9. POCKET BADGES

The following badges and pins are authorized for wear centered on the pocket of a cadet's uniform. Pocket awards are worn by active members of the organization the award represents (with the exception of the Rudder's Rangers' Pin, which can be worn by former members). Cadets can choose any two of the authorized pocket awards they have earned, however they must be worn in order of precedence with the more prestigious award on the left pocket and the other on the right pocket. The order of precedence is as follows:

- a. Rudder's Rangers' Pin
- b. Cavalry – Crossed Sabers Pin (PMC)
- c. DRC Recruiting Badge
- d. Corps Center Guard Badge
- e. Color Guard Badge
- f. Corps Athletic Team Badge
- g. Other pins as authorized by the Commandant

10. PINS AND OTHER UNIFORM ITEMS

The following pins and accolades are authorized for wear. Cadets can choose any three of the authorized awards they have earned, however they must be worn in order of precedence with the more prestigious awards above the less award. The three (3) award maximum includes the Academic Star.

- a. Awards authorized for above the right pocket in order of precedence
 - (1) Outstanding (Silver Star) or Superior (Gold Star) Academic Performance
 - (2) Corps Staff Pin
 - (3) Distinguished Military Graduate Pin
 - (4) Army Branch Insignia
 - (5) German Military Proficiency Award
 - (6) Chaplain Cross
 - (7) The Student Regent Pin
 - (8) Eagle Scout Ribbon
 - (9) Norwegian Foot March Skill Insignia
 - (10)SCONA Pin
 - (11)Others only with approval of the Commandant
- b. Awards authorized for above the left pocket in order of precedence.
 - (1) Air Assault, Airborne, Pilot/Navy wings, Tri-warfare Specialist
 - (2) AFROTC / AROTC / NROTC / PLC Contract Pins
 - (3) SEAL Platoon, Recon Company
 - (4) The Hollingsworth Center for Ethical Leadership (HCEL) Leadership Certificate Program Pin (only cadets enrolled in SOMS 482 and in good standing); also known as 'Danger 79 Pin'
 - (5) University Rifle / Pistol Team
- c. Marksmanship Unit Tab – will be worn on the left sleeve above the ROTC or D&C patch. The bottom of the tab will touch the top of ROTC or D&C Patch.
- d. Any other authorized pins not mentioned here will be worn centered on the left pocket.
- e. Carnations
 - (1) Carnations will be worn above the front right chest pocket, ½ inch above the pocket seam or highest award or pin in the Class A and B uniform.
 - (2) Carnations will be worn ½ inch above the nametape in Class C Uniform.
- f. Obtaining an organizational ribbon or pin. To obtain ribbon status:
 - (1) Corps organizations must first be registered with the SOFC (Student Organization Finance Center) in the Office of Student Activities (Koldus Building) in order to be recognized as an approved University organization.

- (2) Once SOFC approval is achieved, documentation will be submitted to the Corps Commander via the Inspector General chain. Requests will include a cover letter explaining the reason for the proposed ribbon/pin and supporting documentation that includes history, traditions, and design of the proposed ribbon/pin. This material, if endorsed by the Corps Commander, will be submitted to the Commandant for final approval via the Assistant Commandant for Operations and Training.
- (3) A Corps organization must choose between having a ribbon, badge, or pin to represent its organization.

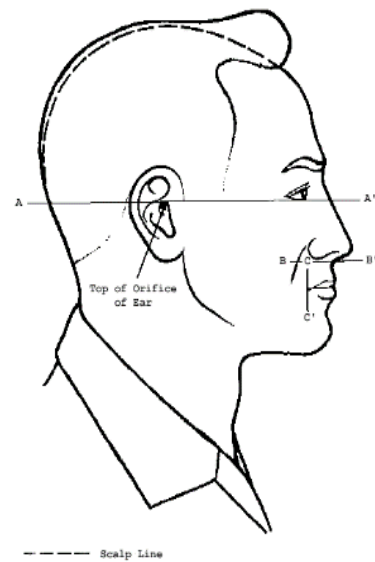
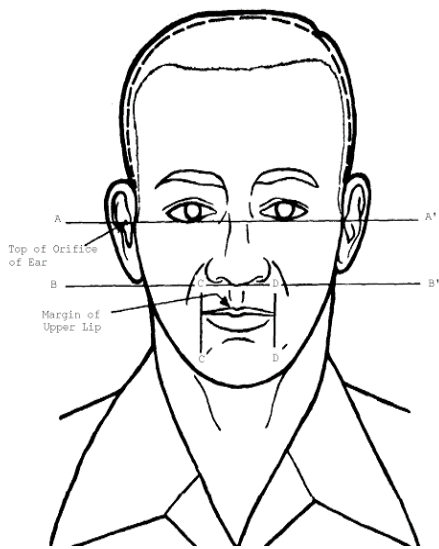
CHAPTER 25: MALE GROOMING STANDARDS

1. HAIR

- a. Hair will be neat and closely trimmed. No faddish or eccentric wearing of head, facial, or body hair is permitted. The hair may be clipped at the edges of the side and back but must be evenly graduated all the way around the head (blended or faded and not edged as an outline) from zero length at the hairline in the lower portion of the head to the upper portion of the head. The hairline will be tapered from "0" for all cadets regardless of class and will not be blocked or rounded. Hair will be measured by the length of the hair, not by the bulk of the hair from the scalp. The back and sides of the head below the hairline may be shaved to remove body hair.
 - (1) Freshman. First Semester fish will have a maximum of $\frac{1}{4}$ inch hair length on top with five-finger whitewalls. Second Semester fish are allowed a maximum of $\frac{1}{2}$ inch hair length with five-finger whitewalls. Hair must be tapered from "0" (not blocked or rounded).
 - (2) Sophomore. First Semester Sophomores will have a maximum of $\frac{1}{2}$ inch hair length on top with four-finger whitewalls. Second Semester Sophomores are allowed a maximum of $\frac{3}{4}$ inch hair length with four-finger whitewalls. Hair must be tapered from "0" (not blocked or rounded).
 - (3) Junior. The top will be a maximum of 1 inch in hair length with 3 finger whitewalls. Hair must be tapered from "0" (not blocked or rounded).
 - (4) Seniors. The top will be a maximum of 2 inches in hair length with 2 finger graywalls. Hair must be evenly tapered from "0" (not blocked or rounded).
 - (5) Shaved heads or other extreme styles are prohibited, although exceptions are allowed when approved by the Military Advisor.
- b. Hair will be styled so as not to interfere with the proper wear of uniform headgear. Hair which protrudes from beneath properly worn headgear in an unpleasant or offensive manner is considered excessive, regardless of length. Male hair styles will conform to the natural shape of the head without eccentric directional flow, twists, or spiking. One (cut, clipped or shaved) $\frac{1}{8}$ inch wide or smaller, natural, narrow, fore-and-aft off-centered part (placed no further than the outer corner of the eye and stopping before extending down the back of the head) is authorized. The following hair style types are considered eccentric and are not authorized (this list is not all inclusive):
 - (1) Hair styling which includes single patches of hair on the top of the head (not consistent with natural hair loss)
 - (2) Hair styled to run as a strip down the center of the scalp (i.e., "Mohawk" fashion)
 - (3) Hair styled to leave an unusually large open (bald) area on the top of the head (not consistent with natural hair loss)
 - (4) Hair styles that are asymmetrical (unbalanced or lopsided) or have etchings of letters, signs, or figures, are not considered natural in appearance.

(5) Braiding of the hair is not authorized for male cadets. Cadets are prohibited from wearing locks and twists in uniform. When used, hair gel/mousse should provide a conservative, natural appearance. If applied, dyes, tints, bleaches, and frostings, which result in natural colors, are authorized. The hair color must complement the cadet's complexion tone. Color changes that detract from a professional image are prohibited.


- c. Sideburns will not extend below the top of the orifice of the ear, as indicated by the line A-A' in the diagrams below. Sideburns will not be styled to taper, flare, or come to a point. The length of an individual hair of the sideburn will not exceed 1/8 inch when fully extended.
- d. Facial Hair. The face will be clean-shaven, except for eyebrows, and eyelashes. A clean shave is required for the Academic Day, and for every outfit function and anytime outside the Academic Day while in uniform or serving an official capacity. Cadets will be clean-shaven at all times during the academic year, to include weekends and while in civilian clothes (excluding Semester Break and Spring Break). Exception: Cadets in receipt of a documented medical chit directing no shaving due to a skin condition or other medical reason are allowed beard growth not to exceed 1/4 inch. Cadets will keep the growth trimmed to the level specified and are not authorized to shape the hair growth (examples include, but are not limited to goatees, "Fu Manchu," or handlebar mustaches).



Blocked



Rounded



Tapered

2. OTHER

- a. Fingernails will be kept clean and neatly trimmed so as not to interfere with performance of duty, detract from military image or present a safety hazard. Fingernails shall not extend past the fingertips.
- b. Earrings will not be worn while in uniform or while attending any Corps-related function.
- c. Rings. One ring is permitted per hand. Rings will not be worn during band or physical training activities. If wearing gloves, cadets will not cut a hole in the glove to display the Aggie Ring.
- d. Necklaces may be worn with a cadet uniform (including the PT uniform) only if they are not visible (i.e., underneath the shirt neckline). Wristwatches and Fitness Band of a style consistent with a military appearance as well as a POW/MIA or medical alert bracelets are authorized for wear with the uniform. Wristbands, friendships bracelets, and other multicolored special purpose / worthy cause bands are not authorized in uniform.

CHAPTER 26: FEMALE GROOMING STANDARDS

1. COSMETICS AND JEWELRY

Female cadets are authorized to wear cosmetics and jewelry in Class Bravos or higher. Cadets will not be denied this privilege, nor will these standards be modified or restricted to imply class distinctions.

- a. Cosmetics. If worn, will be applied conservatively and will be in good taste. Lipstick and/or nail polish is authorized in all uniforms, provided it is conservative. Exaggerated or faddish cosmetic styles are inappropriate with the uniform and will not be worn. Only black or brown mascara is permitted. No lip liner or lip frosts is authorized.
- b. Fingernails. Will be no longer than $\frac{1}{4}$ inch beyond the tip of the finger. Nail polish must complement skin tone and be conservative. Manicures that imitate natural nails are authorized for wear in all uniforms (i.e., French manicures and American manicures are authorized).
- c. Earrings. One set of gold, silver, pearl, or diamond earrings (posts) is permitted with Class AA, A, or B uniform. These earrings (one per ear) will not exceed $\frac{1}{4}$ -inch in diameter, will fit snugly, and will not extend below the earlobe. Earrings are not authorized in the Class C uniform, physical training gear, or Cs & Ts uniform.
- d. Rings. One ring or ring set is permitted per hand. Rings will not be worn during band or physical training activities. If wearing gloves, cadets will not cut a hole in the glove to display the Aggie Ring.
- e. Necklaces may be worn with a cadet uniform (including the PT uniform) only if they are not visible (i.e., underneath the shirt neckline). Only wristwatches of a style consistent with a military appearance and POW/MIA or medical alert bracelets are authorized for wear with the uniform.

2. HAIR

Hair will be clean and neat. A female military hair style (see Figures 3 through 7) is required when in uniform. All cadets are permitted to wear their hair in the following fashion regardless of class year.

- a. Hair must extend at least 1 inch from scalp.
- b. Hair must be styled to prevent loose ends from extending away from the head.
- c. Hairstyles will not contain excessive amounts of grooming aid (i.e., gel or hair spray).
- d. Hair nets may be used but should be similar to hair color and texture and must be able to support and control hair.
- e. In no case shall the bulk of the hair interfere with the proper wear of Corps uniform headgear.
- f. Plaited or braided hair may be worn. Bangs may be worn if they are neat and do not touch either eyebrow.
- g. Braids and singular ponytails may be worn down the center of the back in all uniforms, but length will not extend past the bottom of the shoulder blades when standing at the position.

of attention. The only exception for singular ponytail/braid length is while conducting tactical or physical training in the Class C or PT uniform. Ponytail/braid length will not hinder performance or create a safety risk. There is no minimum length for the wear of a ponytail or braid.

- h. In all uniforms ponytail/braids will be worn centered in the back of the head (placement of ponytail/braid will not be on the side or top of the head), be wider than the width of the head, and will not interfere with proper wear of Corps uniform headgear.
- i. Multiple braiding of the hair is authorized (Figure 3). When worn, multiple braids shall be of uniform dimension, small in diameter (approx. ¼ inch), show no more 1/8 inch of scalp between the braids and must be tightly interwoven to present a neat, professional, well-groomed appearance.
- j. Conspicuous hair ornaments, such as ribbons, will not be worn. Pins, combs, and barrettes, similar in color to the individual's hair color, may be worn while in uniform. Scrunchies are not authorized in uniform.
- k. Unless worn in a braid or ponytail, hair may not fall below the bottom edge of the back of the uniform collar or hang down in the front covering the neck.
- l. If the hair is dyed, it must look natural and complement the individual.
- m. No Cadet will be restricted on their hairstyle while in appropriate civilian attire.

Twist Bun

- (1) Pull hair into a low ponytail.
- (2) Twist the ponytail.
- (3) Wrap the twisted ponytail in the same direction around itself to form the bun.
- (4) Secure hair in place with bobby pins or a hairband that matches your hair color. Apply hairspray.

French Braid

- (1) Beginning from the crown of the head, French braid hair to the very end and secure with a hairband. For best results, use small sections of hair.
- (2) Tuck the tail back up the underside of the braid.
- (3) Secure hair in place with several bobby pins. Pin any bumps or irregularities down with bobby pins. Apply hairspray.

Sock Bun

- (1) Cut the toe off a tube sock and roll into a donut. Pull hair back into a low ponytail and pull through the donut.
- (2) Lean forward and comb ponytail over the donut. Secure with a hairband.
- (3) Wrap excess hair around the base of the donut. Make sure the hairband is covered.
- (4) Pin excess hair in place. Apply hairspray.

CHAPTER 27: UNIFORM ISSUE, MAINTENANCE/EXCHANGE, AND TURN-IN

1. GENERAL RULES FOR UNIFORM ISSUE

- a. Cadets new to the Corps have until the end of Freshman Orientation Week (FOW) to report shortages or damaged clothing. Cadets are accountable for their initial issue following the conclusion of FOW. All new cadets receive a second issue of uniform items in September/October, prior to the Corps transitioning to winter uniforms. Summer garrison caps are ineligible for exchange after FOW.
- b. Cadets may exchange uniforms and uniform parts at the UDC. All items presented for exchanged must be dry cleaned and show no wear beyond fair wear and tear. Shoes/boots, hats and other expendable items are not eligible for exchange once worn.
- c. Uniforms are tagged with RFID chips and issued to a specific cadet. These tags match the clothing record of the cadet responsible for each item. Do not remove or deface the RFID tags.
- d. The UDC will not accept items with missing or defaced RFID tags.
- e. Do not exchange uniforms with other cadets. Do not loan uniforms to other cadets or non-cadets.
- f. Do not alter uniforms. If there is a question concerning fit, return the item to UDC for alteration or exchange. Unauthorized alterations will result in billing for the entire cost of replacing the item.

2. MAINTENANCE OF UNIFORMS

- a. Each cadet is solely responsible for maintenance of their uniform.
 - (1) All issued items must be dry cleaned, except for barracks bags, sweat suits, bedspreads, and OCP trousers/shirts.
 - (2) The cost of replacing uniforms damaged through negligence or improper care becomes the responsibility of the cadet. Do not wash uniforms in the washer and/or dryer. Uniforms must be dry cleaned.
 - (3) OCPs should be neat in appearance but will not be form fitted.
 - (4) Do not accept clothes other than your own from the cleaners. If the cleaners loses or damages any item, do not accept another item in its place. Instead, request the replacement cost of the item and report to the UDC for a new issue. UDC is not responsible for items lost or damaged by a dry cleaner.
- b. Uniforms requiring alteration or patch changes must be taken to the UDC. All items must be dry cleaned when brought to the UDC for alterations. The tailor will examine the garment and determine the alterations required.
 - (1) If alteration is not feasible and the garment is not damaged through negligence, the garment will be exchanged at no cost to the cadet.

- (2) Modification or alteration of cadet uniforms in a manner other than prescribed above is unauthorized, and the cadet will be assessed the full cost of replacing the garment.

3. UNIFORM EXCHANGES

- a. Clothing exchanges to improve the fit of the uniform are scheduled for new cadets during FOW. Exchange is available for upper-class cadets on the last Friday of FOW. Following FOW, exchange is available as required throughout the school year for all cadets.
- b. All uniforms will be cleaned and free of stains prior to exchange.
- c. All items of issue may be exchanged with the following caveats:
 - (1) Shoes and boots may be exchanged if they have not been worn, polished, or tapped.
 - (2) Worn headgear cannot be exchanged for another size. No summer headgear will be exchanged after FOW.
 - (3) Socks, brass items (including belt buckles), belts, brass bags, and other expendable items cannot be exchanged or returned.
- d. Cadets will not exchange uniform items with other cadets. If a uniform item does not fit properly, return it to UDC for exchange.

4. UNIFORM TURN-IN AND CLEARANCE

- a. Upon withdrawal or graduation from the Corps of Cadets, each cadet is responsible for returning issued uniforms to the UDC.
- b. Cadets must turn in their uniforms within five business days of leaving the Corps, defined as:
 - (1) Initiating resignation paperwork.
 - (2) Suspension, Dismissal, or Expulsion from the Corps of Cadets.
 - (3) Complete the senior year in the Corps of Cadets.
 - (4) Graduation.
 - (5) Cease participation in daily Corps activities with no communication with their unit commander to explain their absence.
 - (6) Items not returned by the fifth day after leaving the Corps will be billed to the student's account. Uniforms returned after billing will incur a 20% late fee. No exceptions without prior coordination with the UDC director.
- c. Students on Leave of Absence (Study Abroad, Internship, etc.) will retain their uniforms.
- d. To clear the Corps, the student must clear with the UDC. Any cadet who leaves the Corps will be billed by the UDC for expendable items that cannot be reissued (e.g., shoes, boots, hats, brass, OCPs, gloves, etc).
- e. Students withdrawing from the Corps or the University must clear their uniform accounts by either a complete turn in or payment for items that do not meet the exchange requirements. This includes students who intend to return to the Corps in some future semester. Uniforms will be re-issued when the cadet returns to the Corps.


- f. Senior cadets must clear their entire uniform account by turning in all issued uniform items to the UDC. Uniforms must be dry cleaned, serviceable, and turned in no later than noon on the Wednesday preceding Final Review with the following exceptions.
 - (1) Senior Uniform turn-in timelines are published annually through the chain of command. All uniforms must be turned in prior to Final Review with the exception of one pair of gabardine boot pants and one Class B short-sleeved shirt.
 - (2) Failure to meet turn-in deadlines will result in discipline issued to Commanders.
 - (3) Failure to follow the turn-in schedule and complete turn-in on time will result in prohibition from participating in Final Review.
 - (4) May graduates may retain their midnight shirt and one pair of pink boot pants for graduation. Major Unit commanders must submit a roster of May graduates to Corps Staff NLT 10 April.
- g. Any uniform items retained beyond the deadlines listed will be billed to the student's account. A 20% late fee will be charged for items returned after billing.

CHAPTER 28: INDIVIDUAL UNIFORM COMPONENT ILLUSTRATIONS


1. CLASS A BLOUSE




- a. AMU will be placed so that the bottom of the AMU touches the seam where the collar and lapel join, and the AMU is centered on the collar with the "M" aligned on with the v or middle of the collar, lapel, and notch.
- b. Corps Brass will be placed 1" below the AMU, centered on the AMU and parallel to the AMU.
- c. Corps Brass is not worn by Freshmen cadets on Class A Blouse until it is earned.



- d. The outboard edge of the rank insignia will be placed $\frac{1}{4}$ " from the shoulder seam, centered from front to back and perpendicular to the long axis of the epaulet.
- e. The Major Unit shield will be placed so that the shield is equidistant, or centered, between the in board edge of the rank insignia and the center of the epaulet button.



2. GABARDINE AND MIDNIGHT SHIRT BRASS PLACEMENT



a. Left Pocket

(1) Awards will be centered 3-3/8 inches below the top of the ribbons on the left hand side (maximum of one pin):

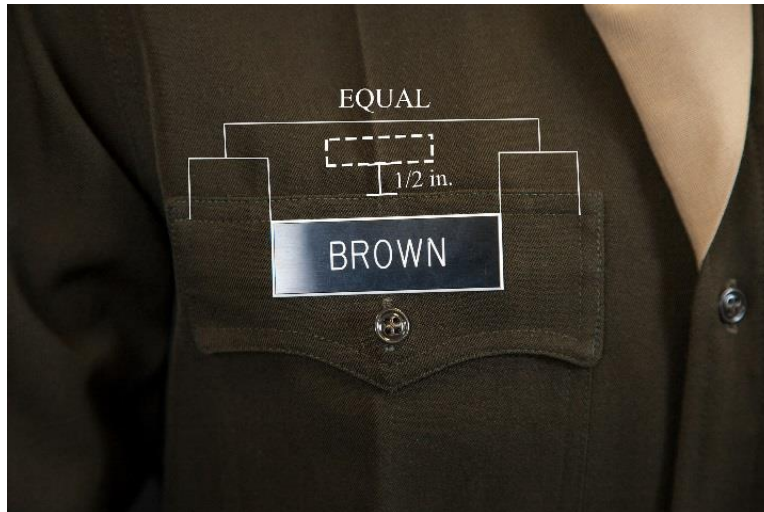
- (a) Rudder's Rangers
- (b) Cavalry crossed sabers (PMC)

b. Above Left Pocket

Awards which are located 1/2-inch above left breast pocket or above the top row of ribbons: If more than one should be 1/2-inch intervals (maximum of two). (See Exhibit 1 and 2). Listed in Order of Precedence:

- (1) Air Assault, Airborne, Pilot/Navy wings, Tri-warfare Specialist, SEAL Platoon, Recon Company.
- (2) AFROTC / AROTC / NROTC / PLC Contract Pins
- (3) University Rifle/Pistol Team

c. Ribbons will be placed so that the bottom row of ribbons touch the top edge of the left breast pocket, centered over the middle of the pocket button.



- d. Rules for the wear of optional pins and badges are the same for all shirts except the OCP shirt.
- e. Right Pocket: Awards will be centered no lower than one inch below the name tag on the right-hand side (maximum of one pin):
 - (1) Name tags will be placed on the right breast pocket. The top edge of the name tag should be aligned on the pocket stitching. It will be centered over the pocket button. The button may be overlapped if pocket is small.
 - (2) DRC Recruiter Badge
 - (3) Corps Athletic Team Badge
 - (4) Corps Center Guard Staff Badge
 - (5) Color Guard Badge
- f. Above Right Pocket: Awards which are worn above the right pocket flap and are centered over the pocket (maximum of two):
 - (1) Academic Star
 - (2) Corps Staff Pin
 - (3) Distinguished Military Student
 - (4) Army Branch Insignia (AROTC).
 - (5) Chaplain Cross
 - (6) Student Regent Pin
 - (7) Eagle Scout




g. Corps Brass

- (1) The axe head or left edge of the band lyre will be placed $\frac{1}{2}$ -inch from the leading edge of the collar.
- (2) The vertical line through the knight's head will be parallel to the leading edge of the collar.
- (3) Brass will be located on left collar.



h. Band Lyre

- (1) The left edge of the band lyre will be placed $\frac{1}{2}$ -inch from the leading edge of the collar.
- (2) The vertical line through the lyre will be parallel to the leading edge of the collar.
- (3) Brass will be located on left collar.



i. Rank Insignia

- (1) All rank will be located $\frac{1}{2}$ -inch from the leading edge of right collar.
- (2) AMU and Senior rank will be parallel to the collar fold.
- (3) Sophomores and Junior rank will be parallel to leading edge of the collar.



j. Major Unit Shield

- (1) The shield will be centered on the long axis of the epaulette.
- (2) The shield will be placed equidistant between the center of the epaulette button and the shoulder seam closest to the bottom of the shield.



k. Medals

- (1) Medals will be worn with the Class A Uniform blouse.
- (2) Medals will be worn in rows of three, no more than two rows total.
- (3) Medals will be worn in accordance with the Order of Precedence Chart.
- (4) The top of the top row of medals will be placed so that it touches/aligns with the bottom stitch line at the top of the pocket of the Class A Blouse.
- (5) The second row of Medals will be placed so that the top of the second row is aligned with the bottom of the drape of the top row of medals.
- (6) Medals will be placed so that a single medal or the middle medal of a row of three is centered of the pocket button.
- (7) Medals will be placed 1/8" between medals.
- (8) Rows of two medals will be placed so that they flank the center of the pocket button and are 1/8" apart.
- (9) For 5 medals wear a row of 3 on top and a row 2 as the second row.



Male uniform shirt pictured.



Female uniform shirt pictured

I. Ties

- (1) Black neck ties are worn by male AND female cadets with the Class B Winter uniform.
- (2) Khaki ties are worn by Male and female cadets with the Midnight uniform.
- (3) The tie is tied to be tight but comfortable around the cadet's neck.
- (4) The tie will be tied in a tight Windsor or Overhand knot and snugged to the collar so that the collar lays flat.
- (5) The tie is tucked into the shirt between the second and third buttons.
- (6) When worn with the Class A uniform (males only) the tie lays flat, inside the blouse and not tucked into the shirt.



m. Tab Ties

- (1) Female cadets will wear the Black Tab Tie with the Class A uniform.
- (2) The Tab Tie will lie flat, with no buckle or pucker.

CHAPTER 29: OUTFIT AND PULL-OUT PICTURE GUIDANCE

1. UNIFORM AND OUTFIT / STAFF PICTURE GUIDANCE

- a. All outfits and major/minor unit staffs will take outfit pictures in the prescribed uniform. Junior and senior cadets are authorized to wear Midnights, while freshmen and sophomores will wear the Class A Winter uniform. Freshmen cadets will wear their Corps Brass / Band Lyre on their Class A coat even if it has not been officially awarded. Outfit Commanders and Major/Minor Unit Commanders have the discretion to dictate their entire outfit or staff wear the Class A uniform.
- b. To standardize the picture, all cadets will wear medals instead of ribbons, including cadets wearing Midnights. All cadets will wear service covers. Commanders and seniors on staff will wear a Sam Browne belt and saber. Outfits will bring their guidon and any unit award flags they have earned. Major unit staffs are authorized to bring their Major Unit colors. Minor unit staffs may bring any Flag Awards they have earned.

2. PULL-OUT PICTURE GUIDANCE

- a. After the outfit or major/minor unit staff have taken outfit and class pictures, 'class pull out' pictures are authorized. Pull-Out pictures are meant to be good bull; however, cadets still represent Texas A&M University as the Keepers of the Spirit and Guardians of Tradition. Do not violate the Cadet values. Violators of this guidance are subject to Corps and University conduct sanctions.
- b. Cadets will not remove pants, coats, or shirts to display clothing underneath.
- c. Props are allowed but must be authorized by the Outfit and Minor Unit Commander. No vulgar, obscene, or inappropriate objects will be brought to pull out pictures.
- d. Cadets can choose to pose differently for pull out pictures, but no cadets will pose in a compromising, suggestive, or inappropriate manner. Scenes of brutality, hazing are prohibited. Only current cadets assigned to the unit or staff will pose in the unit/staff and class pictures. Cadets on Leave of Absence (LOA) can appear in the unit and class photo if present. Outfit Commanders will remain present for all pull out pictures and are responsible for holding their subordinates accountable.

CHAPTER 30: DUTY COMPANY & GUARD ROOM OPERATIONS

1. GENERAL

The Guard Team is the official representative of the Cadet Corps Commander. It forms the central point of contact for the Corps of Cadets on weekdays from 1700 to 0800 the following day and on a 24-hour basis on weekends during the academic year. The Guard Team takes charge in emergency situations until a university authority arrives on the scene and assumes control. All members of the Guard Team will exercise the full extent of their authority to protect all property against damage or destruction. Guard Team Cadets will execute all directives and instructions issued by the Commandant, his representatives, and Corps Staff.

2. PURPOSE

The purpose of the Guard Team is to provide a central point of contact for those residing both on and off the Quadrangle by being a focal point for action should there occur an incident deemed an emergency. In being the central point, the Guard Team will provide a written log of significant events, provide an after-hours escort service, conduct daily flag detail, various game day duties, and other support when needed by the Office of the Commandant.

3. GUARD TEAM MEMBERS

- a. Commandant's Duty Officer (CDO) – The Commandant's Duty Officer acts as the Commandant's representative during Guard Team duty times and will have a cell phone (979-229-5826) while on duty to provide oversight of Duty Company and Guard Room operations.
- b. Duty Company – The Duty Company is a Corps of Cadets Unit assigned to a 24-hour Guard Team shift. During their assigned shift, the appointed place of duty for individual Duty Company Cadets is the Cadet Guard Room.
- c. Corps Operations Officer (COO) – The Corps Operations Officer is the senior cadet on Corps Staff responsible for the coordination and conduct of the Cadet Guard Room.
- d. Staff Duty Officer (SDO) – The SDO is the Minor Unit Executive Officer of the Minor Unit staff of the Duty Company.
- e. Cadet Officer of the Day (COD) – The COD is a senior cadet from the Duty Company and is the Corps representative duty officer. The position is normally filled by the Executive Officer of the unit assigned Duty Company.
- f. Other members of the Guard Team include the Sergeant of the Guard (SOG), Corporal of the Guard (COG), and Private of the Guard (POG) from the Duty Company.
- g. Specific duties and further explanations of the Guard Team Members are in the Duty Company Standing Operating Procedures (SOP) located at cadets.tamu.edu. A printed copy is in the Guard Room.

4. GENERAL GUARD TEAM INFORMATION

- a. Duty Company members will wear the designated Uniform of the Day and their Campaign Cover during the 24-hour period their unit is assigned Duty Company.

- b. The Corps of Cadets Guard Room is in Spence, Dorm 1, room 119. The Guard Room is not a place for loitering by cadets who are not on duty. The Guard Room will be kept clean and orderly at all times.
- c. Duty Company Cadets are not permitted to wear headphones/earbuds on around their neck, or in their ears while on duty. Duty Company Cadets are not permitted to sleep while on duty in the Guard Room. Reading, studying, and homework are permitted.
- d. The Duty Company conducts Flag Detail during the school year. The University Police assume flag detail responsibilities during the summer months and University holidays/breaks.

5. DUTY COMPANY GENERAL ORDERS

- a. Duty Company General Orders provide a set of rules and guidelines for cadets to follow while on duty. Each cadet will acknowledge the Duty Company General Orders prior to assuming duty on the Guard Team by signing their name on the paperwork that will be turned in at the end of the assigned duty period.
- b. Duty Company General Orders are in the Duty Company Standing Operating Procedures (SOP) on cadets.tamu.edu. A printed copy is in the Guard Room.

6. GUARD ROOM MANNING

- a. Each day, a unit is assigned as Duty Company for 24 hours with the shift beginning at 1700-0800 during the week, and 0800-0800 on the weekends. Manning requirements for the Guard Team vary depending on the time, the day and the duties being performed.
- b. Full manning of the Guard Room is in the Duty Company Standing Operating Procedures (SOP) on cadets.tamu.edu. A printed copy is in the Guard Room.

7. SPECIFIC DUTIES

- a. Guard Mount – Under the supervision of the CDO, the Duty Company will conduct a Guard Mount upon assumption of duty to ensure Duty Company cadets are present in the correct uniform and understand their duties.
- b. Flag Detail – The Guard Team raises and lowers the National Colors each day on campus on the Academic Plaza and at the Williams Administration Building. Additional Flags are raised and lowered in front of the Administration Building on Game Days and other special occasions on campus. Detailed instructions for Flag Detail are in the Duty Company Standing Operating Procedures (SOP) on cadets.tamu.edu. A printed copy is in the Guard Room.
- c. Corps Escort Duty – Upon request, the Duty Company dispatches cadets to escort students / staff / faculty to and from campus locations. Duty Company Cadets will act professionally at all times and will respect those persons whom they are escorting. Detailed instructions for Corps Escort Duty are in the Duty Company Standing Operating Procedures (SOP) on cadets.tamu.edu. A printed copy is in the Guard Room.
- d. Northgate Buddy Escort (NGBE) – The Duty Company provides a cadet buddy escort Thursday, Friday, and Saturday nights at Northgate. NGBE is provided to help other cadets walking by themselves who may be slightly under the influence of alcohol and in need of an escort back to the quad. Detailed instructions for NGBE are in the Duty Company Standing Operating Procedures (SOP) on cadets.tamu.edu. A printed copy is in the Guard Room.

- e. Game Day Activities – Duty on Football Game Days and other designated occasions requires the Guard Team to accomplish additional duties such as extra flag detail and Corps Banners. A designated member of Commandant’s Staff will brief the COD on specific duties 48 hours in advance of game day. Detailed instructions for Game Day Activities are in the Duty Company Standing Operating Procedures (SOP) on cadets.tamu.edu. A printed copy is in the Guard Room.

8. INCIDENT REPORTING

- a. The COD is responsible for recording written reports of all incidents involving:
 - (1) Police, either University or civilian law enforcement personnel
 - (2) Significant disciplinary problems
 - (3) Injuries/Sickness
 - (4) Disturbances in dorms
 - (5) Thefts/Vandalism
 - (6) Problems with fire alarm system
 - (7) Violations of state law or Student/Corps rules and regulations
- b. The COD will notify the Commandant’s Duty Officer (CDO) by phone of an incident as soon as possible. Detailed instructions for Incident Reporting are in the Duty Company Standing Operating Procedures (SOP) on cadets.tamu.edu. A printed copy is in the Guard Room.

9. LOG ENTRIES AND OTHER DUTIES

- a. The COD maintains three logs: the COD Checklist Log; a Radio Inventory Log; and an Escort Log. All three logs, plus any other items created during the duty shift, create the complete record of the duty shift and are filed together in the COD/Duty Logbook. At the conclusion of the shift, the COD gathers all three logs plus any other items (incident reports, escort chits, etc.) produced during the shift and files them together in the COD/Duty Logbook.
- b. Detailed instructions for Log Entries and Other Duties are in the Duty Company Standing Operating Procedures (SOP) on cadets.tamu.edu. A printed copy is in the Guard Room.

CHAPTER 31: INSPECTION PROGRAM

1. SCHOLASTIC INSPECTIONS

The Corps Scholastics Chain (Officer/Sergeant, Corps to Unit) is responsible for coordinating and executing inspections of the Academic Day and Evening Study Time conditions. Major Unit staff will ensure nightly inspections of EST occur within their units.

- a. Cadets will post their current degree plan in their rooms. The classes they have finished will be highlighted or have a check mark next to the course name to monitor progress.
- b. Grades must be properly posted on a Grade Summary Sheet or other grade tracking program within one day of receipt. Grade tracking records need not be posted if the cadet wishes to maintain the privacy of grades.
- c. All cadets must have their weekly class schedule and EST GPA Status Level posted on their door card. Scheduled tutoring and supplemental instruction sessions should be included on the cadet's weekly schedule. The door card template is available [here](#).

Name: <u>fish Jones</u>	Unit: <u>Z-1</u>	Major: <u>ENGR</u>	Hours <u>14</u>
Class: <u>IV</u>	Rank: <u>IV</u>	EST Level: <u>0</u>	Phone Number: <u>(123) 456-7890</u>

	Monday	Tuesday	Wednesday	Thursday	Friday
0700					
0800	Class	Class	Class	Class	Class
0900					
1000					
1100	Class		Class		Class
1200		Class		Class	
1300					
1400	Class		Class		
1500					
1600		Class			
1700					
1800					
1900					
2000	EST	EST	EST	EST	
2100					
2200					

Corps Class: Seniors = I; Juniors = II; Sophomores = III; Freshman = IV

- (1) Fill in the appropriate boxes with "Class". Do not specify the subject, class number, or section number. To add text to a box, right-click on the box and select 'Add Text,' or left-click in the box and type. Make sure the times of your class match the graphic schedule. If the times are different, drag a box to change the length.
- (2) When all the courses are added, delete unused boxes.
- (3) Change the dashed box outline to a solid line.
- (4) Print the graphic schedule along with a copy of student course schedule. Then cut out the door card and put it on the door.
- (5) Be sure to include all SIs, Tutoring sessions, religious events, and all other weekly recurring events.
- (6) All Sunday outfit meetings will end prior to the start of EST at 2000.
- (7) Any picture or image used as part of the background cannot consist of any inappropriate material and must still allow the schedule to be clearly visible and easily read.
- (8) Use of abbreviations by all cadets is authorized.

2. CADET INSPECTION PROGRAM

The intent for dorm and room inspections is to ensure the highest health and welfare standards, room orderliness, uniform compliance, and adherence to directives.

- a. Corps Military Proficiency Inspections. This includes announced and unannounced inspections of uniforms and/or dormitory rooms by cadet staff personnel. The purpose is to ensure good order, discipline, and a means to grade units for major flag awards.
- b. Standard of Living Inspections. The purpose of a Standard of Living Inspection is to periodically inspect the overall cleanliness of all cadet rooms, freshmen through seniors. These inspections also help prepare outfits for other inspections throughout the year, such as Commandant's Room Inspections and the Corps-level Military Proficiency Inspections.

3. COMMANDANT'S INSPECTION

Once each semester the Commandant's Staff will conduct an announced inspection of each Major Unit. The purpose of this inspection is to ensure health and welfare standards are maintained within the dormitory and to reinforce the Cadet Inspection Program. .

4. COMMANDANT'S STAFF INSPECTIONS

This includes any inspection authorized by the Commandant not previously mentioned and may be announced or unannounced.

CHAPTER 32: DORMS

1. CONDUCT IN THE DORMS AND LEADERSHIP LEARNING CENTERS

- a. All cadets must respect the rights of others to privacy and must maintain good neighborly relations with those who are housed in the Corps area dormitories.
- b. No cadet will disturb study conditions in the dorm, or dorm area, and all cadets should be especially careful to comply with all quiet hour restrictions.
- c. Cadets will not do anything that might cause personal injury or destruction of private property or dormitory facilities.
- d. Cadets will be dressed appropriately at all times. Cadets will at least wear shorts and a T-shirt when in the hallway. When going to/from the shower, at a minimum, cadets will wear shorts and a T-shirt or a bathrobe over underwear. At no time will nudity or a towel alone in place of shorts and a T-shirt be acceptable in hallways or other common areas.
- e. Cadets will not remove, disable, or render inoperative any fire protection equipment or other alarm systems in the dormitories.
- f. Cadets will not engage in inappropriate sexual behavior.

2. ROOM STANDARDS

Cadet rooms, to include junior and senior rooms, will be clean, neat, and orderly at all times. Arbitrary standards established by individual units are prohibited. Rooms will be inspection ready between 0830 and 1700. Clothing or other personal items will not be left outside the room, on windowsills, or in the hallways. Bicycles may only be stored inside the room or at an approved bicycle rack outside the dorm. Refer to the "Bicycles" section of the Cadet Resident Handbook for additional information regarding bicycle parking and storage. Neither bicycles, scooters, skates, nor skateboards will be operated in the dorm hallways or LLCs.

a. Door

- (1) All cadets must have their completed class schedule card displayed in the card holder located on the door, using the [format](#) provided (also available on the Corps of Cadets website cadets.tamu.edu).
- (2) Plastic door placards are authorized and must be displayed in a uniform manner throughout the unit, in accordance with the following procedures:
 - (a) Door placards must uphold the Cadet Values and the University Core Values and will be appropriate for display in a public environment.
 - (b) Door placards will be approved through the chain of command. Military Advisors will be the final approval authority for all door placards. Unit door placard order lists will not be submitted to a vendor unless the Military Advisor has approved all door placards on the list. The approval process is below:
 1. Outfit creates a door placard order list.
 2. Outfit first sergeant reviews and approves list.
 3. Outfit commander reviews and approves list.

4. Military Advisor reviews and approves list.
5. Outfit sends the door placard order list to the vendor for production. Any vendor that is allowed to print/use Texas A&M logos and images may produce the door placards.

(c) All door placards will adhere to the following format:

Approved Logo	Approved Logo
First Name Last Name 'Class Year	
Hometown	
Major / Minor	
Official Position	
Approved Logo	Approved Logo

1. Name. First name, last name, two-digit class year (e.g., John Doe '23). Freshman door placards may include the first name, initial(s), or the term "fish" (e.g., John Doe '26, J. Doe '26, or fish Doe '26).
2. Hometown. Only one hometown will be listed. In-state cities will not include "Texas" or "TX"; out-of-state hometowns will include the state abbreviation or country, as appropriate (e.g., "College Station", "Auburn, AL", "London, England").
3. Major/Minor. This is a cadet's official major (and minor, if applicable) as recorded by Texas A&M University. Nothing additional may be added to this section.
4. CMS Positions. Only one official MU/outfit position will be listed in this location, with the addition of one official special unit position (if applicable). This position will be the one listed on CMS.
5. Approved Logo. Only the [approved logos](#) will be used on any door placards.

(d) All members of an outfit, to include all freshmen, will post their door placards by the end of October.

- (3) Female rooms will be marked in accordance with Corps Housing policy.
- (4) Anything applied to the door or wall must be done so that no damage occurs when the item is removed.
- (5) Cadets will lock their doors when needed for privacy while dressing or undressing. All cadets are encouraged to lock their doors when away from their room and at night when going to bed. The doors of fish, sophomores and cadets on Academic Probation remain unlocked during the day when occupied and/or studying during EST.
- (6) The wall behind the door has four hooks. Two hooks shall be used for robes and towels, one hook for each of the occupants in the room. The robe will be closed, and the sashes tied. The other two hooks will have the room occupants' laundry bags.

b. Wardrobes

- (1) Military and civilian clothes will be organized in a neat orderly fashion. Military clothes will be kept on the top hanging bar and civilian clothes on the bottom hanging bar with the heavier articles towards the room entrance. If a single bar wardrobe is used, military items will be hung to the left and civilian clothes to the right.
 - (a) Freshmen are required to close all fasteners on military clothing and civilian clothing, and equally space all hangers grounded to the end of the hanging bar.
 - (b) Sophomores, juniors, and seniors will close the top fastener on all military clothing.
 - (c) Clothes will be hung in a unified manner with fasteners to the cadet's left when facing the wardrobe. Freshmen and sophomores must hang military trousers such that the fastener is to the rear and the pant legs are towards the left side. If skirts are present, the fasteners will be facing towards the inside of the wardrobe.
 - (d) The raincoat will be hung on the hook in the back of the wardrobe and must be tied up.
- (2) Military clothes will be organized as follows, starting closest to the entry door:
 - (a) Class A Blouse
 - (b) Jacket, Black
 - (c) Letter/Band/Yell Leader/FDT Sweater
 - (d) ACUs (blouse and trouser on one hanger)
 - (e) Midnight Shirt (if applicable)
 - (f) Long Sleeve Gabardine Shirt
 - (g) Poplin Shirt
 - (h) Class B Shirt
 - (i) Winter Trousers
 - (j) Winter Skirt (if applicable)
 - (k) Summer Trousers
 - (l) Summer Skirt (if applicable)
- (3) Military shoes will be placed with the heels flush to the front edge of the shelf. Shoes will be clean with laces tucked in. They will be organized in the following manner, starting with the side closest to the room entrance.
 - (a) Combat Boots
 - (b) Low Quarters
 - (c) Female Pumps (if applicable)
- (4) Civilian shoes will be placed on the floor of the wardrobe. The heels will be flush with the front of the wardrobe and additional rows behind the first row may be added if necessary. Shoes will be aligned from heaviest starting closest to the room entrance and will descend to lightest shoes near the window.

- (5) On the inside door there are three hooks, and starting on the hook closest to the inside of the wardrobe, cadets will have the following.
 - (a) Reflector belt and uniform belt (both fastened)
 - (b) Black Tie (Tan Tie and Tab Tie as applicable)
 - (c) Extra garrison cover
 - (6) Additional items may be stored on the wardrobe floor below the civilian clothes but must be organized in a neat and orderly fashion.
 - (7) Each freshman may have, at most, one wired uniform on the hook closest to the window on the outside of the door.
 - (a) Freshmen and sophomores cannot have partially wired uniforms in, or outside, their wardrobes.
 - (b) Upperclassmen may not have more than two wired uniforms on their closet hooks.
 - (c) Unwired or partially wired uniforms must be placed inside the wardrobe unless being serviced by the cadet.
 - (8) On the wardrobe hook closer to the room entrance, freshmen must hang their camelbacks.
 - (a) The wired uniform will hang on the wardrobe hook that is closer to the window, while the camelback will hang on the side of the mirror closer to the door.
 - (b) Sophomores may place hydration gear where the camelback would be placed in a freshman hole.
- c. Hygiene Area. Sink, mirror, sink-shelf, and towel rack will be clean, neat, and orderly.
- (1) Freshmen will have up to three items determined within their class on the sink shelf (e.g., Windex, Paper towels, and Pledge), and the items must be flushed with the front edge of the shelf and may not be glued or taped down in any way.
 - (2) Freshmen will also have a white towel and matching wash cloth centered on each of the towel racks on the doors below the sink. Both towel and washcloth are to be folded in half with the folded edge facing the window in the room. Upperclassmen are not required to have towels. However, if towels are present, they must be folded in the same manner as above.
 - (3) Items in the medicine cabinet and the cabinet above the shelf will be neat.
- d. Study Area. Desk/hutch, trash can, and bulletin board will be neat and orderly. Freshmen will have only three items on their desk when not in use; sophomores may have five items. The trashcan will be grounded under the desk on the side closest to the window and must be emptied of all trash during inspection times. The bulletin board behind the desk may be used for any academic material; items will be tacked on all corners.
- e. Desk Shelving. The shelves above the desk will be for academic materials only. The books need to be flushed to the front and in height order with the tallest books towards the window. Cadets will start with the lower shelf with any overflow academic material placed on the upper shelf. If space allows, the area above the desk shelves will be used for military headgear. Headgear will be organized in the following manner and start closest to the room entrance.

The brim of the cover will run flush to the forward edge of the shelf (Campaign Hat, Service Cap, and ACU Cap).

- f. Windows. All cadets (freshmen through seniors) will close and lock windows any time the room occupants are not in the immediate area. The blinds will be extended completely and parallel to the floor during inspection times unless occupants are attempting to sleep. The shelf at the bottom of the window will not be used by freshmen or sophomore cadets. No articles of clothing may be hung outside the window (this applies to all cadets). Cadets will not remove the window limiters installed in the window frames.
- g. Beds. All beds will remain assembled according to Corps Housing regulations and made each day. Refer to the "Room Upkeep" section of the Cadet Resident Handbook for additional information regarding assembly and configuration. All cadets will make their bed daily. Freshmen and sophomores will maintain their beds according to the following guidelines:
 - (1) Two white sheets, one white pillow case, and a Corps bedspread will be used (mattress pads, fitted sheets, and various colored bedspreads may only be used by juniors and seniors).
 - (2) The top sheet paired with the bedspread on top will fold down 18 inches from the head of the bed using six-inch folds and be neatly tucked underneath the mattress.
 - (3) The pillow will be centered and grounded to the fold in the bedspread. The opening of the pillowcase will face the wall. The end of the bed with the pillow will be closest to the window wall.
 - (4) Hospital corners will be used for all exposed corners.
 - (5) Safety pins will not be used to secure the sheets to the mattress. Even the smallest holes in the mattress reduce the fire-retardant properties of the mattress and make the mattress unserviceable. Cadets will have to pay the replacement cost for a new mattress.
 - (6) Shelves above the rack will not be used by freshmen. The area above shelves may be used for storage such as suitcases and luggage (must be neat).
 - (7) Dressers below the rack will be aligned with front edge of the rack and closed (if open, they are subject to inspection).
 - (8) The empty space below the rack will be located between the two dressers and behind the dressers. Footlockers may be stored in these areas.
- h. Floors. Floors will remain clean, neat, and orderly (see [Privileges](#) for information regarding authorized floor coverings).
- i. Moving of Furniture. The movement or removal of furniture from the dorms room is not authorized. Dorm room furniture will remain in place no matter the Corps classification of the occupants.

3. UNAUTHORIZED ITEMS

Upon entering the Corps, cadets voluntarily agree to a more regimented lifestyle than other University students. Part of this lifestyle involves conducting official Corps of Cadets business throughout the day. It also involves inspections of cadet rooms and the cadet environment to ensure the maintenance of good order and discipline. To promote this environment in the

dormitory, cadets will not possess any of the items listed below. Joining the Corps of Cadets and affirming the Cadet Oath authorizes inspection of cadet rooms to ensure compliance.

- a. Alcohol containers. Alcohol containers of any kind (full, partially-full, or empty) are not permitted in any designated Corps dorm room or on the quad.
- b. Street signs and construction equipment. Unless a legal receipt of purchase is attached to the back/inside of the item, street signs and construction signs/equipment are prohibited.
- c. Offensive signs / logos / symbols / items. Racially offensive, hate group, and gang-related symbols, illegal drugs, and drug paraphernalia, along with any form of pornography or sexually related material (including pictures, books, magazines, collections, files, and material stored / accessed through electronic media) that would interfere with Corps business and maintenance of good order and discipline as determined by the Assistant Commandant of Operations are prohibited.
- d. Flags and Posters. The display of any unauthorized / offensive flag (including posters and/or pictures of flags) is prohibited. Authorized flags include the national, state, and/or US military service flags, a sovereign country flag, or any college, athletic, or POW/MIA flag. Specifically, the display of the Confederate Battle Flag is prohibited.
- e. No items are allowed to be displayed in the windows that can be seen from the outside. This includes flags, signs, political items, and class year items.
- f. Cadets will refer to [Privileges](#) and the "Appliances" section of the Residents Life Handbook for specific information on approved and restricted items. Additional or extra furniture is no longer authorized in the Corps dorm rooms.
- g. Commandant's Staff Inspections. This includes any inspection authorized by the Commandant not previously mentioned and may be announced or unannounced.

4. DORM MAINTENANCE

- a. Cadets are responsible to maintain the cleanliness of their room. Unit commanders, whole units, and individual cadets will be held responsible for damage to dorm room, hallways, restrooms, and other common areas. Cadets will be charged for vandalism and fined for repair/replacement costs. When cadets sign for their room via the Move In, Move Out (MIMO) card, they are accepting responsibility for all items in the room in the condition as indicated on the MIMO card.
- b. Cadets are also responsible for immediately reporting all maintenance and custodial issues in their rooms to AggieWorks by using the work request system. <http://aggieworks.tamu.edu>.

Immediate Response

If the request requires an immediate response including electrical failure, gas leaks, glass replacement affecting safety or security, excessive hot/cold conditions, plumbing leaks or floods, roof leaks, or door/lock malfunctions affecting safety or security, call 979-845-4311 (24 Hours a Day, 7 Days a Week)

<http://reslife.tamu.edu/>

<http://reslife.tamu.edu/aggieworks/>

- c. Commanders are responsible for ensuring all common areas (meeting/study rooms, hallways, stairwells, bathrooms, laundry rooms, and vending areas) are free of personal items and for immediately reporting all maintenance issues to Facilities Services via the AggieWorks website.
- d. To obtain maintenance service, contact the following:
 - (1) Internet or Cable. Help Desk Central 979-845-8300.
 - (2) Requests for a new light bulb or filter should be submitted via the Aggie Works website. Do not remove your bulb or filter.
 - (3) Loss of Power. Report to your Commander, Corps Housing Officer, or Aggie Works website or contact the Commandant's Duty Officer through the Guard Room 845-6789 after 1700 and on weekends.
 - (4) Emergency Problems which compromise safety or security or which will result in severe damage to facilities – report immediately to your Commander, Aggie Works website, or contact the Commandant's Duty Officer through the Guard Room 845-6789. Examples include, but are not limited to, leaking pipes, smoking outlets, or unauthorized visitors.
 - (5) All maintenance requests should be submitted via Aggie Works website. Keep the reference number provided as you may need to refer to it later.
 - (6) Repairs may be made without the resident's presence. If problems arise, Corps Housing will be notified, and they will coordinate with the resident as required.
- e. Do not move or remove furniture from rooms. Refer to the "Room Upkeep" section of the Cadet Resident Handbook for information regarding standard room configuration and furniture installation/placement/arrangement. Room occupants will be fined for damage to room furniture.
- f. Advance approval must be obtained from Corps Housing before any substantial changes are made to or within residence hall rooms or the common areas including but not limited to painting walls, painting murals, mounting outfit signs / other signage / other structures. The decision of Corps Housing is final. Refer to the "Room Upkeep" and "Unit Areas" section of the Cadet Resident Handbook.
- g. Drilling holes into walls or doors is strictly prohibited.
- h. Monster hooks will not be installed (e.g., use of screws or nails) into the doors, door frames, closet frames, furniture, or the ceiling. The only acceptable hooks are those already installed in the dorm rooms.
- i. Drilling holes into the doors or walls for the purposes of mounting an object, such as but not limited to speakers or bicycles, is strictly prohibited. Drilling into the furniture is strictly prohibited.
- j. Walls may be decorated with posters as permitted by privilege. However, posters are to be hung only with poster putty. Wallpapering of any type is strictly prohibited. Nails and tacks may be used in moderation provided they are removed. Hooks with adhesive backing are not to be attached to walls as they damage the wall covering.
- k. Guidance for unit Signs and Other Items in Corps Dorm Hallways. Cadet leaders will ensure dissemination and enforcement of the following rules as they apply to unit boards / signs and other items they wish to hang on the walls of the dorm hallways.

- (1) Signs and other items must hang from existing eye bolts in the wall or affixed to the existing bulletin boards.
- (2) No items can be protruding from the wall more than 4 inches, hallways will not be blocked or movement obstructed. Larger items (memorials, shadow boxes, etc) must be approved in writing by the Military Advisor with a copy provided to the Corps Housing Officer.
- (3) Items hanging between door frames cannot rest or protrude past the door frame (to not block movement through the door).
- (4) Items hung in the hallway must hang no lower than two feet off the deck and will stop at least one foot short of the ceiling.
- (5) Max width for items hanging from eye bolts between door frames is 5.5 to 6 feet (see #4 and #5).
- (6) Max weight for hanging items on eye bolts is 75lbs.
- (7) Hanging items must have adequate hardware (chains and d-rings) to handle the weight to prevent damage to walls, floors, and cadets.
- (8) Excessively long bolts or screws protruding from the rear and making contact with the wall must be cut/ground down or removed completely so they will not damage the walls.
- (9) Items protruding out the back of the sign and making contact with the walls must have a patch of carpet or other cushion/covering affixed to prevent damage to the walls.
- (10) All items hanging on the walls will have a one inch wide cushion (bumper/edging) affixed to all edges on the back of the item to ensure no scarring of the wall occurs when mounting or hanging on the wall.
- (11) Damage to walls will be charged to the outfit; sign not in compliance will be confiscated or destroyed.

5. DORM ADMINISTRATION

- a. Logos and signs. Outfit logos and signs are intended to enhance unit pride and esprit. Logos also convey outfit goals and traditions to other cadets, students, faculty, parents, and observers of the Corps. Therefore, outfit logos and signs will exclude the following: alcohol, illegal substances and drugs, sadistic violence, and other references which could be reasonably interpreted as counter to the mission of the Corps of Cadets and the desired image of Texas A&M University. Also excluded from outfit logos and signs is the Confederate Flag or other inflammatory symbols. The proper incorporation of the flags of the United States of America and/or the State of Texas into outfit logos and signs of units in the Corps of Cadets is encouraged. All outfit logos and signs must be approved by the Office of the Commandant.
- b. Bulletin Boards. Bulletin Boards provide timely dissemination of information to all members of the unit. Commanders will require each member of their unit to check the bulletin board daily for new information.
- c. All cadets are required to cooperate fully with Housing Representatives regardless of Outfit or Corps affiliation. Housing functions are very important and are vital to ongoing smooth, efficient Corps operations. Cadets will not change rooms or keys without going through their commander and a Corps Housing Officer. Refer to the "Room Assignments" section of the Cadet Resident Handbook for information regarding room changes.

- d. Cadets may not live by themselves unless their Commander has designated that cadet as an "odd number cadet" by gender and class year, or unless the cadet pays additional charges for a private room. Refer to the "Room Assignments" section of the Cadet Resident Handbook for information regarding "odd number cadets" or "paid single status." Due to the size of the Corps population, Paid Single Availability will be decided each year by the Assistant Commandant for Operations.
- e. Cadets will not give their room keys to anyone else. If a cadet loses their key, they must report to Corps Housing for a temporary replacement. Cadets will be billed for permanent loss if not found within three days. If a key breaks, report to Corps Housing for replacement. Cadets will not be billed for a replacement. Refer to the "Facility Access (Key Control)" section of the Cadet Resident Handbook.
- f. Cadets experiencing problems with ID card access to exterior doors and restroom doors must report to Corps Housing for assistance.
- g. During February of each year, cadets are expected to renew their housing contract for the next year. This mandatory process is called "HOUSING DECISION." Failure to comply may result in monetary penalty, loss of Corps Housing, and disciplinary actions.
- h. Access to quad by vehicle is not authorized except in emergency situations. Personal vehicles are not permitted on the quad for any reason. BBQ Pits and unit tailgates/potlucks are not allowed on the interior/exterior of the quad or LLCs. Loading and unloading of vehicles is not permitted on the interior of the quad. Motorcycle parking is not permitted on any part of the Quad including but not limited to the sidewalks, grass area, covered walkways and the perimeter immediately around a dorm or LLC. Transportation Services will ticket a motorcycle parked on the Quad and the motorcycle may be subject to towing. Transportation Services will impound any bicycles not properly secured in authorized bike racks.
- i. In accordance with their housing contract, cadets are responsible for damages beyond fair wear and tear for the dorm room in which they reside. In their individual rooms, they are presumed responsible. Refer to the "Financial Accountability" section of the Cadet Resident Handbook for information regarding cadet billings for damage to property including but not limited to rooms and common area. Billings will be posted for information throughout the semester and will be posted to individual accounts at the end of the semester.
- j. Corps Housing's policy on pets in the dormitories is based on Section 36 of the University Student Rules. Only fish in an aquarium (maximum aquarium size is 20 gallons) and the University Mascot, Reveille are allowed. Cadets will not bring pets into the dorm or to Corps activities / events. In rare circumstances, cadets may be allowed to maintain a service dog or comfort animal as long as the animal meets specific guidelines, and the cadet has been evaluated by Disabilities Resources on campus as needing the animal. While ResLife housing rules allow students to live on campus and raise/train a working guide dog, the Commandant has determined the daily duties of raising and training a dog are not compatible with membership in the Corps. Academics is the first priority for every cadet. The multitude of Corps requirements is the second priority. Cadets attempting to raise and train a working/guide dog would either fail to accomplish the first two priorities or fail to properly train the animal.
- k. Cadets are required to maintain cleanliness of their rooms and hallway floors. The use of linoleum flooring, tiles, and other type of flooring coverage in which an adhesive is used to

secure the coverage is strictly prohibited. Caution and care should be taken when using “heel and sole” in the room or hallway. Refer to the “Room Upkeep”, “Waxing Hallway Floors”, and “Unit Areas” sections of the Cadet Resident Handbook for additional information regarding floor cleanliness, “heel and sole” clean up, and carpet.

- I. Room changes, empty/unassigned rooms, hallways, and staff areas are described in the Cadet Resident Handbook.

6. VISITATION POLICY

a. Intent

This policy is in effect from the first day of FOW Cadre Training to the last day of final exams for Spring Semester. All cadets residing in or visiting a cadet dormitory are responsible for knowing the visitation rules and regulations and hours of visitation. A guest is a visitor of either gender. The cadet is responsible for the guest’s conduct. Current students and cadets not normally granted access to a specific dorm may enter a Corps dorm during the Academic Day if they are escorted the entire time and the purpose of their visit is of short duration and for academic reasons. Parents, family members and friends must comply with the visitation hours.

b. Policy

- (1) Definition of a Guest in Corps Dorm. Any individual (cadet, non-reg student or family/friend) not actually assigned to the specific Corps dorm and room by ResLife is considered a guest. Cadets housed in other corps dorms or even on other floors/rooms of the same dorm are guests in any room to which they are not assigned.
- (2) Guests of cadets are not permitted in the Corps dorms, including doorways and hallways, other than during visitation hours. Female cadets are authorized to traverse a different dorm hallway than what they live on to utilize the female restroom.
- (3) During visitation hours, all cadets and their guests must be dressed as if they are in public areas. Guests and their actions are the responsibility of the sponsoring cadet.
- (4) Corps dorm visitation hours are below. Visitation hours on football game days and other Corps special events are suspended from one hour prior to Quad step off until 30 minutes after the end of the game/event.

DAY	VISITING HOURS
Weekdays (Monday – Thursday)	None
Fridays	1700 – 0200 (Saturday)
Saturdays	1000 – 0200 (Sunday)
Sundays	1200 – 1800
Reading Days / Final Exam Days	1000 – 0200 (Following Day)

- (5) The civilian co-ed residence halls have visitation hours determined by vote of the residents. The single sex halls are only open for visitors from 0900 – 0200. Cadets will not violate the visitation hours of any residence hall.

- (6) Commanders will enforce the visitation regulations and report any violations to the CDO through the Guard Room (845-6789) or the appropriate Military Advisor.
- (7) The Corps Leadership Learning Centers (LLCs) maintain different hours depending on the time of year (Finals, Summer, normal school days). Standard operations hours are below. The LLCs are closed on GameDays and for other special corps events.

DAY	LLC OPERATING HOURS
Weekdays (Monday - Thursday)	0530 - 0100
Fridays	0530 - 2200
Saturdays	1000 - 1700
Sundays	1000 - 0100 (Monday)

CHAPTER 33: DUNCAN DINING HALL

1. DUNCAN DINING HALL OPERATIONS

- a. The purpose in going to the Duncan Dining Center at mealtime is to eat. The environment must be such that all cadets, regardless of class, may consume the type and quantity of food desired. Training activities in Duncan will focus on dining procedures. Arbitrary rules and procedures are prohibited.
- b. All cadets, except "Day Students" must be on an approved meal plan. Periodic ID card checks may be done to ensure all cadets dining have an appropriate meal plan.
- c. Duncan Dining Hall normal operating hours:

Corps Early Morning / Regular Chow	0600 / 0700 to 0730 (M - F)
Breakfast / Lunch (Meal Swipe required)	0730 to 0800 / 1100 to 1300 (M - F)
Dinner (Meal Swipe required)	1700 to 2000 (Mon - Thu)
Corps Evening Chow	1830 to 1915 (Mon, Tue & Thu)

- (1) Duncan Dining Center is closed for Dinner on Friday evening and all day on Saturday and Sunday.
 - (2) Cadets wanting to eat early chow in the evening on Mon, Tue or Thu will need to be in uniform of the day to avoid having to swipe (thus paying for the meal a second time)
 - (3) If formation times change, the above schedule will be changed accordingly. Amendments to the above schedule may be made for special events.
- d. Early Chow
- (1) Cadets who have an early class (prior to 0800) and those Blinn TEAM/TEAB cadets who must depart early are authorized to partake of early chow. All other cadets will eat chow with their unit immediately following morning activities. Cadets who exercise at morning activity and have a 0800 class should be released early from unit activity to clean up and get into uniform and join their unit at chow.
 - (2) Early chow in the evening runs from 1700 to 1820 and is for those cadets who have class, lab, or other valid appointment/meeting preventing them from eating with their outfit at 1830. Cadets who have class until just before formation at 1830 can still eat with their unit when they get out of class. Early evening chow is not authorized for those who want to beat the rush or are just hungry and do not want to wait. Corps/Unit PT uniform is not authorized for early chow.
 - (3) BRC/SRC and eating chow with your outfit after formation in both the morning and evening is an outfit function/activity in which every cadet should strive to participate. Finding an excuse to eat early or to skip out on eating with your unit is skipping out on an outfit activity and could incur disciplinary actions.
- e. Deviation from Normal Serving Routine

- (1) Silver Taps – Complete silence (Silent Chow) will be observed in Duncan. No upperclassmen details of any kind will be allowed.
 - (2) Corps Bag-Ins. On mornings when there is a Corps bag-in, Duncan Dining Hall will serve free flow chow until 0830. Cadets will wear a clean Corps/Unit athletic uniform or the uniform of the day.
- f. Any deviation from this schedule must be submitted in writing to the Corps Logistics Officer at least 24 hours before the meal. Corps Logistics must coordinate the deviation with Dining Services at least 12 hours (24 hours desired) before the event. Include information as to date, meal in question, unit's estimated time of arrival, and number of cadets involved. Without an approved written request, Dining Services' employees may turn away anyone attempting to eat outside normal hours of operation.
 - g. Corps bag-ins must be coordinated with the Assistant Commandant of Operations, appear on the Corps Training Schedule, and a Duncan Dining Services Supervisor should be advised seven days in advance, if possible. No cadet, other than the Corps Commander, has the authority to approve deviations from this policy. When the Aggie Band has a bag-in the Commander of the Combined Band is responsible for notifying the Corps Logistics Officer and a Duncan Dining Services supervisor in a timely manner. Note: Bag-ins excuse cadets from morning formation and breakfast only. Bag-ins do not relieve cadets, including commanders, from responsibilities of the day, such as classes, reports, meetings, room inspections, etc.
 - h. Cadets will enter Duncan as part of formation. Late entry is only authorized for cadets with special circumstances which cause them to miss formation.
 - i. Cadets have eight meals committed to Duncan Dining Hall each week. Morning meals (Monday through Friday) and evening meals (Monday, Tuesday, and Thursday). These eight meals will automatically be deducted from each cadet's meal plan. Should a cadet not be able to eat any of the meals listed above in Duncan due to academic conflicts, they may seek meal reimbursement from the Assistant Commandant for Operations during the first three weeks of classes for each semester.
 - j. Cadets are encouraged to eat at Duncan Dining Hall for all midday meals. Since Duncan is "just another" Dining Services facility during the midday meal, cadets may sit where and with whom they choose. Cadets may bring guests according to Dining Services rules.
 - k. The uniform for chow corresponds to the uniform of the day and can be modified by the Corps Commander.
 - (1) Corps and ROTC special unit uniforms will be established by the respective unit commander as authorized by the Corps Deputy Commander. Leaders of these special groups are responsible for allowing time for uniform change prior to chow.
 - (2) The Corps/Unit athletic uniform is acceptable for lunch and will consist of sweats (as required, if sweatpants are worn so must a sweatshirt be worn), the issued Corps/Unit PT uniform (shirt tucked in), along with athletic shoes and socks.
 - (3) Cadets will attend breakfast on Monday morning in the UOD. Uniform for breakfast on Tuesday-Friday mornings can be UOD or Corps/unit athletic uniform depending on the morning activity conducted. Cadets in extremely soiled/muddy gear must change clothes prior to coming to breakfast.

- (4) Cadets will attend all evening formations in the UOD. Afternoon activity must conclude by 1800 (if not before) to allow cadets time to change to the UOD.
- (5) Cadets engaged in a scheduled intramural or outfit activity immediately before or after evening chow may wear the Corps or Unit athletic uniform.
- (6) Cadets in excessively wet or soiled uniforms will not enter Duncan and will be directed to leave if their uniform is not appropriate for Duncan Dining Hall. Dining Services employees will normally coordinate this direction through the appropriate cadet commander.
- (7) Cadets with medical conditions which prevent the wear of the uniform may wear the Corps athletic uniform.
- (8) Cadets who are out of uniform will not be allowed in Duncan Dining Hall without military letter authorization.
- (9) Appropriate civilian clothing is authorized for evening meal on Friday and all weekend meals at Sbisa Dining Hall and Commons Dining Center.

2. DINING SERVICES AUTHORITY

Dining services employees (cadets or civilians) have authority over dining services operations. Cadet leadership will be responsible for coordinating cadet conduct in the dining halls so the cadet procedures do not violate Dining Services procedures. The Assistant Commandant of Operations will assist in this coordination to ensure necessary cadet activities are included in Dining Service procedures. All cadets will cooperate with Dining Service employees in the execution of their duties. Problems involving Dining Services employees should be immediately referred to the Corps Logistics Officer, Corps Logistics Sergeant, or member of the Commandant's Staff.

3. DUNCAN DINING HALL PROCEDURES

- a. Table Arrangement. All tables will be separated so cadets eat at a nine-person table (four cadets on each side and a junior or senior on the end). Any table re-arrangement will be done by Duncan staff.
- b. Table Assignment. Each semester, tables will be assigned to units and each unit will designate assigned seating for all morning and evening meals. Unit commanders may allow temporary seating to replace a missing white belt at a table or make permanent changes to adjust for cadets who have left the unit. A white belt cadet will be assigned to each table with the responsibility to supervise the cadets at that table. The remaining seven/eight cadets will be a mix of cadets from all classes.
- c. Timing. A moment of reflection or prayer is conducted after all units enter Duncan but will not wait for everyone to be seated. Announcements may be made immediately following. Completion of announcements will not mark the beginning of consolidation or required departure time for any cadets (e.g., sophomores will not perform a mass exodus). When "ATTENTION" is called for the announcements, cadets not seated will quietly listen to the announcements and may continue their actions if it does not interfere with listening to the announcements. Seated cadets will not slam down their elbows on the tables when "ATTENTION" is called.
- d. Consolidation. Consolidation of trays and dinnerware will be accomplished at each table after all cadets have finished their meal. Fish will consolidate trays at their tables and other unit tables as appropriate. Fish will complete consolidation in a timely manner and will not delay

their departure from Duncan to consolidate upperclass cadets' trays. If no fish are present, upperclassmen will consolidate their own trays. Consolidation will be a clean and orderly process, no more than four trays at a time, accomplished at a pace consistent with good order and discipline to minimize the possibility of spilling food or damaging dishes.

- (1) Food from plates and trash will be consolidated onto one tray.
- (2) Plates, glasses, and silverware will be consolidated on separate trays.
- (3) Do not over-stack items on trays to the extent they may fall off on the way to or inside the accumulator.

e. Conduct

(1) Responsibilities

- (a) The environment in Duncan Dining Hall must be one in which cadets are proud to bring a distinguished guest at any time and know that the guest will receive dignified hospitality. This type of hospitality is not obtained except by the sincere cooperation of all cadets.
- (b) Outfit commanders have the responsibility to ensure all cadets in their charge are well-nourished and the procedures outlined in this document are enforced. Commanders must not hesitate to step in and exert positive and direct control if the situation dictates.
- (c) The senior cadet present at a table will serve as the table leader. The table leader presides over and maintains order during meals. The table leader sets the pace for cadets and will look after the welfare of the cadets dining with him/her.

(2) Customs and Etiquette

- (a) Duncan Dining Hall is a cadet's dining room away from home. It is a place where cadets may gather with their fellow cadets for moments of relaxation, discussion of the day's challenges, and a meal. Whatever the event, it is a place where cadets must conduct themselves within the ordinary rules of propriety, common sense, and good manners, in addition to observing established rules of etiquette.

(b) Duncan Dining Hall Etiquette

1. Uniform. The uniform of the day will be worn in Duncan Dining Hall except on formal occasions. The cadet PT uniform is authorized for breakfast and lunch.
2. Entry. All cadets will walk in Duncan Dining Hall. Cadets will take no more than one tray (if available), one set of silverware, and two glasses upon entering Duncan Dining Hall. Cadets will not be required to set the table for other cadets.
3. Serving. All cadets will select the food they wish to eat for their meal and promptly report to their assigned table.
4. Seating. The table leader sits at the head of the table. Cadets are seated at the right and left of the leader in order of seniority.
5. Common Courtesies

- a. The table leader should be punctual for commencement of meals. In the event the table leader is delayed he/she should inform the next senior cadet to proceed with the meal.
 - b. Cadets should arrive at the table in time to be seated when the table leader sits down. Cadets will not sit down to meals before the table leader takes his/her seat. If cadets are late for the meal, they should request permission to join the meal from the senior cadet at the table.
 - c. The table leader should make any announcements and lead the discussion at the table. Cadets will ask permission from the table leader to speak to other cadets at the table.
 - d. Table leaders will promote conviviality and a cheerful atmosphere at the table. This does not mean boisterous conduct, but rather contributing to the conversation. A cheerful atmosphere cultivates good will among cadets and guests.
 - e. It is not polite to rapidly eat and leave the table precipitately. If a cadet must leave the table before the meal is over, the cadet will request to be excused by the table leader.
 - f. Cadets will observe good table manners as a matter of course. There is nothing that will compensate for bad table manners. The table leader will privately counsel those whose deportment brings down the tone of the meal.
 - g. Cadets will request permission to be excused from the table leader.
 - h. Cadets may excuse themselves to use the restroom, as necessary.
6. Thoughtful Habits
- a. Cadets will always remove their covers upon entering Duncan Dining Hall.
 - b. Cadets will not appear in the Duncan Dining Hall out of uniform without permission from a proper authority.
 - c. Cadets will pick up any dropped items and will notify Duncan employees of the need to clean up any food or liquid spills.
 - d. Cadets will not be boisterous or noisy in Duncan Dining Hall. It is the dining room for all cadets and their rights and privileges must be respected. Consideration of others is one of the basic elements of gentlemanly and ladylike conduct. Cadets will show consideration for their fellow cadets.
 - e. Remember that obscenity, vulgarity, and off-color tales do not belong in a cadet's conversation at any time, especially at meals.
 - f. The senior cadets will set the proper example of manners, consideration of others, and the tone of conversational decorum.
 - g. Unkind and unfavorable comments about other cadets and opinions about seniors are not appropriate.
 - h. Cadets will recognize when guests are present and converse with them appropriately, especially if seated beside them. Engaging them in polite

conversation, if the opportunity presents itself, will be appreciated by the guests and their host. All matters under discussion should be in keeping with good taste and not cause embarrassment by discussing personalities, items or persons with which guests are obviously unfamiliar and/or in which they are not interested.

(3) Place Setting

For meals, the place service usually consists of a serving plate, a fork, a knife, a spoon, and a drinking glass. The main plate will be placed centered on the chair. The fork will be placed to the left of the plate, with the tines facing away from the chair. The knife will be placed to the right of the plate, with the cutting edge facing the plate. The spoon will be placed to the right of the knife. The drinking glass will be placed to the right of the plate, just beyond the point of the knife. A folded napkin may be placed to the left of the fork. The napkin may be placed in the lap after sitting.

CHAPTER 34: PHYSICAL FITNESS POLICY

1. GENERAL

Physical fitness is a key aspect of overall wellness, along with proper nutrition, hydration, mental health, and rest. The Corps Physical Fitness Programs help promote a healthy lifestyle of nutrition, fitness, and mental/physical well-being while ensuring all cadets project a professional appearance in uniform. The Corps Physical Fitness program is designed to improve and maintain the overall level of physical fitness, including strength, endurance, and flexibility of every cadet and to ensure all cadets pass the required Corps Physical Fitness Test (PFT) and meet the weight/body fat percentage standards.

2. PHYSICAL FITNESS PLANNING

- a. Commanders will create and execute safe and effective physical fitness programs comprised of a mixture of aerobic and anaerobic exercises and team activities.
- b. Risk Assessment. Each commander must include risk management as a necessary step prior to conducting physical fitness activities. Commanders will modify or cancel the activity based on the seriousness of risk and probability of occurrence.
- c. The following off-limits locations apply to both Main and West Campus:
 - (1) University monuments
 - (2) Fountains, ponds, or other water features
 - (3) University parking garages, offices, and classroom buildings
 - (4) Locations where terrain features, vehicle or pedestrian traffic, ongoing construction, or poor lighting pose a hazard
 - (5) University golf course (except for running on the perimeter sidewalk)
 - (6) Crossing FM 2818 and Wellborn Rd on foot (under-road tunnels are authorized)
- d. Unit and Individual Physical Fitness Activities. Cadets and all Corps/Special Units (including ROTC Special Units) will adhere to the following when conducting physical fitness activities.
 - (1) Unit physical fitness activities are authorized only on the university campus, as defined:
 - (a) Area bounded by George Bush Drive, Texas Avenue, University Drive and Harvey Mitchell Parkway (FM 2818). All running within this area will be conducted on sidewalks or grassy areas. Units will only cross roads using a crosswalk and must obey traffic lights. Road guards are required.
 - (b) Campus property west of FM 2818. Prior to conducting any physical fitness activities west of FM 2818, unit commanders will gain approval from the respective Operations Advisor.
 - (2) Jodies. Units may sing jodies while running or marching; however, units will neither perform jodies nor make loud noises in the vicinity (150 meters) of non-cadet dormitories prior to 0800. All jodies must be in good taste. Jodies will not include profanity, ethnic or gender slurs, terms, themes, or connotations. Jodies will not include explicit or implicit sexual terms, themes, or connotations.

e. Safety

- (1) Cadets will wear reflective belts or vests while participating in individual or unit physical training off the Quad during periods of reduced visibility.
- (2) Cadets will carry water for personal use.
- (3) Leaders will carry cell phones during physical training to call for medical assistance, if necessary, and to contact other outfit members if the outfit is separated.
- (4) Cadets conducting training at facilities west of FM 2818 will only access training areas by vehicle.

f. Weather

- (1) Heat. Cadets will consider the heat category and flag status prior to conducting physical training and will adjust their activities appropriately. The current flag condition is posted on cadets.tamu.edu. It is a cadet responsibility to eat and to hydrate properly prior to engaging in physical activities. Forced hydration of cadets is not authorized and is considered hazing and could lead to serious medical issues, even death.
- (2) Inclement Weather. All outdoor activities will be cancelled in the event of lightning in the area or temperatures below 32°F accompanied by precipitation.

3. MEDICAL AND PHYSICAL LIMITATIONS

- a. All cadets will participate in physical training activities to the extent possible and permitted by a medical professional. Temporarily injured or ailing cadets will exercise within the parameters of their medical constraints. Cadet leaders may release cadets from physical training for sickness, injury, or justified academic reasons.
- b. Cadets with permanent or long-term physical limitations will participate to the extent possible and permitted by a medical professional. Cadets needing physical therapy or rehabilitation will report to the ATR for evaluation and consultation. Cadets physically unable to participate in unit training activities will work with their cadet leadership and Operations Advisor to develop an alternative plan to remain an active and contributing member of the unit.

4. CORPS TRAINING FACILITIES

- a. The Obstacle Course, Stamina Course, Leadership Reaction Course, and Grenade Course, all located near Easterwood Field at the intersection of George Bush Drive and Harvey Mitchell Parkway (FM 2818), are maintained by the Office of the Commandant. The courses are designed to develop leadership, physical fitness, agility, stamina, and confidence. Use of these facilities requires coordination and scheduling per the Cadet Training Standard Operating Procedure.
- b. The following guidelines apply for the safe and efficient use of the course:
 - (1) Safety is paramount. Serious personal injury is likely if inappropriate procedures are introduced or allowed. The courses will not be used for corrective physical training. Leadership by example is expected of all leaders who use the courses.
 - (2) Units must have at least a Military Advisor or Operations Advisor and an experienced junior or senior cadet to instruct and supervise the running of the courses. The Cadet

Supervisor must undergo a briefing by the Military Advisor or Operations Advisor and be specifically designated.

- (3) A safety vehicle (privately owned vehicle is acceptable) must be present at the course.
- (4) All cadets will bring adequate water for personal use. Unit leaders will provide sufficient water to replenish personal water supplies.
- (5) No alcoholic beverages or glass containers are permitted on the courses.
- (6) No vehicles (personal, state, military) are to be driven off road except in medical emergencies. Park only in the designated parking area so emergency vehicles can enter and exit.
- (7) Fighting holes and open fires are prohibited.
- (8) Destruction or altering of the course in any way is prohibited.
- (9) Units and groups of individuals using the courses will ensure positive communications (cell phone) to call for medical assistance if needed.

5. UNIVERSITY FACILITIES

- a. Use of the following facilities requires coordination and scheduling per the Cadet Training Standard Operating Procedure:
 - (1) Pools at the Student Recreation Center (REC)
 - (2) Kyle Field Ramps

CHAPTER 35: PHYSICAL FITNESS TEST

1. CORPS PHYSICAL FITNESS TEST

- a. As a senior military college, the Texas A&M Corps of Cadets requires all cadets to achieve physical fitness standards during the fall and spring semesters. First year cadets must achieve these standards by the end of the spring semester.
- b. Fall semester: Cadets currently contracted or actively seeking a contract through an ROTC will take their service branch PFT. All D&C cadets (not contracted or seeking through ROTC) will take the Corps PFT.
- c. Spring semester: Cadets currently contracted or actively seeking a contract through an ROTC will take their service branch PFT. All cadets regardless of ROTC contract status will take the Corps PFT as part of Cadet Challenge.
- d. The Corps Physical Fitness Test (PFT) is a measurement of cardiovascular and muscular fitness. It consists of push-ups, planks, and a 1.5-mile run.
- e. Cadets must achieve the following standards to pass the Corps Physical Fitness Test:

Exercise	Male	Female
Push-Ups (2 min.)	42	19
Planks	1:03	1:03
1.5-Mile Run	13:15	15:45

- f. Cadets will conduct a diagnostic Corps PFT early in the fall semester. The purpose of this PFT is to identify areas for improvements and to identify cadets who may need assistance with physical training and/or nutrition. Towards the end of the fall semester, all D&C cadets (not contracted or seeking through ROTC) will take the Corps PFT, and these scores will be entered into the Cadet Management System (CMS) as a part of the cadet's performance record. During the spring semester, all cadets regardless of ROTC contract status will take the Spring Corps PFT, and these scores will be entered into the CMS as a part of the cadet's performance record and used for award points. Scoring for PFT events is contained in Appendix A.
- g. To retain membership in the Corps Cadets, cadets currently contracted or actively seeking a contract through an ROTC must pass their service branch PFT each semester and all D&C cadets (not contracted or seeking through ROTC) must pass the Corps PFT each semester. First year cadets have until the end of the academic year to meet the PFT and weight/body fat standards. Contracted/seeking cadets who fail their service branch ROTC PFT may take the Corps PFT as a means to retain Corps membership.
 - (1) Cadets who fail to meet their service branch ROTC or Corps PFT requirements will be dismissed from the Corps at the end of the semester in which they failed the PFT. They will be given an opportunity to pass the PFT prior to the start of the next Corps semester. Cadets who pass the PFT at that time will be re-admitted to the Corps; Corps dismissal will remain in effect for cadets who fail the re-test.

- (2) Seniors who fail to meet PFT requirements during the spring semester will not be eligible to march Final Review.
- (3) Cadets who demonstrate significant progress toward achieving physical fitness standards may be retained in the Corps of Cadets at the Commandant's discretion.
- h. Commandant's Staff members may test cadets at any time.
- i. Corps PFT scores will be calculated using the [Physical Fitness Test Scoring Table](#).

2. CORPS PFT EXCEPTIONS

- a. Cadets unable to complete Corps PFT due to a medical condition will provide their Operations Advisor a [Physical Fitness Test Excusal Form](#) with a doctor's note no later than 72 hours prior to a scheduled test. Only CTOs will determine if cadets are exempt from elements of the test or may offer a walk test in lieu of the 1.5-mile run. Cadets must complete a partial PFT unless their medical condition precludes all activity.
- b. Only Operations Advisors will enter a PFT excusal or partial score into CMS. Operations Advisors will enter a note into CMS that details the reason for the exemption without compromising the cadet's private medical information.
- c. Cadets who use a medical excuse to exempt their participation in two consecutive PFTs will be evaluated for continued membership in the Corps of Cadets.
- d. Corps Walk Test
 - (1) Administer the Walk Test when:
 - (a) Medical excuse from a qualified medical provider is provided stating the run event is not to be executed. The medical excuse must state when the restriction will begin and estimate when it will end.
 - (b) Evidence of a very recent injury from which cadet is recovering.
 - (c) Evidence of an ongoing rehabilitation of prior injury/surgery which precludes participation in the run.
 - (2) Distance. 2.5-mile course over flat surfaces, comparable to that used for the run test.
 - (3) Equipment. Stopwatch, scorecard to record time, appropriate footwear for cadets walking the test. Cadets may be paced by another individual but may not be physically aided in passing the test in any way.
 - (4) Personnel. At least one scorer for each three cadets testing; Operations Advisor supervision required.
 - (5) Performance Standards. Cadets must complete the course layout in the allotted amount of time to receive a passing score. One foot must be in contact with the ground at all times when executing the walk test. If cadets break into a running stride at any time, their performance in the event will be terminated and they will receive a failing score.

(6) Test Standards:

Sex	Maximum Passing Time
Male	38:00
Female	41:25

PHYSICAL FITNESS TEST SCORING TABLE

Male Cadet Score Calculation			Points	Female Cadet Score Calculation		
Push-Ups	Plank	1.5-mile Run		1.5-mile Run	Plank	Push-Ups
71	4:20 & above	8:50 & below	100	10:00 & below	4:20 & above	42
70	4:17-4:19	8:51-8:52	99	10:01-10:02	4:17-4:19	41
	4:14-4:16	8:53-8:56	98	10:03-10:06	4:14-4:16	
69	4:11-4:13	8:57-9:00	97	10:07-10:10	4:11-4:13	40
68	4:07-4:10	9:01-9:04	96	10:11-10:14	4:07-4:10	39
	4:04-4:06	9:05-9:08	95	10:15-10:18	4:04-4:06	
67	4:01-4:03	9:09-9:10	94	10:19-10:20	4:01-4:03	
66	3:58-4:00	9:11-9:14	93	10:21-10:24	3:58-4:00	38
65	3:54-3:57	9:15-9:18	92	10:25-10:28	3:54-3:57	37
	3:51-3:53	9:19-9:22	91	10:29-10:32	3:51-3:53	
64	3:48-3:50	9:23-9:26	90	10:33-10:36	3:48-3:50	36
63	3:44-3:47	9:27-9:28	89	10:37-10:38	3:44-3:47	
62	3:41-3:43	9:29-9:32	88	10:39-10:42	3:41-3:43	35
	3:38-3:40	9:33-9:36	87	10:43-10:46	3:38-3:40	
61	3:35-3:37	9:37-9:40	86	10:47-10:51	3:35-3:37	34
60	3:31-3:34	9:41-9:44	85	10:52-10:59	3:31-3:34	33
	3:28-3:30	9:45-9:46	84	11:00-11:03	3:28-3:30	
59	3:25-3:27	9:47-9:50	83	11:04-11:11	3:25-3:27	32
58	3:21-3:24	9:51-9:54	82	11:12-11:19	3:21-3:24	
57	3:18-3:20	9:55-9:58	81	11:20-11:27	3:18-3:20	31
	3:15-3:17	9:59-10:02	80	11:28-11:35	3:15-3:17	
56	3:12-3:14	10:03-10:04	79	11:36-11:39	3:12-3:14	30
55	3:08-3:11	10:05-10:10	78	11:40-11:47	3:08-3:11	29
54	3:05-3:07	10:11-10:18	77	11:48-11:57	3:05-3:07	28
	3:02-3:04	10:19-10:26	76	11:58-12:09	3:02-3:04	
53	2:58-3:01	10:27-10:34	75	12:10-12:21	2:58-3:01	27
52	2:55-2:57	10:35-10:38	74	12:22-12:27	2:55-2:57	26
	2:52-2:54	10:39-10:46	73	12:28-12:39	2:52-2:54	
51	2:49-2:51	10:47-10:54	72	12:40-12:51	2:49-2:51	25
	2:45-2:48	10:55-11:02	71	12:52-13:03	2:45-2:48	
50	2:42-2:44	11:03-11:10	70	13:04-13:15	2:42-2:44	24
	2:39-2:41	11:11-11:14	69	13:16-13:21	2:39-2:41	
49	2:35-2:38	11:15-11:22	68	13:22-13:33	2:35-2:38	23
	2:32-2:34	11:23-11:30	67	13:34-13:45	2:32-2:34	
48	2:29-2:31	11:31-11:38	66	13:46-13:57	2:29-2:31	22
47	2:26-2:28	11:39-11:47	65	13:58-14:09	2:26-2:28	
46	2:22-2:25	11:48-11:52	64	14:10-14:15	2:22-2:25	21
45	2:19-2:21	11:53-12:02	63	14:16-14:27	2:19-2:21	
44	2:16-2:18	12:03-12:12	62	14:28-14:39	2:16-2:18	20
43	2:12-2:15	12:13-12:22	61	14:40-14:51	2:12-2:15	
42	2:09-2:11	12:23-12:30	60	14:52-15:00	2:09-2:11	19
	2:06-2:08		59		2:06-2:08	
	2:03-2:05		58		2:03-2:05	18
40	1:59-2:02	12:31-12:39	57	15:01-15:09	1:59-2:02	17
39	1:56-1:58		56		1:56-1:58	
	1:53-1:55	12:40-12:45	55	15:10-15:15	1:53-1:55	16
38	1:49-1:52		54		1:49-1:52	

Male Cadet Score Calculation				Female Cadet Score Calculation		
Push-Ups	Plank	1.5-mile Run	Points	1.5-mile Run	Plank	Push-Ups
37	1:46-1:48	12:46-12:51	53	15:16-15:21	1:46-1:48	15
36	1:43-1:45		52		1:43-1:45	
	1:40-1:42	12:52-12:57	51	15:22-15:27	1:40-1:42	14
35	1:36-1:39		50		1:36-1:39	13
34	1:33-1:35	12:58-13:00	49	15:28-15:30	1:33-1:35	
33	1:30-1:32		48		1:30-1:32	12
	1:26-1:29	13:01-13:07	47	15:31-15:37	1:26-1:29	
32	1:23-1:25		46		1:23-1:25	11
31	1:20-1:22	13:08-13:15	45	15:38-15:45	1:20-1:22	
	1:17-1:19		44		1:17-1:19	10
30	1:13-1:16		43		1:13-1:16	9
29	1:10-1:12	13:16-13:20	42	15:46-15:51	1:10-1:12	
28	1:07-1:09		41		1:07-1:09	8
	1:03-1:06	13:21-13:25	40	15:52-15:57	1:03-1:06	
27			39			7
26		13:26-13:30	38	15:58-16:03		
25			37			6
24		13:31-13:35	36	16:04-16:09		5
23			35			
22		13:36-13:40	34	16:10-16:15		4
21		13:41-13:45	33	16:16-16:20		3
20		13:46-13:50	32	16:21-16:25		
19		13:51-13:55	31	16:26-16:30		2
18		13:56-14:00	30	16:31-16:40		1
17 & below	1:02 & below	14:01 & above	0	16:41 & above	1:02 & below	0

Minimum Male PFT Scores				Minimum Female PFT Scores		
Push-Ups	Plank	1.5-mile Run	Total Points	1.5-mile Run	Plank	Push-Ups
42 (60 pts)	1:03 (40 pts)	13:15 (45 pts)	145	15:45 (45 pts)	1:03 (40 pts)	19 (60 pts)

PHYSICAL FITNESS TEST EXCUSAL FORM

Name: _____ Class: _____ Outfit: _____

Scheduled PFT date: _____

Indicate which components of the PFT you cannot complete:

- Push-ups
- Planks
- 1.5-mile run

Brief explanation: _____

(Must attach current physician/ATR documentation listing restrictions and inclusive dates)

Cadet Signature: _____ Date: _____

Unit Commander Notes

CO Signature: _____ Date: _____

CTO Notes

Exempted Components: Push-ups Planks 1.5-mile run

Is 2.5-mile walk test authorized? Yes No

Operations Advisor Signature: _____ Date: _____

CHAPTER 36: WEIGHT MANAGEMENT

1. POLICY

- a. As members of a senior military college, all cadets will maintain appropriate weight standards to present a proper appearance in uniform.
- b. Cadets currently contracted or actively seeking a contract through an ROTC will have their height/weight measured by their service branch ROTC. All D&C cadets (not contracted or seeking through an ROTC) will have their height/weight measured by their major unit operations advisor.
- c. D&C cadets (not contracted or seeking through ROTC) will conduct a Corps diagnostic height/weight (body fat, as required) measurement early in the fall semester. The purpose of this measurement is to identify cadets who may need assistance with weight management and/or nutrition. During both the fall and spring semesters, D&C cadets (not contracted or seeking through ROTC) will take a Corps height/weight measurement, and these scores will be entered into the CMS as a part of the cadets' performance record.
- d. Additional height/weight checks may be completed at any time cadet leadership or Commandant's Staff deem necessary.

2. PROCEDURES

- a. Height/weight checks will be conducted with the cadet in PT gear, socks, and no shoes.
- b. Compliance will be determined using the [Corps Height and Weight Standards](#).
- c. Cadets not meeting the weight standard must be measured for body fat. Body composition evaluations will be estimated using the circumference-based method conducted by Office of the Commandant staff personnel. Female staff members will measure female cadets. All measurements are taken on the bare skin, except for the female hip measurement. Without causing indention, the tape will be applied to the skin with sufficient tension to hold it in place as a measurement is read. Measurements will be taken three times. The lowest measurement obtained will be utilized/recorded.
 - (1) Males. Circumference measurements are taken along the neck and abdomen. Measure the neck by placing the edge of the tape flush with the bottom of larynx and perpendicular to the long axis of the neck. The cadet being measured looks forward with shoulders down (not hunched). Round up to the nearest ½ inch. Measure the abdominal circumference against the skin at the navel, level and parallel to the deck. Arms are straight and relaxed at the sides. Take the measurement at the end of normal, relaxed exhalation. Round down to nearest ½ inch.
 - (2) Females. Circumference measurements are taken along the neck, waist, and hips. Measure the neck by placing the edge of the tape flush with the bottom of larynx and perpendicular to the long axis of the neck. The cadet being measured looks forward with shoulders down (not hunched). Round up to the nearest ½ inch. Measure the natural waist circumference against the skin at the point of minimal abdominal circumference, usually located about halfway between the navel and the lower end of the sternum (breastbone). Ensure the tape is level and parallel to the deck. Arms are straight and

relaxed at the sides. Take the measurement at the end of normal, relaxed exhalation. Round down to nearest ½ inch. Measure the hip circumference while facing the cadet's right side by placing the tape around the hips so that it passes over the greatest protrusion of the buttocks as viewed from the side. Ensure the tape is level and parallel to the deck. Apply sufficient tension on the tape to minimize the effect of clothing. Round down to nearest ½ inch.

- (3) Record all measurements in CMS. The built-in calculator will determine the body fat composition percentage.
- d. Body fat taping will be completed within 24 hours of failing height/weight check. Data will be entered in CMS within 24 hours of completion of weight/body fat measurements.
 - e. Body fat limits are 25% for males and 32% for females.
 - f. All cadets must pass the Corps weight standard each semester to retain membership in the Corps. Traditional freshman cadets have until the end of the academic year to meet the weight/body fat standards.
 - (1) Cadets who fail to meet Corps weight/body fat requirements will be dismissed from the Corps at the end of the semester in which they failed the weight/body fat measurement. They will be given an opportunity to pass the measurement prior to the start of the next Corps semester. Cadets who pass the measurement at that time will be re-admitted to the Corps; Corps dismissal will remain in effect for cadets who fail the measurement.
 - (2) Seniors who fail to meet Corps weight/body fat requirements during the spring semester will not be eligible to march Final Review.
 - (3) Cadets who demonstrate significant progress toward achieving weight/body fat standards may be retained in the Corps of Cadets at the Commandant's discretion.

CORPS HEIGHT AND WEIGHT STANDARDS

HEIGHT (inches)	MAXIMUM WEIGHT ALLOWED (pounds)	
	Male	Female
55	143	125
56	145	129
57	147	132
58	149	135
59	151	139
60	153	142
61	155	145
62	158	149
63	160	152
64	164	156
65	169	160
66	174	163
67	179	167
68	184	170
69	189	174
70	194	177
71	199	181
72	205	185
73	211	188
74	218	194
75	224	199
76	230	205
77	236	210
78	242	215
79	248	221
80	254	226
81	260	231
82	266	236
83	272	241

MAXIMUM BODY FAT % ALLOWED

MALE = 25% FEMALE = 32%

NOTE: MEASURED IAW PROCEDURES IN THE STANDARD

CHAPTER 37: PHYSICAL FITNESS REMEDIATION

1. POLICY

Invariably, some cadets will not meet the standards for physical fitness and weight management. Leaders must ensure these cadets have opportunities to develop and to meet established standards.

- a. Major Units will establish and execute a Remedial PT plan that operates independent of individual unit PT plans. The plan will incorporate elements of proper nutrition and aerobic/anaerobic activities to help cadets improve their fitness level to meet Corps physical fitness standards.
- b. Major Units will contact the Student Health Center for cadets requiring a nutrition briefing.
- c. Major Units will conduct biweekly (every two weeks) Corps PFTs and Height/Weight checks for cadets participating in Remedial PT and Weight Management.

2. REMEDIAL PHYSICAL TRAINING

Cadets who do not meet physical fitness standards will be considered for Remedial PT by the unit commander and the CTO. Freshman cadets will not be considered for Remedial PT until the conclusion of their first semester in the Corps.

- a. Cadets assigned to Remedial PT will complete the following:
 - (1) Participate in all Remedial PT sessions conducted by the Major Unit.
 - (2) Complete biweekly (every two weeks) Corps PFTs and height/weight/body fat checks.
- b. Participating cadets will remain on Remedial PT until they pass two consecutive bi-weekly PFTs.

3. REMEDIAL WEIGHT MANAGEMENT

Cadets who do not meet weight/body fat standards at any time during the semester will be considered for Weight Management by the unit commander and the Operations Advisor. Freshman cadets will not be considered for Weight Management until the conclusion of their first semester in the Corps.

- a. Cadets assigned to Weight Management will complete the following:
 - (1) Attend a nutrition briefing conducted by the Student Health Center and coordinated through the Major Unit.
 - (2) Participate in the respective Major Unit's Remedial PT sessions.
 - (3) Complete biweekly (every two weeks) height/weight/body fat checks.
- b. Participating cadets will remain on Weight Management until they pass two consecutive bi-weekly height/weight checks.

4. PHYSICAL/MILITARY APPEARANCE

In some cases, a cadet may meet the physical fitness and weight/body fat standards but still display a poor appearance in uniform due to body composition.

- a. Unit commanders will identify to their respective Operations Advisor any cadets in their unit who may be candidates for the Physical/Military Appearance program. Commanders will conduct a Class B uniform inspection of the subject cadet in the presence of the Operations Advisor to determine if a uniform refit is required. If the uniform is determined to fit properly, the Operations Advisor will decide if assignment to the Physical/Military Appearance program is appropriate.
- b. The Operations Advisor, in consultation with medical and nutritional advisors, will formulate a plan to improve the cadet's appearance and weight to present a suitable appearance in uniform.
- c. Operations Advisor will remove cadets from the Physical/Military Appearance program once the cadet presents a suitable physical/military appearance in the cadet uniform.
- d. Cadets formally assigned to the Physical/Military Appearance program who fail to improve their appearance during the span of a semester will be considered for dismissal from the Corps.

CHAPTER 38: INTRAMURAL PROGRAM AND FLAG AWARDS

1. ADMINISTRATION

- a. The governing document for the intramural sports program is the Intramural Sports Handbook, which can be found at <http://recsports.tamu.edu/programs/intramurals/> along with other important information including schedules and a link to online team registration.
- b. The Corps of Cadets pays for each unit to have up to three teams compete in each of the Corps-sponsored intramural sports (e.g., Corps A Team, Corps B Team, and fish Team). The sponsored sports include flag football, softball, basketball, soccer, and swimming.
- c. If a unit chooses to sign up more than three teams for a sponsored sport, or to participate in a non-sponsored intramural sport or event, the unit is responsible for paying the entry fee for the additional team(s).
- d. Corps fish intramural games are scheduled during times that do not conflict with Evening Study Time (EST) unless an exception is approved by the Office of the Commandant.
- e. Questions about the intramural program may be directed to the Department of Recreational Sports Intramural Office, room 114 Student Recreation Center, 979-862-1884, im@rec.tamu.edu.

2. ATHLETIC OFFICER RESPONSIBILITIES

- a. Attend scheduled meetings with Rec Sports officials to stay informed about the program.
- b. Keep the commander and unit informed about the intramural program and schedule throughout the school year.
- c. Ensure the unit's teams are registered on time for intramural sports.
- d. Ensure the unit's teams show up on time to compete in scheduled games and meets.
- e. Be familiar with the point system for determining the award winners, as outlined in the *Intramural Sports Handbook*.

3. INTRAMURAL FLAG AWARDS

The Penberthy-Tischler Flag, the Corps Flag, and the Freshman Flag were established to recognize the outstanding intramural achievement of a company, squadron, or battery. The flags are awarded at the end of the year and carried by the winning unit for Second Pass at Final Review:

- a. The Penberthy-Tischler Flag recognizes the best overall sports outfit. The Penberthy-Tischler Flag is named for W. L. Penberthy, Father of the Intramural Program at Texas A&M and later Dean of Students; and Carl Tischler, distinguished professor of Kinesiology.
- b. The Corps flag recognizes the unit which accrues the greatest number of points in upper-class intramural competition.
- c. The Freshman Flag recognizes the unit which accrues the greatest number of freshman intramural points.

4. CRITERIA

The competition in each division will consist of a total of eight intramural sports (4 major and 4 minor sports) equally divided between the fall and spring semesters. Points awarded per athletic contest will be in accordance with rules and regulations published by the Department of Recreational Sports.

5. PROCEDURES

- a. Rankings for intramural standings are compiled by the Department of Recreational Sports. Intramural flag competition will commence with the beginning of the fall semester and will end 2 weeks prior to Parent's Weekend. The specific date each year will be determined by the Department of Recreational Sports and the Office of the Commandant.
- b. All male units compete in:
 - (1) Both Corps Leagues (A and B)
 - (2) Freshman League
- c. Integrated units compete in either:
 - (1) Corps League (A)
 - (2) Corps League (B)
 - (3) Co-Rec League
 - (4) Women's Residence Hall league
- d. Co-Rec League standings will substitute for freshman standings in the determination of the overall standings if these standings are the highest point total and only if the unit used ONLY Corps members to make up the team.
 - (1) Corps League points will be weighted twice that of the Freshman or Co-Rec League standings.
 - (2) Delta Company standing is determined as follows:
 - (a) Determine upper class competition standings.
 - (b) Determine the number of points for an equivalent standing among the freshman by subtracting 1 point from the next higher ranked freshman team.
 - (3) Specific details in determination of intramural standings are published by the Department of Recreational Sports.

CHAPTER 39: INTRODUCTION TO DRILL AND CEREMONIES

1. PURPOSE OF DRILL

Commanders use close order drill to instill habits of discipline that ultimately translate into the leadership development of each cadet as they pursue their personal and professional endeavors. The purposes of conducting close drill include:

- a. Moving units from one place to another in a consistent and orderly manner.
- b. Teaching discipline by instilling habits of precision and automatic response to orders.
- c. Increasing confidence of cadet officers and noncommissioned officers (NCO) through the exercise of command, by giving of proper commands and directing cadets.

2. PURPOSE OF FORMATIONS

Ultimately, the importance of formation is two-fold: to acquire personnel accountability across the Quad and to pay respect to the colors. Formations may also be used for the following:

- a. Maintain control and accountability of personnel.
- b. Pass on information.
- c. Develop command presence in unit leaders.
- d. Instill and maintain high standards of military bearing and appearance.
- e. Provide opportunities to inspect the appearance and readiness of personnel.
- f. Build cohesion and esprit de corps.

3. DRILL INSTRUCTION

Every cadet (regardless of class) must be proficient in drill and able to execute all drill movements with precision upon command.

- a. Upperclassmen must be able to teach drill in a proficient and understandable manner.
- b. Having a thorough knowledge of each drill movement and the associated commands along with developing the proper command voice is key to effective drill instruction. Each respective service drill manual specifically addresses commands, command voice and individual drill instruction.
- c. A common rule of thumb when executing drill instruction is to use the "By the numbers" approach. This technique is addressed in all drill manuals.

4. RESPONSIBILITY

- a. Commanders are responsible for implementing the associated service drill manual within their unit for daily formations, training events, and unit runs. The purpose of utilizing the service drill manuals is to support the ROTC programs in preparing cadets for summer programs and military duty upon commissioning. Unit commanders will seek drill expertise from their respective ROTC cadre and identify subject matter experts at the cadet officer and NCO level to ensure each unit is properly trained in drill.

- b. For March-ins, parades, and reviews certain drill movements will differ from the military service drill manuals. See [MARCHING GRADE/INSPECTION CRITERIA](#) to ensure standardization when the Corps is on parade.

5. SOURCE REFERENCES

All units will reference their associated military service drill and ceremonies manuals.

- a. Brigade: [TC 3-21.5 Drill and Ceremonies](#) (May 2021)
- b. Regiment: [MCO 5060.20 Marine Corps Drill and Ceremonies Manual](#) (15 May 2019)
- c. Wing: [DAFPAM 34-1203 Drill and Ceremonies](#) (13 September 2022)

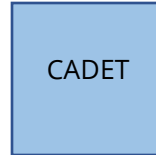
CHAPTER 40: DAILY DRILL AND FORMATIONS

1. INTRODUCTION

For morning and evening formations all units will form up in platoon/flight line formation in accordance with their respective associated service's drill manual. Commanders will maintain platoon/flight, squad, and team integrity. Reference the following illustrations for proper formation alignment. Ensure specific spacing as identified in the appropriate drill manual.

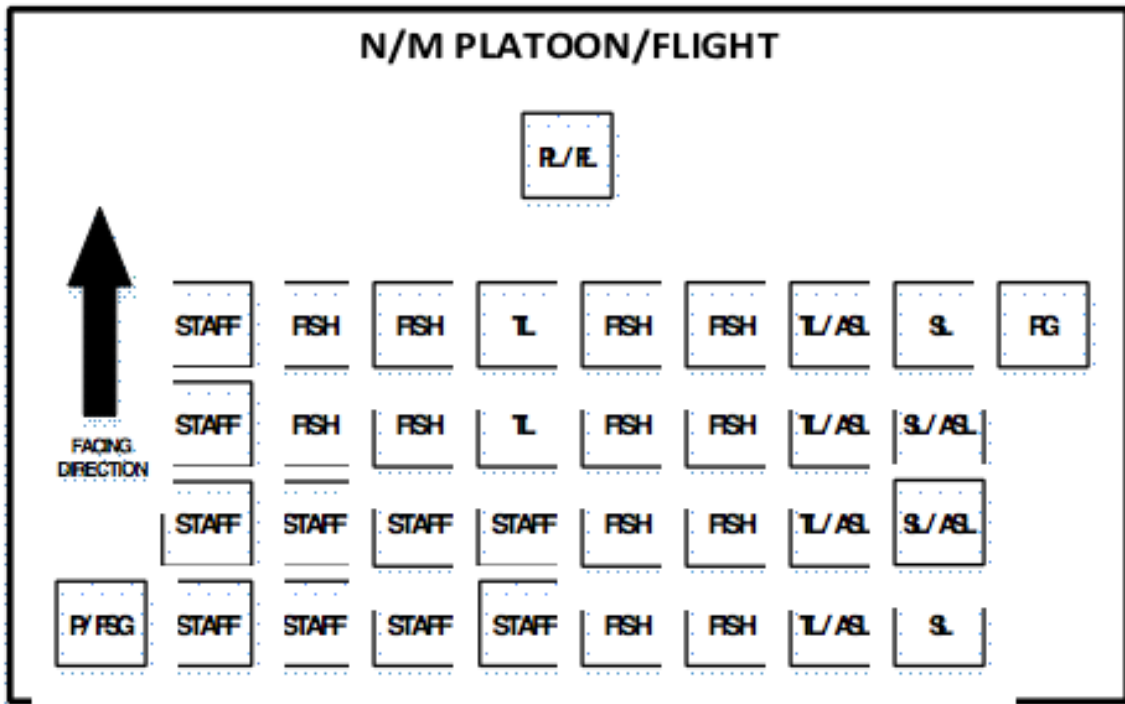
Legend and Symbols

ASL – Assistant Squad Leader
C – Cadet
CO – Commanding Officer
F – Flag
G – Guidon
J – Junior Cadet
OD – Officer of the Day
PSG/FSG – Platoon/Flight Sergeant
PL/FL – Platoon/Flight Leader
RG – Right Guide (N/MC / AF Platoon/Flight Guidon Position)
S – Senior Cadet
SGM – Sergeant Major
SL – Squad Leader
STAFF – Major Unit, Minor Unit, Company/Squadron Staff Cadet
TL – Team Leader
XO – Executive Officer
1SG – First Sergeant

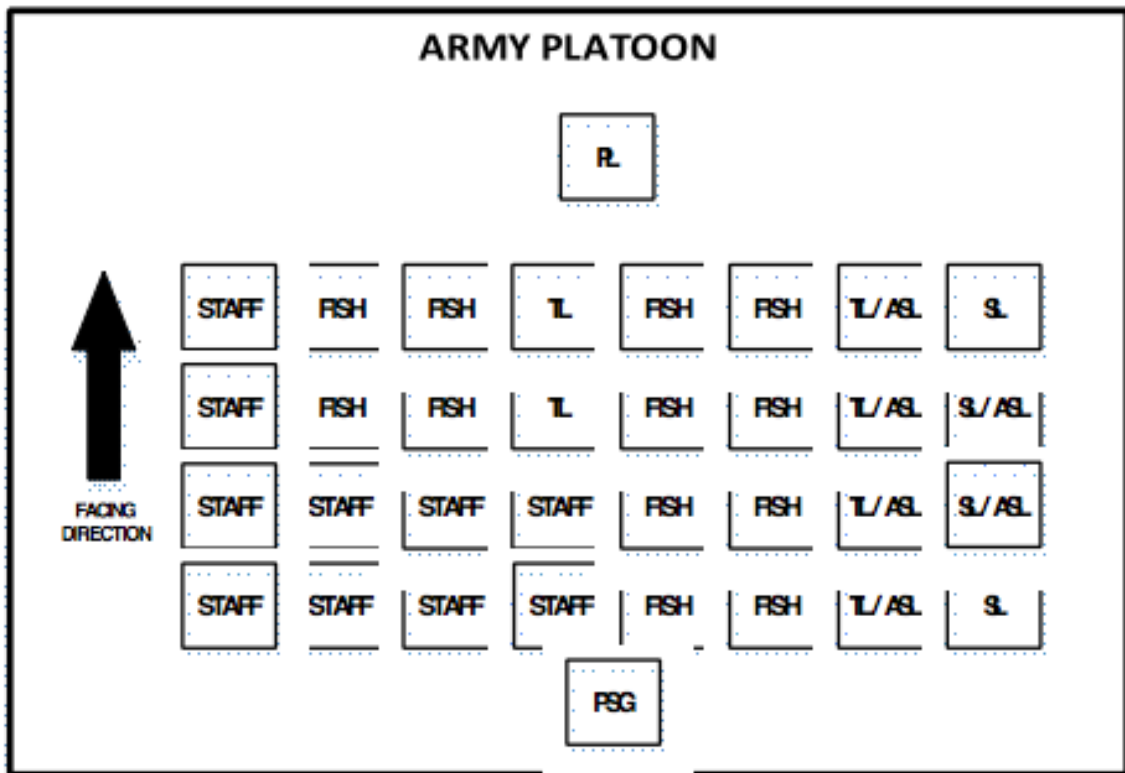


PLATOON/FLIGHT LINE FORMATION

N/M PLATOON/FLIGHT

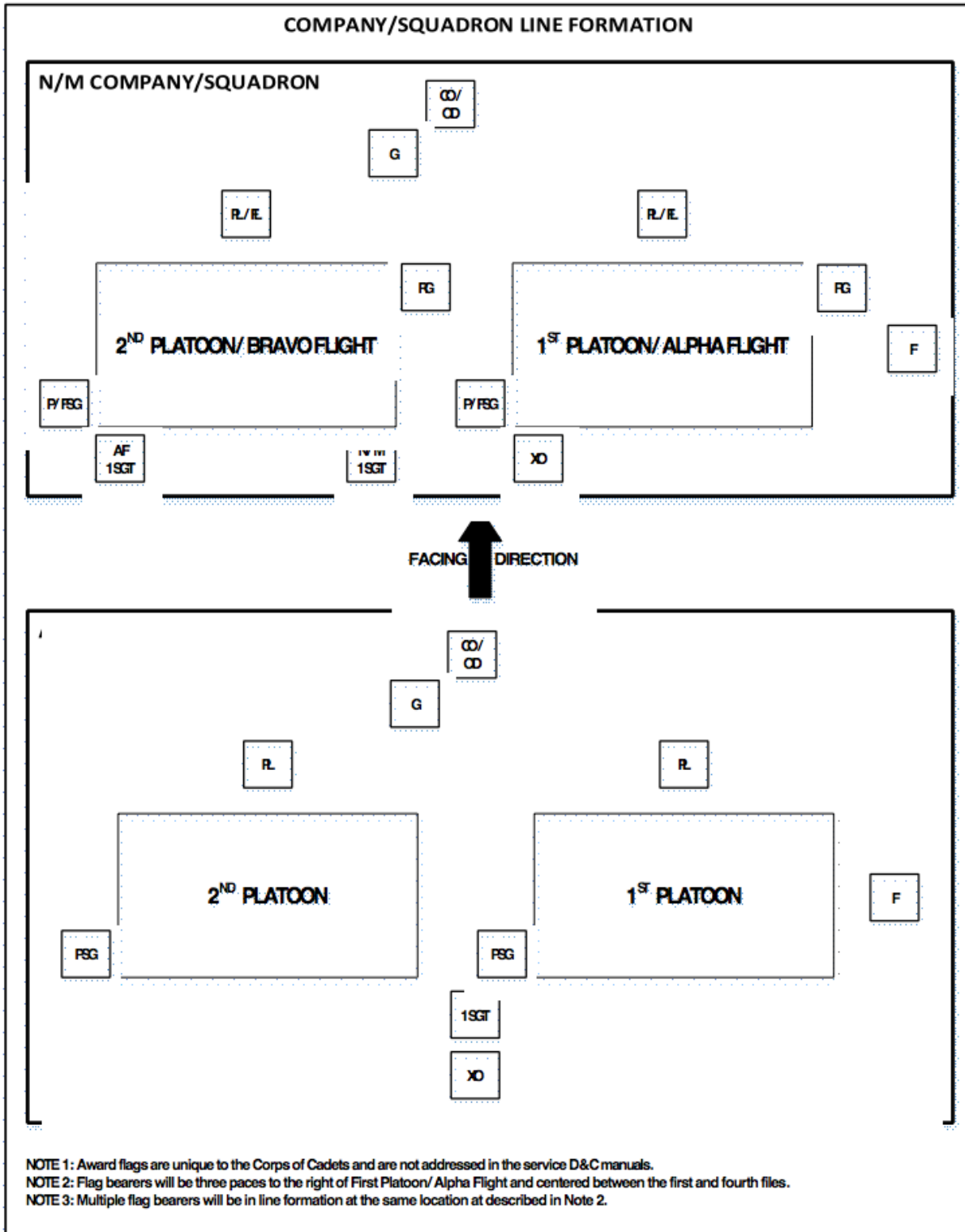


ARMY PLATOON



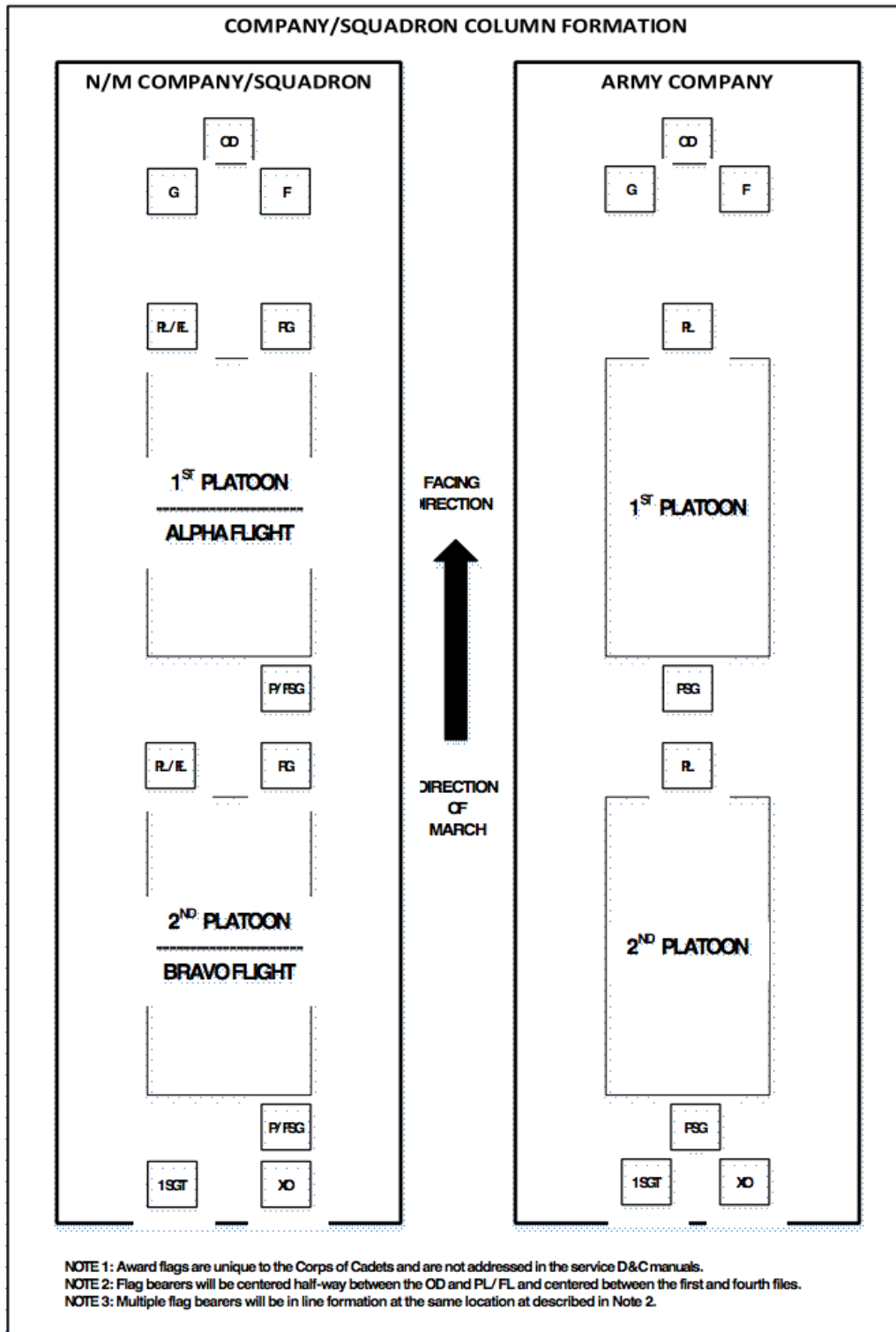
2. COMPANY/SQUADRON/BATTERY FORMATIONS

Outfit Line Formation for morning and evening formations is illustrated below. Cadets will ensure specific spacing as identified in the appropriate drill manual.



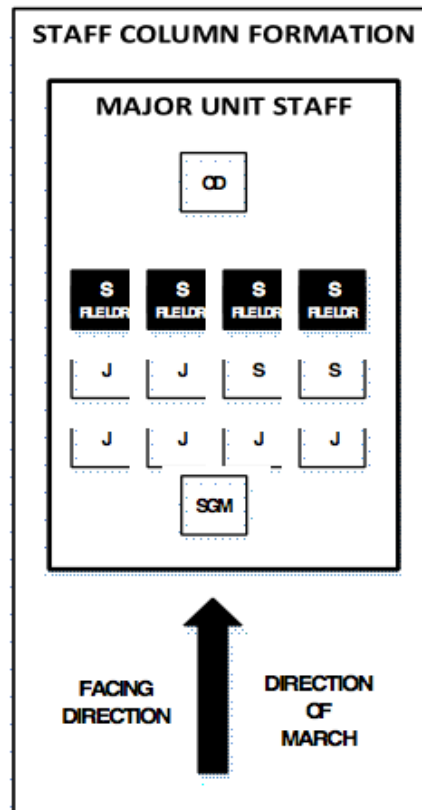
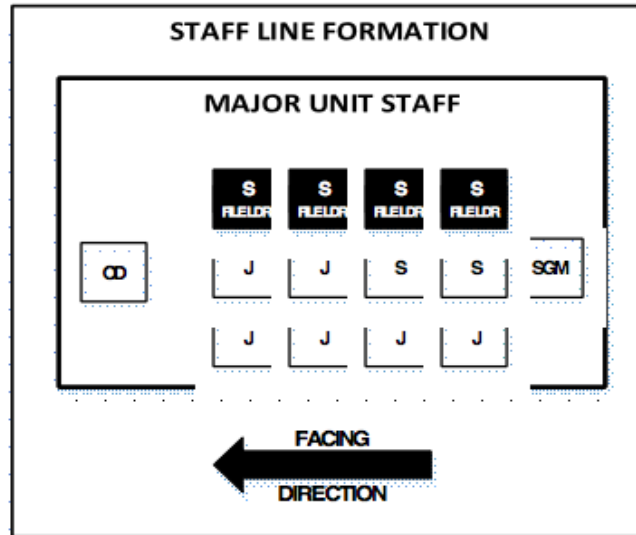
4. COMPANY/SQUADRON/BATTERY COLUMN FORMATION

Company/Squadron/Battery column formation for marching to breakfast and dinner is illustrated below. Ensure specific spacing as identified in the appropriate drill manual.



5. STAFF FORMATIONS

Staff formations for the military services differ in function as compared to the Corps of Cadets. Therefore, staff line formation for morning and evening formations are illustrated below. Ensure spacing is in accordance with service drill manuals.



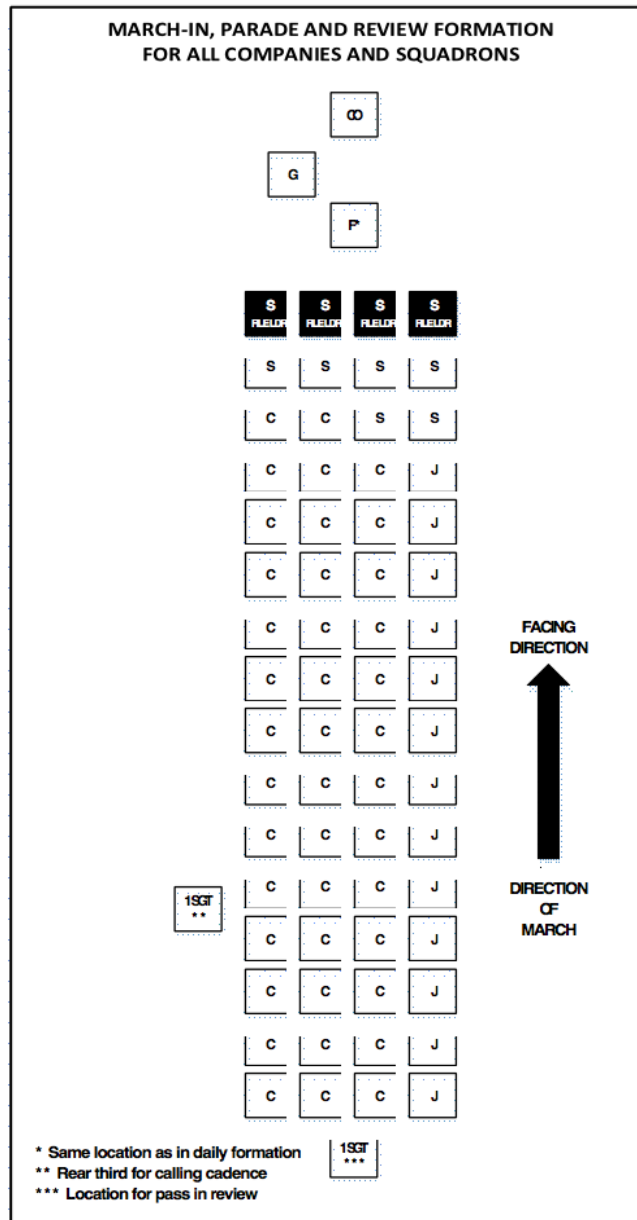
6. OPEN RANKS INSPECTIONS

- (1) Execute per service drill manual.

CHAPTER 41: MARCH-INS, PARADES, REVIEWS, AND CEREMONIES

1. GENERAL

Unit forms into a Block. For March-Ins, parades and reviews the unit formation is modified to ensure standardization across the Corps.



- a. Unit 1SG can be positioned in the rear or at the rear two-thirds of the formation to effectively guide the platoon.
- b. Staffs form in column formation as previously illustrated.

2. MILITARY REVIEWS

- a. Order of March
 - (1) Major Units: Corps Staff, Band, D Co, 1st Brigade, 1st Regiment, 1st Wing, and Parsons Mounted Cavalry. The order of march may be changed by the Corps Commander and will be published via a Corps operations order.
 - (2) Minor Units: Alphanumeric order within the Brigade, Regiment, or Wing.
 - (3) Company, Squadron, and Battery: Alphanumeric order within the minor unit.
- b. Formation and Accountability
 - (1) The Corps units move into position and assume the position of Parade Rest (by unit). Corps Staff moves to the center of the drill field, facing the reviewing stand. The Corps Commander directs the Corps Adjutant to "Take Your Post." The Adjutant assumes his position behind Corps Staff.
 - (2) After the announcer speaks, the Corps Adjutant directs the Fighting Texas Aggie Band to "Sound Attention."
 - (a) MUC's face their units and call their units/staff to attention.
 - (b) Corps Adjutant directs the Corps to report their accountability.
 - (3) After receiving the reports, the Corps Adjutant resumes his position in front of the Corps Commander and reports "All Present." The Adjutant assumes his post in the staff.
- c. Honors to the Colors and Reviewing Officer
 - (1) The Reviewing Officer moves to the center of the reviewing area.
 - (2) The Corps Commander directs "Present Arms" for the playing of Ruffles and Flourishes and the National Anthem. MUC's face their units and call them to Present Arms. MUC's face the units and echo "PRESENT". The command of execution is made by the Corps Commander. After facing forward, they call their staffs to Present Arms.
 - (3) The Corps Commander directs "Order Arms" when the music is completed. MUC's face their units and echo "Order". After the Corps Commander announces "ARMS", MUC face forward and call their staff to "Order Arms".
- d. Cadet Oath (Final Review 2nd Pass)
 - (1) The Corps Commander will direct Commanders: "Officers, Return SABER."
 - (2) All cadets will raise their right hand, with arms parallel to the deck, and recite the Cadet Oath.
 - (3) The Corps Commander will direct Commanders as such: "Officers, Draw SABER."
- e. Officers Center. If applicable, the Corps Commander will direct Commanders with: "Officers, Center."
 - (1) Commanders and guidon bearers will execute a two-count facing movement towards the center of the formation on the command "CENTER."
 - (2) At the command of "MARCH", the above stated personnel march to the center of the formation and form opposing straight lines. Major Unit Commanders will assemble at the

front of the formation, followed by Minor Unit Commanders, and Unit Commanders assembled immediately behind their position. Guidon bearers will assemble immediately behind the Unit Commanders. Unit Commanders must angle slight forward of their assembly position to create space between their line and that of the guidon bearers.

- (3) Coinciding with the command of, "MARCH", the Corps Commander will center six paces in front of the Major Unit Commanders line and execute an About Face. Corps Staff and the two center-most Major Units will execute outboard facing movements and allow the Commanders and Guidon Bearers to march forward toward the Reviewing Officer.
- (4) Once all officers and bearers are in place, the Corps Commander commands, "Forward MARCH". At the designated spot, approximate 12 spaces from the Reviewing Officer, the Corps Commander will direct: "Officers, HALT." Immediately after executing a halt, Commanding Officers will execute a two-count Present Arms. Guidon Bearers will execute a Present Arms.
- (5) Once the Reviewing Officer returns the salute, the Corps Commander orders: "Ready TWO" whereupon the detail executes Order Arms. The Corps Commanders follows this action with "POST." All Commanders and Guidon Bearers execute an About Face.
- (6) The Corps Commander orders: "MARCH", at which all Commanders and Guidon Bearers return to their initial opposing line formations. The Corps Commander orders: "Officers, HALT."
- (7) At the command of "POST", Commanders and Guidon Bearers will execute an outboard facing movement. At the command of "MARCH", Commanders and Guidon Bearers will return to their ranks to the beat of the drums, at four-count intervals.
- (8) The Corps Commander will return directly to his/her position. Staffs will return to their positions and face the Reviewing Officer.

f. Pass in Review

- (1) The Corps Commander will salute the Reviewing Officer and request permission to Pass in Review.
- (2) At the Reviewing Officer's approval, the Corps Commander directs the Corps to "Pass in Review."
- (3) Units will march along the perimeter of the Drill Field.

3. MARCH-INS

The March-In is a long-standing Aggie ceremony that serves as a visual representation of the support Aggies have for their team as members of the 12th Man, a tribute to the University's earliest days of military tradition, and a tradition rooted in pure motivation to "beat the hell outta" the visiting football team. March-Ins occur before kick-off on home and Corps trip football gamedays.

a. Assembly and Accountability

- (1) Units will assemble on the Quadrangle/ Corps Plaza, as found in the OPORD published on cadets.tamu.edu.

(2) SGM's will assemble accountability for their MUC and CSGM and report up the Chain of Command.

b. Execution

(1) The Aggie Band followed by Corps Staff and D CO lead the march off the quad. The Order of March changes to reflect the ROTC affiliation of the Reviewing Officer for the march-In and will be announced in the March-In OPORD.

(2) For most home games, the Corps will march around campus or through Aggie Park.

(3) For march in to Kyle Field:

(a) The Corps will follow a prescribed route of march to the stadium forming in preparation to march in to the stadium.

(b) The Band enters first in order to enter the stands and be prepared to play for the March-In.

(c) Parsons Mounted Cavalry parades prior to the Corps while the band is silent.

(d) The Corps enters and parades around the interior of the stadium once PMC has cleared the track. Unit will exit the stadium via the same gate they enter the stadium. Units may disperse once they exit the stadium.

(e) Honors rendered to the Reviewing Officer. Commanders will direct their units to "**Eyes RIGHT**", following which the Commander and front rank of cadets will render Present Arms. See information contained below in Grading Criteria for details as to the execution of Present Arms, Ready Front and other details pertaining to the March-In.

4. EXCEPTIONS TO SERVICE DRILL

a. As previously mentioned commanders will use instructions in their ROTC service drill manual for most drill movements. Exceptions include the previously discussed daily formations, military reviews, and March-Ins. Additional exceptions include saber drill and guidon drill (discussed in subsequent chapters) and the execution of turning movements while marching.

b. Column movements: All units except the Band will execute column movements as opposed to turning movements to change direction.

(1) The commander gives the preparatory command (Column Right or Column Left as appropriate) over the right shoulder as the foot corresponding to the desired new direction of march strikes the ground. If the unit is marching in a Corps "block" formation (company/squadron/battery mass at normal interval between ranks and files), no supplementary commands are issued by platoon or flight leaders. The commander gives the command of execution MARCH the next time the same foot strikes the ground after the supplementary commands have been given.

(2) The commander and guidon bearer execute their turn movement on the command of execution and not before.

(3) As each rank executes the column movement, those on the inside of the turn will pick up the half step as they come on line with those in their rank until the outer most person comes on line. When the rank has completed coming on line in the new direction of march, all those in the rank will step off in quick time (full 30-inch step at standard cadence)

together without command. Each succeeding rank does likewise. There is no command of Forward, MARCH after a column movement.

5. ECHO TAPS

- a. Echo Taps is a solemn ceremony held on the Corps Quadrangle on the occasion of national tragedies or in memory of a student who was a cadet at the time of his or her death. It is scheduled by the Corps Commander and approved by the Commandant. Echo Taps will not be scheduled on the same day as Silver Taps. Standing Echo Taps occasions are:
 - (1) January 28 (1986): Space Shuttle Challenger tragedy
 - (2) September 11 (2001): 9/11 attacks on the U.S.
 - (3) 7 December (1941): Bombing of Pearl Harbor
- b. When Echo Taps is scheduled, the Corps Commander may direct the following with proper coordination:
 - (1) Early Evening Study Time (1800-2130)
 - (2) Free-Flow Evening Chow
- c. Sequence of Events:
 - (1) 2150: Cadets will silently fall-out of the dorms and assume their assigned positions in formation. After falling in and achieving proper cover and alignment, cadets will assume the position of PARADE REST. If the cadet(s) being honored is/are from a single outfit, that outfit may form up, facing south, in a place of honor near the Danger 79er statue at the north end of the Quadrangle.
 - (2) 2200: The Bugler will begin Echo Taps. Cadets in formation will silently assume the position of ATTENTION and render a HAND SALUTE.
 - (3) Buglers Conclude ECHO TAPS: All cadets will silently conduct ORDER ARMS, pause a moment, and DISMISS themselves from the formation. Cadets will return to the dorms to resume normal activities.
- d. Tasks
 - (1) The Corps Operations Officer will publish an operations order for the execution of Echo Taps.
 - (2) The Combined Band Commander will post two buglers on the Quadrangle:
 - (a) The Bugler will position himself at the bugle stand at the south end of the Quadrangle, near Duncan Dining Center.
 - (b) The Echo Bugler will position himself at the arches on the north end of the Quadrangle.

CHAPTER 42: SABER DRILL

1. AUTHORIZATION FOR USE OF THE SABER

- a. The cadet officer's saber is authorized for use by all cadet commanders and all cadet staff officers at parades, reviews, and other ceremonies.
- b. A cadet is considered under arms when armed with the saber. Although the saber is a ceremonial weapon, the saber will be treated with highest respect and be carried only in the prescribed manner.
- c. Uniform regulations prescribe the appropriate uniforms for wear when armed with a saber. However, for instructional purposes, the Corps Commander may authorize the wear of sabers while in Class C's or PT gear during rehearsals and when conducting drill and ceremonies training.

2. DRILL WITH THE SABER

Drill movements with the saber are made with a fluid, deliberate motion. Trying to "snap" or "whip" the saber will usually result in the execution of the movement seeming to be awkward or ragged. Cadet Officers execute the saber manual in the same manner with the following exceptions:

- a. The officer's scabbard is rotated to draw or return saber. The Cadet officer's scabbard is worn with the convex edge to the rear except when rotated 180-degrees to draw or return saber.



Front View



Left



Properly Worn

- b. Cadet Staff Officers draw and return when the staff commander executes the movement and, unless directed otherwise, execute all other movements on the commander's separate commands to the staff. Except when directed, unit commanders execute all movements of saber manual on the major unit commander's command to the major unit.
- c. When marching with saber at the carry, the right arm should swing 6 inches to the front and 3 inches to the rear. The exception to this is during eyes right while on the march, the right arm is held straight at the side. Cadets will hold the scabbard with the left hand while marching, thumb along the trouser.
- d. When not in formation, keep the saber in its scabbard. Salute by executing a hand salute.

3. CARRY SABER

Officers assume the position of Carry Saber when:

- a. Giving commands.
- b. Changing position in formation at quick time.
- c. Addressing or being addressed by a senior (except when saluting).
- d. The preparatory command for any quick time marching movement.
- e. Marching at quick time.
- f. Any manual of arms movement has been ordered except parade rest, at ease, rest, present arms, or eyes right (left). (Organization staffs excluded).
- g. In formation with personnel to your front at normal distance or less. (Organization staffs excluded), remain at carry saber except during rest or at ease.

4. PRESENT SABER

Officers assume the position of Present Saber when:

- a. Saluting with the saber.
- b. The unit is presented to the colors or any person, or when the "National Anthem," "Ruffles and Flourishes", "To the Color," "Retreat," "Hail to the Chief," memorial "Taps" or other musical honors to flag and general officers is played.
- c. Executing eyes right while marching past a reviewing officer or stand. If in the interior or rear of a formation, remain at carry saber.

5. DRAW SABER

- a. The command is "**Draw, SABER.**"
- b. On the Preparatory Command "**Draw**", Officers turn the scabbard clockwise 180 degrees to the rear to form an angle of 45 degrees with the deck. At the same time, reach across the body and grasp the saber grip with the right hand. Draw the saber approximately 10 inches from the scabbard until the right wrist and forearm are straight and parallel to the deck. The left hand holds the scabbard against the side.
- c. On The Command of Execution "**SABER**":

- (1) Draw the saber smartly, raising the right arm to its full extent, directly to the front at an angle of about 45 degrees, the saber in a straight line with the arm, true edge down; drop the left hand to the side.
- (2) Pause for one count.
- (3) Bring the false edge of the blade against the shoulder seam, blade vertical, back of the grip to the rear, and the arm nearly extended. The right thumb and forefinger embrace the lower part of the grip, with the thumb against the trouser seam, and the remaining fingers joined in a natural curl behind the end of the hilt as if holding a pen or pencil. Turn the scabbard back to the original position. This is the position of carry saber.



Front View **"Draw"**



Side View **"Draw"**



Side View **"Saber"**

6. PRESENT ARMS FROM CARRY OR ORDER


- a. The command is "**Present, SABER (ARMS).**" It may be given only when halted at order or carry saber. It is executed in two counts.
- b. On "**Present,**" raise the right hand to the level of and 6 inches in front of the neck. Keep the thumb on the left side of the grip, wrist slightly bent, and inner forearm against the body. The blade should incline forward at a 30-degree angle from vertical.
- c. On "**SABER (ARMS),**" bring the point down smartly, without whipping, to a position 3 inches above the deck and slightly right of the right foot. Straighten the arm so the knuckle bow is against the trouser seam. The blade is inclined down and to the front with the true edge to the left. The thumb remains on the left side of the grip.
- d. When at carry or order saber and it becomes necessary to salute without command, execute present saber. After the salute has been returned, go to order saber (then to carry saber if walking).



On Command "**Present**"



On Command "**ARMS**"



7. ORDER SABER FROM PRESENT SABER

The command is "**Order, (ARMS).**" It is executed in one count. On "**SABER (ARMS),**" turn the true edge down. In this position, the right arm hangs naturally with the thumb along the trouser seam. The blade slants down to the front with the point 3 inches from the deck.



Present Saber



Order Saber

8. CARRY SABER FROM ORDER SABER OR PRESENT SABER

- a. The command is "**Carry, SABER**" it may be given only when halted at order saber or present saber.
- b. When at order saber and the command "**Carry, SABER**" is given. On the command of execution "**SABER**," bring the false edge of the blade against the shoulder seam, blade vertical, back of the grip to the rear, and the arm nearly extended. The right thumb and forefinger embrace the lower part of the grip, with the thumb against the trouser seam, and the remaining fingers joined in a natural curl behind the end of the hilt. This is the position of carry saber.
- c. When at present saber and the command of "**Carry, SABER**" is given.
 - (1) On the preparatory command of "**Carry**," turn the true edge down. In this position, the right arm hangs naturally with the thumb along the trouser seam. The blade slants down to the front with the point 3 inches from the deck.
 - (2) On the command of execution "**SABER**," bring the false edge of the blade against the shoulder seam, blade vertical, back of the grip to the rear, and the arm nearly extended. The right thumb and forefinger embrace the lower part of the grip, with the thumb against the trouser seam, and the remaining fingers joined in a natural curl behind the end of the hilt. This is the position of carry saber.

9. EYES RIGHT FROM CARRY OR ORDER SABER

- a. The command is "**Eyes, RIGHT**." It may be given when halted at order saber or when marching at carry saber. It is executed in two counts. Below describes the execution when marching.
- b. The preparatory command "**Eyes**" is given as the right foot strikes the deck.

- c. As the left foot strikes the deck raise the right hand to the level of and 6 inches in front of the neck. Keep the thumb on the left side of the grip, wrist slightly bent, and inner forearm against the body. The blade should incline forward at a 30-degree angle from vertical. This movement is the same as that made on the preparatory command of "Present." The left arm continues to swing naturally.
- d. The command of execution "**RIGHT**" is given as the right foot strikes the deck.
- e. As the left foot strikes the deck bring the point down smartly, without whipping, to a position 3 inches above the deck and slightly right of the right foot. Straighten the arm so the knuckle bow is against the trouser seam. The blade is slanted down and to the front, with the true edge to the left. The thumb remains on the left side of the grip. At the same time, turn the head and eyes 45 degrees to the right. If in extreme right file, continue looking straight ahead. The right arm does not swing.

10. CARRY SABER FROM EYES RIGHT

- a. The command is "**Ready, FRONT.**" Execution is begun on the preparatory command.
- b. The preparatory command "**Ready**" is given as the left foot strikes the deck.
- c. As the right foot strikes the deck turn the true edge of the saber down.
- d. The command of execution "**FRONT**" is given as the left foot strikes the deck.
- e. As the right foot strikes the deck raise the saber to carry. At the same time, turn the head and eyes to the front.

11. PARADE REST FROM ORDER SABER

- a. The command is "**Parade, REST.**" This command is normally given from order saber, in which case it is executed in one count.
- b. If given when at carry saber, go to order saber on the command of "**Parade.**"
- c. On "**REST,**" move the left foot smartly 12 inches to the left. At the same time, lower the point of the saber to the deck and release the scabbard, place the left hand behind you, just below the belt.



Front View



Side View

12. ORDER SABER FROM PARADE REST

- a. The command is "**Company, ATTENTION.**" It is executed in one count.
- b. On "**ATTENTION,**" bring the left heel smartly against the right and the left-hand back to the side. Raise the blade so the point is 3 inches from the deck. Resume the left hand grasp of the scabbard.

13. AT EASE

- a. The command is "**AT EASE.**"
- b. On "**AT EASE,**" go to order saber if not already at that position. Move the left foot 12 inches to the left and lower the point of the saber to the deck. Rest the weight equally on both feet with the legs straight. At the same time, place the left hand behind you. Keep the fingers straight and joined, the palm flat and facing rear. You may relax and, except for your right foot and saber point, move about. Do not talk.



14. ATTENTION

- a. The command is "**Platoon (Company or Detail), ATTENTION.**" Execution is begun on the preparatory command.
- b. On "**Platoon (Company or Detail)**" go to parade rest.
- c. On "**ATTENTION,**" bring the left heel smartly against the right and the left-hand to the side. Raise the blade so the point is 3 inches from the deck. Resume left hand grasp of scabbard.

15. RETURN SABER FROM CARRY OR ORDER SABER


- a. The command is "**Return, SABER.**" Execution is begun on the preparatory command.
- b. On the preparatory command "**Return.**"
 - (1) Officers raise the right hand and saber to a position 6 inches in front of the neck, as in the first count of present saber.
 - (2) At the same time, turn the scabbard clockwise 180 degrees to the rear. The scabbard should form a 45-degree angle with the deck.
 - (3) Lower the saber point to a position just above the opening of the scabbard. Look down at the opening. Guide the point into the opening with the left thumb and forefinger until the right wrist and forearm is parallel to the deck.
 - (4) At the same time, raise the head back to attention. The left hand holds the scabbard against the side.
 - (5) On the command of execution "**SABER,**" push smartly down on saber and release the hand grip so it will slide all the way into the scabbard. Then bring the right hand smartly back to the right side. Return scabbard to the normal position.



Raise Saber



Insert Saber into Scabbard



Final Position on Command "**Return**"

CHAPTER 43: GUIDON DRILL

1. GENERAL

- a. The guidon is a company, squadron, or battery identification flag. It is carried on an 8-foot wood staff that is a natural wood color for unit formation, ceremonies, and at other times prescribed by the commander. Additionally, the device on top of the guidon staff will only consist of the standard silver spade.
- b. In selecting a guidon bearer, the company commander should choose an individual who is outstanding in bearing, appearance, and ability.
- c. The guidon is brought to present guidon, parade rest, and order guidon upon orders to the unit by the commander.
- d. When at order guidon, bring the guidon to carry on the preparatory command for any facing or marching movement.
- e. The two grasps of the guidon are identified as the "V" grip and the strong grip.
 - (1) The "V" grip is used at the order and when executing "Present Guidon" and during "Eyes Right" and "Officers Center." The staff is placed in the "V" formed by the thumb and fingers of the right hand. Thumb along the trouser seam with the fingers extended and joined.
 - (2) The strong grip is used while on the march and for facing movements. The strong grip is formed when the thumb is wrapped around the front of the staff with the fingers wrapped to the rear.



"V" Grip



Strong Grip

2. ORDER GUIDON

At order guidon, the ferrule (bottom of staff) rests on the deck touching the outside edge of the right shoe close to the little toe. The staff is grasped in the "V" grip with the right elbow close to the side so that the forearm helps to support the staff. The upper staff rests in the hollow of the right shoulder. The staff is vertical with the flat side of the spearhead facing front. The rest of the body is at attention.

3. CARRY GUIDON

This is the normal position of the guidon while marching at quick time. It is carried using the strong grip with the ferrule 6 inches above the deck and the flat side of the spearhead facing front.

4. DOUBLE TIME WITH THE GUIDON

For marching at double time, on the preparatory command, bring the staff across the body with the spearhead to the left. The right hand grasps the same spot as at carry. The right forearm is level with the deck and the elbow against the body. Grip the staff with the left hand in front of the point where the neck and left shoulder join. The flat side of the spearhead should face front.

5. CARRY GUIDON FROM ORDER GUIDON

This movement is executed on the preparatory command for any movement that will require the guidon bearer's feet to be moved. Execution is begun on a preparatory command such as "FORWARD, ..." "ABOUT, ..." etc.

- a. On the preparatory command, reach across the body and grasp the staff with the left hand 2 inches above the right.
- b. Change the grasp to the strong grip, while raising the staff with the left hand until the ferrule is 6 inches above the deck. Hold the staff vertical with the right hand.
- c. Move the left hand smartly back to the side.



Order Guidon



Carry Guidon 6" off deck

6. PRESENT GUIDON FROM ORDER OR CARRY GUIDON


- a. On the preparatory command, **"Present"**, raise the guidon vertically, by grasping the staff with the right hand. Keep raising the guidon until the right hand is on line with the right shoulder. Hold the guidon in this position until the command of execution is given.
- b. On the command of execution, **"ARMS"**, lower the guidon to the front using the right hand, keeping the left hand in the same position as Raised Guidon until the guidon is in the horizontal position resting under the arm pit. As soon as the staff is horizontal, return the left hand sharply to the left side. Guidon bearer will be granted one opportunity to smartly fix guidon field with a flip of the stick.



Step 1



Step 2



Step 3

7. ORDER GUIDON FROM PRESENT GUIDON



Step 4 - Front View



Step 4 - Side View

On the command "**Order**", regrasp the staff with the left hand at its original position and execute Raised Guidon. On the command of execution, "**ARMS**", lower the guidon back to the carry or order position.



Step 1



Step 2



Step 3




Step 4

8. EYES RIGHT WITH GUIDON

- a. On the preparatory command, "**Eyes,**" raise the guidon vertically, by grasping the staff with the right hand. Keep raising the guidon until the right hand is on line with the right shoulder. Hold the guidon in this position until the command of execution is given.
- b. On the command of execution, "**RIGHT,**" lower the guidon to the front using the right hand, keeping the left hand in the same position as Raised Guidon until the guidon is in the horizontal position resting under the arm pit. As soon as the staff is horizontal, return the left hand sharply to the left side and swing naturally when marching.
- c. On the command "**Ready,**" regrasp the staff with the left hand at its original position and execute Raised Guidon. On the command of execution, "**FRONT,**" lower the guidon back to the carry or order position.



Step 1. Side View



Step 2. Side View

9. GUIDON SALUTE FROM CARRY OR ORDER GUIDON

- a. The command is "**Guidon (Rifle), SALUTE.**"
- b. This movement may be executed on command, when in formation, or individually if the guidon bearer is in route to or from a formation. It is executed in two counts.
- c. On "**SALUTE,**" move the left hand, palm down, smartly to a position above the right hand with the left arm parallel to the deck. Keep the thumb and fingers straight and together. Touch the staff with the first joint of the forefinger.
- d. Turn the head and eyes toward the person being saluted. After the salute is returned, or the command "**Order (Ready), ARMS (TWO)**" is given move the left hand smartly back to the left side and look to the front.



Guidon Salute.
Forearm and palm
parallel to deck.

10. PARADE REST FROM ORDER GUIDON

- a. The command is "**Parade, REST.**" It is executed in one count. It may be given only when halted at attention.
- b. On the command of execution "**REST,**" slide the right hand up the staff to shoulder height. The staff remains in place and vertical. Without loss of motion, straighten the right arm so the staff of the guidon tilts forward at 30 degrees.
- c. The fingers and thumb of the right hand are wrapped around the staff. The ferrule remains in the same position as at order guidon. The flat side of the spearhead remains facing front.
- d. Place the left hand behind the back, just below the belt. Keep the fingers straight and touching. The palm is flat and facing the rear. At the same time, move the left foot smartly 12 inches to the left of the right foot.



Step 1



Step 2

11. ORDER GUIDON FROM PARADE REST

From PARADE REST, the command is "**Platoon, Company etc., ATTENTION.**" At the command "**ATTENTION,**" go smartly to ORDER GUIDON.



Step 1



Step 2

CHAPTER 44: MARCHING GRADE/INSPECTION CRITERIA

1. GRADING CATEGORIES

- a. The following commands, movements, and criteria will be graded whenever deemed appropriate by the Corps Commander and Commandant. The score for each graded event is weighted and combined with other graded events to determine annual award rankings. Results of each graded event will be published and distributed following the graded event.

Grade Category	Total Points	
	Units	Band
Arm Swing and Step	20	25
Military Appearance	20	25
Distance and Alignment	20	25
General Appearance	20	25
Eyes Right, Saber and Guidon	5	N/A
Eyes Right, Unit	5	N/A
Ready Front, Saber and Guidon	5	N/A
Ready Front, Unit	5	N/A

Note: An unexcused absence from a graded event will reduce the graded points awarded by one point for each cadet not excused.

2. CRITERIA FOR GRADED ITEMS

- a. Arm Swing and Step (each individual cut is one point of the possible total points):
- (1) The swing of the arms will measure 6 inches to the front (measured from the rear of the hand to the front of the thigh) and 3 inches to the rear (measured from the front of the hand to the back of the thigh). Arm swing is the same with the saber.
 - (2) Arm swing is natural without locked elbows or clenched fists. Arm swing and step are synchronized as in normal walking.
 - (3) Step: 30 inches, measured heel to heel. No "high stepping." Unit is in step. Marching is at the position of attention.
- b. Military Appearance (each individual cut is one point of the possible total points):
- (1) The prescribed uniform should be neat, clean, and properly fitted.
 - (2) Proper name tags are worn.
 - (3) Shoe and boot condition and shine, and haircut/style conform to Corps standards.
 - (4) Discipline within the ranks is evaluated both while marching and at the halt. Movement, talking, and improper position of attention, parade rest, and present arms are cuts.

- (5) Sunglasses or other tinted glasses are unauthorized during graded events or in other unit formations. Exceptions will only be made based on written request of a medical authority. Commanders of cadets who are required by medical authority to wear tinted glasses while outdoors will submit a list of those cadets to the Operations Director. Unauthorized tinted glasses are a "pull out."
- (6) "Pull outs" are closely observed. A "pull out" is an automatic deduction of half the total points possible.
- c. Distance (from last cadets in preceding marching element). Each yard deviation from that prescribed will result in the loss of one point of the total possible points.
 - (1) Unit: The Unit Commander will be twelve (12) paces from the last cadet/cadets of the preceding marching element for Reviews/Corps Trips and six (6) paces for March-Ins.
 - (2) Band: The head drum major will be twelve paces from the Corps Color Guard.
 - (3) Staff: The Commander will be twelve paces from the last cadet(s) of the preceding marching element.
 - (4) Color Guard: The Color Guard will maintain six paces between the last cadet(s) of the preceding staff element.
- d. Alignment
 - (1) Alignment: Each rank or file (unit) or individual (staff or color guard) not correctly aligned will result in the loss of .5 point (unit) or 1.5 points (staff and color guards) of the 10 possible points. Commander, Guidon, and First Sergeant mis-alignment results in the loss of one point each. Each rank or file not properly aligned in the Band will result in the loss of .25 points of the 12.5 possible points.
 - (2) Unit Alignment: Interval is normal (30 inches) between ranks and files at all graded events. The Commander is centered on the rear of the preceding unit. The first rank stays centered on and six paces to the rear of the Commander. The Guidon is one pace to the rear and one pace to the left of the Commander. The First Sergeant is two paces to the rear and centered on the last rank of the unit.
 - (3) Band Alignment: Extended interval (60 inches) between ranks and files.
 - (4) Staff Alignment: The Commander is centered on the rear of the preceding marching element. The first rank stays centered on and two paces to the rear of the Commander. The interval will be normal (30 inches) between staff ranks and files.
 - (5) Color Guard Alignment: Interval is normal (30 inches).
- e. General Appearance (each cut is one point of the possible 20 or 25 points):
 - (1) Sizing: Units (other than the Band), are sized in one block (junior, sophomore, and freshman separate class sizing NOT authorized) with the tallest cadets to the right and front. Exceptions are the Right Guide and First Sergeant. Units may have an all upper-class right file, and they must be sized from tallest to shortest. Seniors must be sized within the "boot" rank(s). If seniors are also on the second row, that row should be all white belts and not part of the block sizing.

- (2) Files: Corps units march in four files (four-person front). Exception to the four-file rule for units is as follows: when the situation allows for greater room to march and the unit present for duty strength results in the number of ranks being greater than ten, units may expand to a five or six-person front.
 - (3) Conduct: Cadet behavior is closely evaluated both while marching and at the halt from the assembly area to the dismissal area. Normally the unit is at attention or parade rest (a modified position of attention) at a halt. As such, no moving, talking, looking around, laughing, chewing, or other actions in violation of the requirements of these positions are permitted. This standard is applied equally to all classes. For extended halts, other than on the final line of a review, the commander may command the unit to a rest position (at ease or rest). Such a command will apply to all members of the unit. While both rest positions allow movement except for the right foot, only rest allows talking (in a quiet manner).
 - (4) Snake Effect or Weaving: Units are graded on their dress, or alignment with the person to the side, while marching.
 - (5) Bouncing: Units are graded on the number of cadets bouncing, caused by being out of step and causing the body to move out of unison with the other cadets.
 - (6) A "pull out" is an automatic deduction of half the total points possible.
- f. Eyes Right, Saber and Guidon (each cut is one point of the five possible):
- (1) Command voice will be judged for content, volume, distinctness, pronunciation, inflection, and timing. The preparatory command EYES and command of execution RIGHT are both given as the right foot strikes the ground. The command of execution is given when the commander is parallel to the marker (which is placed six paces before the reviewing stand). The command is properly timed if the commander is within plus or minus one pace of the marker when the command is delivered. Each pace outside this tolerance is a cut. No preparatory unit size command is given (such as Company, Squadron, Staff).
- g. Eyes Right Unit (each cut is one point of the five possible):
- (1) When the left foot strikes the ground immediately following the command of execution RIGHT, all cadets except for the right file, sharply execute EYES RIGHT (head and eyes held at 45 degrees to the right, shoulders parallel to the front rank).
 - (2) When the left foot strikes the ground immediately following the command of execution RIGHT, all unit cadet officers also execute the hand salute. All cadet officers on a staff likewise execute present saber in unison with the commander. No cadet non-commissioned officers (including those on a staff) execute a salute unless acting as the commander in the absence of all cadet unit or staff officers.
- h. Ready Front, Saber, and Guidon (each cut is one point of the five possible):
- (1) Command voice will be judged for correct content, volume, distinctness, pronunciation, inflection, and timing. The preparatory command READY and command of execution FRONT are both given as the left foot strikes the ground. The commander gives the preparatory command two paces before the last rank or cadet of the unit or staff passes the marker (which is placed six paces beyond the reviewing stand). The command of execution is given the next time the left foot strikes the ground when the last rank or cadet

of the unit or staff is parallel to the marker. The command is properly timed if the last rank or cadet of the unit is within plus or minus one pace of the marker when the command is delivered. Each pace outside this tolerance is a cut.

- i. Ready Front, Unit (each cut is one point of the five possible):
 - (1) When the right foot strikes the ground immediately following the command of execution, FRONT, all cadets (except for the right file) sharply execute ready front (head and eyes turned sharply to the front).
 - (2) When the right foot strikes the ground immediately following the command of execution, FRONT, all unit cadet officers also execute order arms. All cadet officers on a staff likewise execute carry saber.
- j. Discipline, conduct, and "pull outs":
 - (1) Use of tobacco or gum in formation; silent commands of execution; talking in ranks, looking around or laughing; improperly worn uniform, extreme hair length; dirty or scuffed foot gear or dirty and/or wrinkled uniforms; etc., are indicative of poor leadership, training, and discipline within units and present an unfavorable public image of the Corps of Cadets. Evaluators noting any of the above, regardless of grading area responsibility, will mark that unit accordingly and these observations will be provided to the evaluators of military and general appearance. Each such cut will result in the loss of one point in the areas of military or general appearance.
 - (2) "Pull outs" (such as improper name tags, improper head gear, rank insignia or brass; unauthorized cords, awards, patches or other unauthorized modifications to the prescribed uniform or guidon; or conduct considered so unbecoming as to reflect discredit upon the Corps and A&M) will be an automatic deduction of half the possible points in the area of evaluation in addition to any other point loss assessed. Conduct or appearance of such a discreditable nature to cause the Corps or A&M to suffer humiliation or public embarrassment, may be subject to disciplinary sanctions.
- k. Participation and Absence Exemptions:
 - (1) Corps formations, activities and graded marching events are mandatory for all cadets. Accepting membership in the Corps of Cadets carries with it the privilege and obligation to represent one's unit, the Corps and Texas A&M University as part of the largest uniformed student body at a state college or university and as the embodiment of the traditions of selfless service and dedication for which Aggies are widely known. Unless there is a compelling reason for a cadet to be absent, he or she is expected to attend all scheduled Corps events. This obligation is even more important for upper class cadets who must set the example for under class cadets.
 - (2) There are situations that preclude a cadet from attendance at a Corps event. To obtain an exemption from being considered absent without permission, the following procedures must be strictly followed. At graded events, failure to do so results in the unit losing points in its marching score as described above.
 - (3) A cadet requesting an excused absence from a Corps event must submit a request through the chain of command to the Major Unit Commander stating the reason for the absence. Staff members submit their request to the commander of their staff. This

request must be done a minimum of five class days prior to the event. In cases of emergency situations or unforeseeable circumstances, late requests may be considered.

- (4) Commanders will ensure accountability is reported via the format established by Corps Staff. The Corps Adjutant will provide accountability reports to Assistant Commandant for Operations and Training the first work day following the subject March-In.
- (5) Any unit which permits an unauthorized person to march with their formation will receive zero points for the event and the commander may be subject to further sanctions.

CHAPTER 45: COLORS

1. RENDERING HONORS OUTDOORS

- a. Whenever the National Anthem, "To the Colors," "Hail to the Chief," or "Ruffles and Flourishes" is played, at the first note of music, all dismounted personnel in uniform, who are not in formation, who are within saluting distance of the National Flag, will face in the direction of the flag, or music if the flag is not in view, and salute, maintaining the salute until the last note of the music is sounded. Cadets who are not in uniform will face the direction of the music or the National Colors, come to attention, and place their right hand over their heart. Cadets will follow these procedures to render honors when attending an event in Kyle Field (Aggie Football Game).
- b. Rendering Honors Indoors: When the National Anthem or other music identified above is played indoors, cadets stand at attention and face the music or the National Flag if one is present. Cadets do not salute unless they are under arms.
- c. National Anthems of countries friendly to the United States of America. The honors described above are rendered when the National Anthem of countries friendly to the United States is played at official functions (Including Kyle Field). Cadets not in uniform assume the position of attention.
- d. Honors to the Texas Flag. When the Texas state song (Texas Our Texas) is played, cadets will stand, face the flag (or the music if no flag is present), and assume the position of Attention for the duration of the song.

2. FLAG DETAIL

- a. The Flag of the United States of America is displayed at full mast on the Quad between Reveille and Retreat each day of the school year when Corps of Cadets is present, unless otherwise directed by the Commandant. This includes Fridays, Saturdays, and Sundays even if Reveille and Retreat Formations are not conducted. Responsibility for this daily display of the flag of the United States of America is assigned to the Company B-2.
- b. The Duty Company raises and lowers the National Colors each day on campus on the Academic Plaza and at the Williams Administration Building. The Texas Flag is also raised and lowered at the Administration Building.
- c. When the FOLDED flag passes by during Flag Detail, it is treated as a cased Color and is not to be saluted by persons meeting the detail.
- d. Frayed, torn, or otherwise damaged flags will be promptly reported to the Corps Operations Officer for replacement.
- e. On the occasion of Silver Taps, Aggie Muster, and when specified by the Office of the Commandant, the National Flag (and Texas Flag), having been rapidly raised to full staff, will be lowered slowly to half-staff. To retrieve the colors at the end of the day, the Duty Company raises the flag to full staff before lowering and recovery the flags.

CHAPTER 46: STANDARDS AND ACCOUNTABILITY

1. DESCRIPTION

Standards and accountability are essential to achieve the Corps mission of developing well-educated leaders of character. They are required to sustain a culture of exemplary individual and collective conduct that consistently and deliberately demonstrates self-discipline, duty, and honorable character.

- a. Standards of conduct for members of the Corps of Cadets are set forth in writing to give cadets general notice of prohibited conduct. These rules should be read broadly and are not designed to define prohibited conduct in exhaustive terms.
- b. Violations may result in disciplinary [sanctions](#). Any disciplinary sanction imposed by the Corps of Cadets may precede and shall be in addition to any penalty that might be imposed by the university Student Conduct Office and any off-campus authority.
- c. Cadets are responsible for being aware of and following the most current [Texas A&M University Student Rules](#).
- d. The Department of Defense employs a strict discipline code on students in ROTC programs. Essentially any student/cadet found responsible for violating University/Corps rules and regulations related to charges of Sexual Assault/Sexual Harassment (SASH), Illegal Drug Use, or Hazing cannot enroll/remain in an ROTC program. Enrollment in an ROTC program is a requirement for membership in the Corps of Cadets for freshman and first semester sophomore cadets. Accordingly, freshman and sophomore cadets found responsible for one of the above violations will be denied the ability to apply/reapply for Corps membership for the freshman year and first semester of the sophomore year.

2. REPORTING VIOLATIONS

It is the duty and responsibility of every cadet, regardless of class or rank, to report possible or suspected violations of any offenses through cadet channels to the Director of Standards and Accountability. Self-reporting is encouraged. If the cadet chain of command fails to act on a reported violation, the cadet will report directly to their Military Advisor, the Director of Standards and Accountability, or other member of the Commandant's staff.

CHAPTER 47: SEXUAL HARRASSMENT, SEXUAL ASSAULT, DATING/DOMESTIC VIOLENCE, STALKING, OR RETALIATION

1. GENERAL

Texas A&M University and the Corps of Cadets strives to maintain a work and educational environment free from discrimination, sexual harassment, sexual misconduct, stalking, dating and domestic violence, and related retaliation in accordance with applicable federal and state laws. Individuals are encouraged to report all unwelcome conduct of a sexual nature, stalking, or domestic / dating violence, and should not wait to report conduct of concern until it becomes severe, pervasive, or persistent harassment. University officials can take proactive steps to address conduct, perhaps prevent conduct from continuing or escalating, and/or to protect or otherwise assist the recipient of the conduct. For more information on the Texas A&M University Sexual Harassment Grievance Procedure go to: <http://student-rules.tamu.edu/rule47>.

2. REPORTING TO LAW ENFORCEMENT

Students have the option of notifying or not notifying law enforcement authorities including university and local police. University Police Department – 979.845.2345.

3. REPORTING TO THE UNIVERSITY

- a. Students may contact the Offices of the Dean of Student Life (studentlife.tamu.edu or 979.845.3111) for assistance with reporting a complaint to the University.
- b. Students may also make inquiries or file a complaint by contacting the University's Title IX Coordinator (TitleIX.Coordinator@tamu.edu or 979.845.0977).

4. CONFIDENTIAL REPORTING OPTION

In most cases, counselors in the Student Counseling Service (scs.tamu.edu/979.845.4427) are not required to, nor may, report an incident that in any way identifies the student concerned without the student's consent. However, if an imminent harm situation is present, the counselor must take action to protect whomever is at risk.

5. SUPPORT SERVICES

- a. Student Assistance Services – 979.845.3113
- b. University Police Department Victim's Advocate – 979.845.2345
- c. Counseling and Psychological Services (CAPS) – 979.845.4427, SCS Helpline – 979.845.2700
- d. Student Health Services – 979.458.8316
- e. Women's Resource Center – 979.845.8784
- f. LGBTQ+ Pride Center – 979.862.8920
- g. Sexual Assault Resource Center (Community Resource) – 979.731.1000

CHAPTER 48: PROHIBITED ACTIONS

1. VIOLATION OF FEDERAL OR STATE LAW

Violation of any law of the United States or the State of Texas, or violation of municipal ordinances.

2. VIOLATION OF UNIVERSITY STUDENT RULES

Violation of any rules and/or regulations specified in the University Student Rules. The following are examples of prohibited conduct extracted from University Student Rules. The University numbering system has been retained for ease of reference. This list is not designed to be inclusive or exhaustive.

3. STUDENT CONDUCT CODE

See [Student Rule 24](#) for the most current Student Conduct Code.

4. VIOLATION OF CADET STANDARDS OF CONDUCT

- a. **Conduct Unbecoming of a Cadet.** A cadet is responsible of “conduct unbecoming a cadet” when his or her actions or conduct could be interpreted to be detrimental to the best interests of the individual cadet, other persons, the cadet’s unit, the Corps of Cadets, or Texas A&M University.
- b. **Disrespect or Insubordination.** Any cadet who is disrespectful or insubordinate in demeanor, word or action toward any university official or cadet in the chain of command, whether or not this occurs in their presence is subject to sanction under this action.
- c. **Failure to Follow Orders.** Failure to follow the verbal or written orders/directions of the Commandant, any university official or cadet in the chain of command.
- d. **Negligence of Leadership.** Anyone in the cadet chain of command is responsible for ensuring the cadets under their authority follow and obey the corps requirements. Additionally, a cadet in the chain of command must be wise with his/her use of authority. His/her actions and directives must be reasonable and prudent.
- e. **Permission to Touch**
 - (1) It is improper for a cadet to touch another cadet without his or her permission unless there is a legitimate safety reason (e.g., a cadet about to fall, in danger of being hit by a vehicle, etc.).
 - (2) It is proper to touch, with permission, another cadet when making minor corrections such as adjusting a hand salute.
 - (3) It is never proper for a cadet to touch or grab a fellow cadet for the purpose of harassment or disciplinary action.
 - (4) When upperclassmen are addressing or instructing underclassmen, a safe rule of thumb is to remain at least one arm’s length away from the underclassmen.
- f. **Abuse of Class Relationships**
 - (1) Upper-class cadets will not require lower class cadets to perform “personal service” tasks (e.g., moving the upperclass cadet’s car to avoid a parking violation, picking up cleaning,

etc.). Performing personal service or unauthorized details directed by upperclassmen with or without remuneration is also a violation.

- (2) Upper-class cadets will not require lower class cadets to “earn privileges” or perform unauthorized physical training to receive a “special position or duty” or unit “passdown.”
- (3) Do not borrow items (e.g., money, services, vehicles, uniform items, clothes, etc.) across class lines. This practice disrupts good order and discipline and may pose a question of coercion or abuse of position/power.

g. Improper Cadet Relationships

- (1) Improper relationships are relationships that could result in actual or perceived favoritism, unfairness, or partiality, that are detrimental to good order and discipline within the unit or the chain of command.
- (2) Dating among cadets is permissible; however, dating will be conducted with the same standards of discretion and good judgment expected of all cadets. If cadets within a minor unit decide to date, they will consult with their Cadet Training Officer for potential reassignment. Military/Operations Advisors will resolve outfit assignments for cadets in personal relationships.
 - (a) Upper-class cadets will not date freshman cadets.
 - (b) There will be no intra-outfit dating (within same outfit). The Texas Aggie Band is considered to be six separate outfits.
 - (c) Cadets will not date others in their direct chain of command.
 - (d) Dating between fish will be allowed provided the relationship is not intra-outfit.

h. Public Displays of Affection

- (1) Cadets in uniform will refrain from personal/romantic contact in public view. A male cadet may offer his left arm to a woman when walking. A female cadet may take the arm of a man while walking. Walking arm-in-arm does not preclude the requirement to render proper military courtesy. Holding hands or walking or sitting with arm around waist or shoulder is not permitted.
- (2) The Aggie Tradition of kissing after the football team scores is permitted and not considered a violation of this policy.

i. Use of Profanity. Members of the Corps of Cadets will not use profanity when performing Corps functions, in the “Corps environment,” or while wearing Corps uniforms (i.e., all cadets are expected to use good judgment and restraint in expressing themselves).

j. Interference with Free Time. As a general guide for cadet conduct, all students are entitled to use free time to study, sleep or attend to personal matters, except when otherwise directed by competent authority. No person subject to these policies shall curtail or interfere with the use of available free time by any other person subject to these policies. The following are expressly prohibited:

- (1) Ordering any person subject to these policies to run errands or placing any person on an unauthorized detail; conversely, submitting to the running of errands or the performing

- of any unauthorized detail or service with or without remuneration. For additional information refer to abuse of class relationship.
- (2) Requiring freshmen to participate in “uniformity” activities (e.g., requiring a “fish Buddy” to enter/exit the quad/dorm or get another plate of food, etc.).
 - (3) Requiring cadets to return to the dorm between classes unnecessarily.
 - (4) Requiring any unauthorized activity during the Academic Day.
- k. **Motor Vehicles.** No motor vehicle will enter, be operated on, or parked in the quadrangle or dormitory area.
- l. **Pets.** Per Texas A&M University Student Rule 36 students are prohibited from keeping pets or other animals on the campus or taking such animals into dormitories, dining halls, or other University buildings. Pets include all forms of wild or domesticated animal life. The exception to this rule is the Aggie Mascot, Reveille, and fish in an aquarium. Maximum approved aquarium size for use in a Corps dorm room is 20 gallons. Cadets must consult with Corps Housing before bringing an aquarium measuring 10-20 gallons. Requests for exceptions will be submitted to Corps Housing through the appropriate Military Advisor. Refer to [Dorm Administration](#) for a further discussion on animals in the Corps dorms.

CHAPTER 49: UNIVERSITY & CORPS DISCIPLINE PROCESS

1. INITIAL ACTION

Upon receipt of a report of an alleged violation, the Commandant or ACD may ask for recommendations from the cadet's Military Advisor or from any other appropriate source. The decision to require joint action with Student Conduct Office or handle the alleged violation within the Cadet system will be made in accordance with the Memorandum of Understanding (MOU) between the Dean of Student Life and the Office of the Commandant.

2. RIGHTS

These include the right to an Advisor, the right to know the specific charge being brought against them, the right to be informed in writing at least three (3) class days before the hearing, the right to waive the three-day notice of charges, the right to remain silent, the right to present witnesses, the right to review their cadet record, the right to receive a written statement of the outcome of the hearing, and the right to an appeal.

3. CHARGES

The issuance of a charge letter is the first step in the conduct hearing process. This letter states the alleged rules violation and/or incident of concern and requires the cadet(s) to schedule a hearing with the appropriate office. The charge letter does not indicate a presumption of responsibility of a rule violation, but rather a complaint has been made against the cadet and there is a need to hear both sides of the situation. Once a charge letter has been sent, the student may have access to view a part of the conduct file and information that resulted in the charges.

4. SANCTIONS

Sanctions involving expulsion and suspension from the University will be assessed by the ACD and representatives from the Student Conduct Office via a Student Conduct Panel in accordance with the joint Memorandum of Understanding. Sanctions of offenses not involving removal from the University will normally be assessed by the ACD and possibly a representative from the Student Conduct Office again in accordance with the joint Memorandum of understanding. Sanctions for offenses may include:

- a. University/Corps Expulsion. Separation action without option for readmission to the Corps and/or University.
- b. Corps Dismissal. Separation action for an indefinite period; readmission to the Corps is not guaranteed but will be considered upon request which can be submitted any time after the start of the Dismissal.
- c. University/Corps Suspension. Separation for a defined period; readmission is not guaranteed but will be considered upon request after the defined period of suspension.
- d. Corps Deferred Suspension. The sanction of suspension may be placed in deferred status. In this case, a violation of the Corps Discipline Policy during this period will cause the suspension to take effect immediately without further review. Additional action may also be taken regarding the most recent offense. Deferred suspension also carries the restriction a student is "Not in Good Standing" with the Corps of Cadets

- e. University/Corps Conduct Probation. An official warning a cadet's conduct has been in violation of University Rules and/or the Corps Discipline Policy, but is not serious enough to warrant expulsion, dismissal, or suspension. Conduct Probation means a cadet is "Not in Good Standing" with the University/Corps. Violation of any part of the probation may result in further sanctions. This sanction includes the same restrictions as Deferred Suspension, therefore the Cadet:
 - (1) May not hold a leadership position (defined as any Green Tab position, including CO, XO, SGM and 1SG for both Corps Units and Special Units e.g., Ross Volunteers).
 - (2) May not represent the Corps of Cadets to anyone off campus (e.g., Corps, Band, and PMC trips).
 - (3) Will have their Corps-administered scholarship reviewed. The ACD will be responsible for notifying the scholarship administrator a cadet is not in good standing.
 - (4) Further Corps provisions may be imposed by the Commandant on the sanctions outlined in the Sanction letter.
- f. University/Corps Conduct Review. An official warning the cadet's conduct is in violation rules and regulations, but is not sufficiently serious to warrant conduct probation. A cadet on Conduct Review shall remain "In Good Standing" with the Corps. This sanction may require regular meetings with an appropriate official and could also result in:
 - (1) Relief from Command or Position.
 - (2) Reduction of Cadet Rank.
 - (3) Payment of Damages.
 - (4) Restricted Weekends/Marching Tours.
 - (5) Letter of Reprimand.
 - (6) Demerits.
 - (7) Other similar and appropriate sanctions as approved by the Commandant.

5. APPEALS OF CORPS AND/OR UNIVERSITY SANCTIONS

Cadets receiving sanctions because of a student conduct process have the right to appeal as outlined in their Sanction Letter.

6. SUSPENSION FROM THE CORPS OF CADETS

Any cadet who receives a sanction of suspension or higher, must follow the written instructions presented to them in their sanction letter. The instructions for administrative separation are the same as suspension from the Corps of Cadets. They include:

- a. A definite time in which they must leave the Corps.
- b. Paperwork for leaving begins with the Assistant Commandant of Operations.
- c. Failure to check out properly may result in additional administrative uniform and housing fees.
- d. Admission back into the Corps is dependent upon completion of the sanction and approval by the Commandant.

7. ADMINISTRATIVE SEPARATIONS

The Commandant of Cadets may terminate Corps membership of any cadet for behaviors that are deemed inconsistent with the Aggie Code of Honor, university core values, cadet values, or the cadet oath. The following are examples of actions that may result in administrative separation from the Corps.

- a. Failure to take or pass the For the Record Corps Physical Fitness Test (PFT) and/or failure to meet the Corps Weight Management standards each semester.
- b. Any cadet who fails to make a C or better in any of the required SOMS or ROTC classes.
- c. Any cadet who delays more than two weekends to begin serving their restricted weekends (RWs) or fails to complete their RWs prior to the end of the semester. This information is found on the cadet CMS.
- d. Any cadet failing to meet the requirements of their Corps Academic Probation Contract.
- e. A sanction of Corps Dismissal from the Cadet Performance Review Board (CPRB).
- f. A loss of trust and confidence.

CHAPTER 50: ALCOHOL AND DRUG POLICY

1. ALCOHOL USE

- a. In support of good order and discipline, Alcoholic Beverages are Not Permitted "On the Quad" (the area enclosed by Lewis Street, Coke Street, and Lubbock Street with the east side of the Quad bounded by the east edge of the Band Drill Field and Dunn and Aston Halls in the Commons). The transport, storage, or use of alcohol in the dorms and public areas such as hallways, LLCs, bathrooms, quad courtyards, and parking lots is not permitted. Alcohol containers (vessels in which alcohol is sold) are not permitted on the quad or in a Corps dorm.
- b. Cadets who are in possession or drinking alcohol "On the Quad" will be charged with violating Corps/University Alcohol Policy rules and with Conduct Unbecoming of a Cadet.
- c. Cadets will not consume alcohol while in uniform on or off campus unless specifically approved by the Commandant or his designated representative. Cadets who perform a duty representing Texas A&M or the Corps of Cadets (e.g., Fighting Texas Aggie Band, Football Corps March-In, Corps Reviews and Parades, Officers of the Day, Color Guard, PMC, RV, FDT, etc.) will not consume alcohol during the time period defined as 8 hours prior to the event until after the completion of the duty event. Additionally, all cadets must be fit for duty and not be suffering ill effects of alcohol consumption at the commencement of the duty event.
- d. Cadets who are 21 years old or older and publicly intoxicated, on or off the university campus, will be charged with violating University Student Rules. This rule also applies to cadets, who allow, provide, or do not attempt to stop a cadet under the age of 21 from drinking, on and off campus. Sanctions for most alcohol-related infractions include University/Corps Conduct Probation and alcohol abuse education. Cadets who provide alcohol to minors may be suspended for at least one semester.
- e. Cadets who are under the age of 21, and in possession of, or drinking alcohol, or publicly intoxicated, on or off the university campus, will be charged with violating University Student Rules. Sanctions for most under 21 alcohol-related infractions include University/Corps Conduct Probation, alcohol education, and a letter to the cadet's parents.
- f. Outfit Social Events – off/on campus. Any social event sponsored by an outfit cannot use outfit funds to purchase alcohol for the event. Additionally, at an outfit social event where any cadet is under the age of 21, alcohol may only be served/available IAW Student Activity Rules (i.e., positive control of no alcohol to minors). All outfit sponsored social events off campus require a Risk Assessment form (approved by Student Activities and the outfit Military Advisor) and a military letter approved by the Corps Commander.
- g. If you know of a cadet who appears to have a serious drinking problem (e.g., constantly drinking, getting drunk several nights a week, etc.), express your concern to an appropriate Corps or Office of the Commandant staff member. If he/she is having drinking problems, he/she also may be having other problems (e.g., social, academic, mental, physical, etc.). Referral of the cadet to the Student Life Alcohol and Drugs Education Programs or Student Counseling Services may also help.

2. ILLEGAL DRUG USE / ABUSE OF LEGAL SUBSTANCES

- a. As a deterrent against the illegal/inappropriate use of drugs, all cadets are subject to selection for a random drug test.
- b. Inappropriate drugs are defined as non-prescription substances that produce effects that impair the judgment of the cadet and interfere with “good order and discipline” (e.g., salvia, “herbal tobacco”, etc.). Use of prescription drugs without a valid prescription is illegal. Cadets found to be using drugs without a valid prescription will be dealt with as though they were using illegal drugs.
- c. Use of illegal/inappropriate drugs in the Corps of Cadets will not be tolerated. Cadets should submit any information regarding illegal/inappropriate drug use on or off campus to an appropriate Office of the Commandant staff member, who will notify University Police and take appropriate disciplinary action.
- d. Cadets found responsible for use or possession of illegal/inappropriate drugs are normally suspended for at least one semester. If a cadet is allowed to remain in the Corps (due to extraordinary circumstances), or is readmitted, he/she may be required to submit to drug testing (at their own expense) and test negative on all the required drug tests as outlined in the Corps Sanction Letter. The Commandant may require additional provisions on drug related sanctions.
- e. In the event of an overdose or other drug related problems needing medical attention:
 - (1) Call the emergency number 911 (9-911 from a campus phone).
 - (2) Transport to Beutel Health Center if situation dictates (845-1511).
 - (3) Bring possible clues for drug identification (empty pill bottles or vomit samples).
 - (4) Immediately call the Commandant’s Office (845-2811) or Operations and Training (862-4311). If emergency occurs on a weekday after 1700 and before 0800, or on a weekend, notify the Commandant’s Duty Officer through the Guardroom at 979-845-6789 or directly at 979-229-5826.
- f. Commanders (or others) should contact the following in handling a drug-related problem.
 - (1) Any member of the Commandant’s staff.
 - (2) Student Life Alcohol and Drug Education Programs, 979-845-0280.
 - (3) Student Counseling Service, 979-845-4427.

3. RANDOM DRUG TESTING POLICY

- a. Intent. The use of illegal/inappropriate drugs in the Corps of Cadets runs counter to the values we hold, and our vision for character and leadership development. Illegal drug use will not be tolerated. Being under the influence and/or misuse of a controlled substance, or abuse of prescription drugs will also not be tolerated. This also includes substances similar to that of a controlled substance (e.g., “designer drugs”). As a deterrent against the use of these drugs, all cadets are subject to random drug testing via urinalysis. This policy outlines cadet expectations for compliance, execution of random drug testing, and actions taken upon the results of a positive test or when a cadet is found to be using or possessing illegal drugs.
- b. Compliance

- (1) Incoming freshmen cadets must complete a Random Drug Test Notification Waiver during Freshmen Orientation Week (FOW) or Spring Orientation Week (SOW). 100% compliance is required to be a member of the Corps of Cadets.
- (2) Returning cadets (upperclassmen) must re-apply to the Corps of Cadets each year and agree via the Random Drug Test Notification Waiver to random drug testing to be granted re-admission and remain members of the Corps of Cadets.
- (3) Execution of Testing. At random times during the school year at the discretion of the Assistant Commandant of Operations, cadets will be informed they have been selected for a drug test. Cadets must comply with all procedures of the published program within the time specified or face Corps Disciplinary actions for non-compliance. Notification and testing will be accomplished as follows:
 - (a) For standard testing, the Operations Director will notify the CDO the night prior to a scheduled testing period of which cadets will be tested the following morning and alert staff members of the need to conduct testing the following morning.
 - (b) At 0545 the morning of random testing, the CDO will notify the cadet leadership of affected cadets and provide the following instructions:
 1. The Commandant's staff will conduct random drug testing to commence at 0600.
 2. All identified cadets must line up in the hallway at 0600 in outfit PT gear carrying only their student ID card.
 3. Cadets are not permitted to leave the dorm for any reason or to use the latrines until after random testing has been completed.
 4. Cadets may drink water, coffee, soft drink, etc., to hydrate if needed.
 - (c) Commandant's staff members will post in the hallway of the affected outfits as follows:
 1. Two staff members at a table to collect student ID cards and complete testing paperwork.
 2. One or more staff members to monitor sample collection in both the male and female restrooms. If no female staff members are available, a male staff member will inspect the female restroom prior to testing and post outside the door while females (individually) provide a testing sample. (Alternatively, a female cadet from Corps Staff or the Major/Minor Unit Staff will monitor sample collection in the female restroom.)
 - (d) Cadets will provide their student ID card to a member of the commandant's staff and will be handed a collection vessel.
 - (e) Cadets will proceed to the restroom to provide the requisite amount of sample material as instructed by members of the Commandant's staff. The staff member will verify the sample is within the required temperature range and ensure a proper amount was collected.
 - (f) Cadets will turn their sample into the Commandant's staff member who will verify the collection vessel is properly closed for packaging.

- (g) Cadets will initial their sample vessel and packaging labels and verify student ID numbers have been transcribed correctly and match on all documents. Cadets on prescription drugs must notify the Commandant's staff member handling the collection paperwork.
 - (h) Commandant's staff members will affix a tamper resistant seal to the sample vessel, package according to manufacturer instructions, and affix the second seal to the outside of the package.
 - (i) Students will sign paperwork acknowledging proper handling and packaging and will be given a copy for their records.
 - (j) Following the testing period, samples will be boxed and shipped via express mail for laboratory testing. Between the end of sample collection/packaging and shipping, representatives from Commandant's office will maintain 100% control and accountability of the collected samples.
- (4) Notification of Test Results
- (a) The Assistant Commandant of Operations will receive the testing results via secured email and will review for positive findings.
 - (b) Cadets identified with a positive finding on the test results will be referred to the Assistant Commandant for Discipline for investigation and disciplinary actions as necessary.

CHAPTER 51: CORPS WEAPONS POLICY

1. PURPOSE

This policy governs weapons use on campus by Corps of Cadets and ROTC students.

2. WEAPON TYPES

- a. Operational Weapons. Weapons capable of firing projectiles (bullets, blanks, pellets).
- b. Training Weapons. Rubber and/or de-militarized weapons not capable of firing projectiles.
- c. Personal Weapons
 - (1) A personal weapon, in regards to dormitories and on campus, includes firearms, knives (including military fighting knives [K-Bar or bayonet]), bows and arrows, machetes, non-ceremonial swords, etc., over 4 inches, as well as axes and axe handles, clubs, taser/stun guns, and other items that logically could be used as a weapon.
 - (2) In addition, the following items are prohibited from being used inside of any residence hall room or public area: Airsoft guns, paintball guns and Nerf guns. These items may be stored in a residence hall room, but may not be used anywhere inside of a residence hall.
 - (3) Texas State law allows an individual with a License to Carry to possess and store personal handgun(s) on campus. This applies only to handguns. Additionally, the individual must have completed the Concealed Carry course and possess a license/permit to carry a concealed handgun. All other personal weapons as described in paragraphs 2.c.(1) and 2.c.(2) above remain unauthorized.
 - (4) Refer to ResLife regulations for a further discussion on the required storage of an authorized handgun in a campus dormitory by a cadet possessing a License to Carry.
 - (5) The Office of the Commandant may grant approval for Corps special units (such as but not limited to Fish Drill Team, Ross Volunteer Company, Recon, SEAL Platoon, Rudders Rangers, etc.) to store in the residence halls "training weapons" which are utilized in their approved activity. Cadets who are part of these approved units/organizations are encouraged to secure the weapon with a locking mechanism. Additionally, senior cadets in the Corps of Cadets are authorized to possess and store their ceremonial sword that is part of the senior cadet uniform in their dorm room.
 - (6) Prohibited items discovered during an inspection will be confiscated and disciplinary action will be taken. Confiscated items will be turned over to the Assistant Commandant for Discipline who will make final disposition in concert with the Student Conduct Office as required. UPD may also be notified. Failure by a concealed carry permit holder to properly secure their handgun in their dorm room (locked in an approved safe) when not in control of their weapon on their person is a violation of student conduct and housing regulations. UPD and the Assistant Commandant for Discipline will be notified for immediate action.

3. DESIGNATED TRAINING AREAS

- a. Designated training areas for the Corps of Cadets and ROTC students include: the Quad, Spence Park, the football tailgating park south of the Koldus Building, Military Science Building

(the Trigon), Brayton Firemen's Training Center, Riverside Campus, Simpson Drill Field, Obstacle/Stamina Course area, and Fiddler's Green.

- b. In other than designated training areas, any cadet or ROTC student possessing any training weapon will be in a recognizable cadet or ROTC uniform. Physical training uniform is not acceptable.
- c. The University Police Department will be notified at least 24 hours in advance of any training involving training weapons by emailing the date, time, and location of the training to the following: Patrol Supervisors (patrol_supervisors@police.tamu.edu); and the Communications Office (communications@police.tamu.edu). A call to the University Police Department (UPD) (979-845-2345) should be made if requiring assistance or if the training is cancelled. This includes, but is not limited to the following:
 - (1) Best Ranger Competition.
 - (2) Road Marches.
 - (3) Training at the Student Recreation Center.
- d. No ROTC-issued training weapons are authorized in any building on campus, (other than the Trigon) during normal training times with the following exceptions:
 - (1) Part of a military ceremony.
 - (2) During ROTC sponsored Leadership Laboratory meetings.

4. SECURITY AND STORAGE

- a. Operational Weapons will be issued and returned according to prescribed regulations and will be secured in designated storage areas located in the basement of the Military Science Building.
- b. ROTC Affiliated Special Units such as Rudder's Rangers, RECON Company, SEAL Platoon, and the Special Tactics Squadron, along with standard Corps outfits will comply with all ROTC procedures for training weapons (specifically Rubber Rifles) issue and storage. These training weapons can be maintained over night by cadets in their dorm rooms as required for training purposes. A member of the ROTC or Commandant staff is not required to be present for the issue, or use of the training weapons if the training has been previously approved by Operations Order or Cadet Military Letter and the proper notification of their outside use has been provided to campus authorities.
- c. Corps of Cadets Issued Training Weapons: This includes training weapons issued to the Ross Volunteers, Fish Drill Team, Color Guards, and Parson's Mounted Cavalry.
 - (1) Training weapons for the Ross Volunteers, Fish Drill Team, and Color Guards may be kept in an individual cadet room.
 - (2) Any individual or group training outside of normal, scheduled practices, will be conducted within the boundaries of the Corps dormitory area (the Quad).
 - (3) All Corps of Cadets issued training weapons will be returned, inventoried, and secured upon completion of the academic year. Cadets taking their training weapon home for semester break (to practice) must complete an accountability form and follow all rules and regulations as to storage, transportation, and use of the training weapon.

5. TRANSPORT OF WEAPONS

- a. Operational Weapons will be transported in authorized vehicles designated by the ROTC program or the Office of the Commandant. These vehicles will be accompanied by either a member of the respective ROTC staff or designated advisor from the Office of the Commandant.
- b. Training Weapons will be transported in authorized vehicles and/or containers. When transported in quantity, weapons will be accompanied by either a member of the respective ROTC staff or designated representative from the Office of the Commandant.
- c. Individual Transport of Training Weapons. Members of the Ross Volunteers, Fish Drill Team and Color Guards are authorized to transport their assigned ceremonial weapon in a privately owned vehicle during recognized student holiday periods. For loading/unloading of a weapon, the vehicle must be parked along Coke Street. The weapon will be moved directly from/to the dorm and the vehicle, and secured.

CHAPTER 52: CADET PERFORMANCE REVIEW BOARD

1. The Cadet Performance Review Board (CPRB) reviews individual cadet performance that fails to meet the high standards of the Corps of Cadets, and makes recommendations to the Corps Commander concerning the charged cadet's continued membership in the Corps. The CPRB is convened by the Corps Commander who has the final disposition for each case. The procedures and operation of the CPRB are specified in the Cadet Performance Review Board manual, located on the cadets.tamu.edu web site.
2. The CPRB is formed from a pool of 10 to 25 Senior cadets selected by the Cadet Performance Review Board President and approved by the Corps Commander.
3. A CPRB is only considered when a Cadet Commander submits a charge sheet detailing violations of The Standard to the CPRB president. A charge sheet may only be submitted when:
 - a. A Cadet Commander has attempted every other method at their disposal to correct cadet substandard performance: counseling, demerits, marching tours, restricted weekends, and removal from leadership position (if applicable) and/or
 - b. A Cadet Commander has first-hand knowledge of a cadet who has violated the Aggie Code of Honor.
4. If the above constraints are met, the Cadet Commander may submit a charge sheet accompanied by documentation relevant to the charged cadet's performance and previous attempts to correct substandard performance to the CPRB president and the CPRB sergeant for review. After review and consultation with the Corps Commander and Corps Standards and Accountability Director, the CPRB President will inform the Cadet Commander of the decision whether or not to convene a CPRB on the charged cadet.

CHAPTER 53: CORRECTIVE PHYSICAL TRAINING

1. GENERAL

The purpose of the Corrective Physical Training (CPT) Policy is to further define permissible activity as it relates to administering physical training as a form of corrective action for minor infractions of cadet performance or behavior. CPT provides cadet leaders a tool to motivate and instill discipline in underclassmen while drawing attention to and counseling/correcting minor infractions. Individual Corrective Physical Training (ICPT) provides leaders a tool for correcting the behavior or actions of an individual. Group Corrective Physical Training (GCPT) provides a cadet leader the vehicle to administer CPT to a group of cadets (within a unit, i.e., squad or platoon) for minor infractions. Serious disciplinary infractions will be referred to the chain of command. "Punitive PT" (used solely to punish) is not authorized – cadet leaders using punitive measures or conducting CPT outside the following guidelines will incur disciplinary actions in accordance with The Standard and University Student Rules.

2. COUNSELING

Reverting to a CPT session for a cadet(s) who needs to be motivated or whose actions need correction should not be the default answer. Counseling of the cadet(s) by the leader needs to have occurred first. Possibly more than one counseling session needs to have occurred before the leader determines CPT is required. If the leader determines to conduct a CPT session, counseling of the cadet(s) during the CPT session must occur to ensure the cadet(s) understand their poor performance and how to correct their actions.

3. INDIVIDUAL CORRECTIVE PHYSICAL TRAINING

- a. Cadet leaders may begin to administer ICPT the week following FOW/SOW, provided cadet trainees have passed a medical screening and are not currently on medical restrictions.
- b. Only cadet leaders possessing a numbered "Corrective Physical Training Instruction Card" for the current year may conduct CPT. The CPT Card must be available on cadet leader's person during the administration of CPT.
- c. A cadet leader will only administer ICPT for a single cadet.
- d. Each ICPT session will include a combination of at least three different exercises from the list below (as outlined on the CPT Instruction Card) and will include a 30-second break midway through the session where the leader should be counseling the cadet. Cadets will select exercises that use different muscle groups.
- e. Time limits for an ICPT session:
 - (1) Fall semester: 3-min exercise / 30-second rest / 3-min exercise.
 - (2) Spring semester: 4-min exercise / 30-second rest / 4-min exercise.
- f. Only the following exercises are authorized:

Aerobic Exercises	Upper-Body Exercises	Lower-Body Exercises	Abdominal Exercises
--------------------------	-----------------------------	-----------------------------	----------------------------

Mountain Climbers*	Pull-Ups*	Squats	Crunches
Side Straddle Hops*	Dips	Squat Thrusts*	Sit-ups
Stationary Double Time	Push-Ups (Hands Shoulder Width)*	Stationary Lunges	Planks
Steam Engines*	Arm Rotations		Flutter Kicks
Burpees*			Russian Twists

*Exercises are done with a single-count cadence.

- g. Cadets conducting an ICPT session will emphasize proper techniques. Do not reinforce poor techniques. If a cadet is struggling with technique, move to the next exercise. At the conclusion of the ICPT session, the leader needs to demonstrate the proper technique if there were problems.
- h. Cadets will empty the contents of their pockets prior to performing CPT.

4. EARNING A CORRECTIVE PHYSICAL TRAINING INSTRUCTION CARD

- a. Each CPT Instruction Card is numbered and has the cadet's name and the issuing authority on the front of the card.
- b. A cadet must be in a leadership position (Team Leader, Squad Leader, Platoon/Flight Leader or Sergeant, First Sergeant, Executive Officer or Commanding Officer) to earn a CPT Instruction Card.
- c. To earn a CPT Instruction Card, a cadet must first demonstrate the ability to properly execute each exercise and professionally conduct one CPT session. Minor Unit leaders will facilitate CPT certification to ensure unit standardization of training and submission of certified trainee names to their respective Military Advisor.
- d. Military Advisors are the issuing authority for their units upon the recommendation of the Minor Unit Commander.
- e. CPT Instruction Cards are only valid for the current academic year.
- f. Cadets who abuse the CPT program (improperly execute a CPT session, allow their CPT Instruction Card to be used by another cadet, or otherwise violate the CPT program) will lose their leadership position and have their CPT Instruction Card revoked. Cadets could also face disciplinary action.

5. RESTRICTIONS

- a. Group CPT will never be conducted because of a single cadet's actions.
- b. A cadet will complete no more than one CPT session in a one-hour period.
- c. A second upperclassman cadet is required to be present for a CPT session. The second cadet observes the session and uses a watch to keep track of session time.

- d. CPT will not be administered during the Academic Day or Evening Study Time. Weekend CPT must be authorized in writing by the Major Unit Commander via Military Letter.
- e. CPT may only be administered on the Quadrangle, Spence Park, Simpson Drill Field, and the Obstacle Course training area. Fightin' Texas Aggie Band leaders may use the Band Field to administer CPT.
- f. Running is not an authorized exercise for CPT. A leader conducting CPT will not vigorously run cadet(s) to one of the approved locations to conduct CPT. Jogging to the location is appropriate.
- g. ICPT is authorized in dormitory hallways when inclement weather precluded ICPT from being conducted outside. At no time is GCPT conducted in the dormitory.
- h. CPT is limited to the exercises, techniques, and duration as described herein and on the CPT Instruction Card.
- i. CPT will NOT be performed:
 - (1) While in "Class B" Uniform (PT Gear or C's & T's are the only authorized uniforms for CPT.)
 - (2) While in a medically restricted status.
 - (3) At any location other than the areas identified previously.
 - (4) In soggy or watered down areas or ground that is hazardous for training (i.e. gravel, brush, etc.).
 - (5) In confined spaces or any location or environment considered unsafe where a cadet could possibly be injured.
 - (6) By cadets not authorized to conduct CPT (cadets not issued a CPT Instruction Card; cadets not in possession of their CPT instruction Card; cadets conducting CPT with a CPT Card issued to a different cadet).
- j. Violations of these guidelines will be investigated as potential hazing incidents.

6. ADDITIONAL CONSIDERATIONS FOR CONDUCTING CPT

- a. During Hot Weather:
 - (1) Increase water consumption and supervise regular intake by cadets.
 - (2) Regulate training according to the heat conditions as posted on cadets.tamu.edu and as defined in the Heat Condition Table in [Hot Weather Safety](#).
 - (3) Be alert to heat illness symptoms and other physical illnesses and take appropriate actions (outlined in the [Safety Program](#) and on the "Corrective Physical Training Instruction Card").
 - (4) Modify uniform clothing, as authorized, for proper UV radiation protection, ventilation, and dissipation of body heat.
 - (5) CPT will not be conducted during "Black Flag" conditions.
- b. During Cold Weather:
 - (1) Ensure water consumption by cadets.

- (2) Guard against hyperthermia by ensuring proper clothing and use of gloves and head covering.
- (3) Do not require cadets who have worked up a sweat to stand or remain outside in the cold weather conditions. Build in time to have cadets change into dry, warm clothes prior to further training or formation.

7. ON-THE-SPOT DISCIPLINE

- a. The purpose of On-The-Spot Discipline is to correct in an immediately impactful way any cadet failing to comply with the Standard.
- b. On-The-Spot Discipline will consist of a class set of pushups in Class B uniform or below by an upperclassman as a corrective action for ignorance of required knowledge, or a conscious disregard for the Standard.
- c. A correcting cadet will always push with the corrected cadet regardless of class.
- d. Corrective action of fish involving pushups will only take place on weekdays prior to a formation, after second call, while outside on the parade deck. This action is not authorized on football game days.
- e. Corrective action of sophomores and upperclassmen involving pushups may be conducted on the Quad between 0545 and the start of EST on weekdays. This action is not authorized on football game days.
- f. A standard pushup does not involve holding in a downward position and does not incorporate any other physical training.

CHAPTER 54: DEMERIT SYSTEM

1. GENERAL

Demerits serve both as a disciplinary tool and a performance indicator. Unit Commanders are responsible for ensuring the system works properly. All demerit codes have a maximum number of demerits assigned to them (e.g., if a demerit code has a max limit of 6 demerits, anywhere between 0-6 demerits may be issued for that offense). Assigning more than the maximum number of demerits could result in the issuer receiving demerits.

2. AUTHORITY

The Cadet Corps Commander will determine who is authorized to give demerits in the Cadet Chain. The ACD and the Assistant Commandant of Operations and his staff are authorized to issue demerits.

3. AWARDING DEMERITS

Demerits are awarded in accordance with the Schedule of Demerits and may be removed by serving restricted weekends.

SCHEDULE OF DEMERITS

Code	Range	Description
301	1-3	Room Standard Set-Up Violation: bed improperly made, dirty mirrors/sink, improperly arranged closet, desk, or cabinets
302	1-3	Uniform Violation: unshined shoes, missing uniform parts or brass, missing CDISH card/Cadence (freshmen)
303	1-3	Lack of military bearing at formation or training time
304	1-3	Failure to know required knowledge
305	1-3	Unauthorized articles in room
306	1-3	Wear of unserviceable uniform parts or inappropriate uniform items
401	4-6	Improper haircut/shave
402	4-6	Sleeping in uniform in public
403	4-6	Violation of class privileges (see standard for class privileges)
404	4-6	Failure to comply or appear, Minor Offense
405	4-6	Gross personal appearance
406	4-6	Failure to attend required formation/activity
407	1-3	Failure to submit required reports, Minor Offense
408	4-6	Inappropriate public display of affection while in uniform
409	4-6	Failure to follow schedule of demerits

410	4-6	Unsatisfactory score on Standard of Living Inspection
501	4-10	Failure to wear correct UOD to class (i.e., wearing ACUs when UOD is Bravos)
502	4-10	Wearing unauthorized item(s)
503	4-10	Display of offensive material
504	4-10	Room in gross disorder
505	4-10	Failure to sign out during EST
506	6-10	Failure to Comply or Appear, Major Offense
507	4-6	Failure to submit required reports, Major Offense
602	1-10	Failure to Enforce Standards

4. ACCUMULATION OF DEMERITS

Any cadet who receives 15 demerits will automatically receive a Restricted Weekend. Cadets normally have two weeks to complete their restricted weekend from the date entered into the Cadet Management System (CMS). If a cadet receives 45 demerits or more in one semester, their status in the Corps of Cadets will be reviewed and a recommendation made concerning their continued membership.

5. RIGHT TO APPEAL

Cadets have the right to appeal the demerits assigned by following the instructions online in the Cadet Management System (CMS). All appeals will be filed with the issuing individual within three working days of when the demerits are awarded. Office of the Commandant staff will resolve disputes resulting from the appeals process.

CHAPTER 55: MARCHING TOURS

1. GENERAL

Cadet conduct violations warranting marching tours are considered more severe than violations that would call for demerits and less severe than actions that would call for Restricted Weekends. Marching tours may be awarded in the case of multiple infractions that, on an individual basis, would only warrant demerits.

2. AUTHORITY

Marching tours are awarded by members of the Commandant's staff, the Corps Commander, major and minor unit commanders, outfit commanders, special unit commanders, and designated cadet staff members.

3. AWARDING MARCHING TOURS

A cadet may be awarded one or two hours of marching in conjunction with a restricted weekend, but a marching tour will not automatically be issued with a restricted weekend.

Code	Description
200	Requiring underclass cadets to perform unauthorized duties
201	Repeated minor offenses
202	Blatant Disrespect or Insubordination
203	Failure to appear at Corps wide functions where military letters are required
204	Violation of a directive
205	Repeated evasion of responsibility (i.e., Failure to perform assigned task)
207	Repeated violation of study conditions, quiet hours, or scholastic policy
208	Breach of restriction
209	Repeated academic neglect, includes non-attendance of scheduled classes
210	Improper conduct in Dining Hall, includes violations of Dining Hall Policy
211	Improper care of assigned property
212	Violation of visitation policy
213	Use of obscene, profane, or improper language or gestures
214	Failure to wear any uniform to class or required building
215	Excess Demerits
601	Commandant's Room Inspection
602	Failure to Enforce Standards

4. COMPLETING MARCHING TOURS

- a. A cadet must complete an awarded marching tour by the deadline indicated in CMS. Failure to complete a marching tour will result in the assignment of a Restricted Weekend in addition to the original marching tour. Cadets who fail to complete a marching tour by the suspense deadline will be denied certain privileges detailed below until they complete their marching tour:
 - (1) Removal from leadership (green/gray tab) position. Command team members will be evaluated for continued service in their respective positions.
 - (2) Prohibited from participating in any special unit activities (to include ROTC special unit activities) or Corps sports team activities.
 - (3) Denial of Military Letter requests to leave campus for the weekend.
- b. It is the responsibility of the cadet who was awarded the marching tour to schedule an assigned marching tour with the Corps Discipline Sergeant via cadets.tamu.edu. See [Marching Tour Drill](#) for Marching Tours execution.

5. RIGHT TO APPEAL

Cadets have the right to appeal a marching tour by following the instructions online in the Cadet Management System (CMS). All appeals will be filed with the issuing individual within three working days of when the marching tours are awarded. Office of the Commandant staff will resolve disputes resulting from the appeals process.

CHAPTER 56: RESTRICTED WEEKENDS

1. GENERAL

Restricted Weekends (RWs) are awarded for serious cadet conduct violations.

2. AUTHORITY

Restricted Weekends are awarded by members of the Commandant's staff, the Corps Commander, major and minor unit commanders, outfit commanders, special unit commanders, and designated cadet staff members.

3. AWARDING RESTRICTED WEEKENDS

Restricted Weekends are awarded for the violations listed below.

Code	Description
200	Requiring underclass cadets to perform unauthorized duties
201	Repeated minor offenses
202	Blatant Disrespect or Insubordination
203	Failure to appear at Corps wide functions where military letters are required
204	Violation of a directive
205	Repeated evasion of responsibility (i.e. Failure to perform assigned task)
206	Failure to comply after given warnings
207	Repeated violation of study conditions, quiet hours, or scholastic policy
208	Breach of restriction
209	Repeated academic neglect, includes non-attendance of scheduled classes
210	Improper conduct in Dining Hall, includes violations of Dining Hall Policy
211	Improper care of assigned property
212	Violation of visitation policy
213	Use of obscene, profane, or improper language or gestures
214	Failure to wear any uniform to class or required building
215	Excess (15) Demerits
601	Commandant's Room Inspection
602	Failure to enforce standards

4. COMPLETING RESTRICTED WEEKENDS

- a. All Restricted Weekends must be completed by the suspense deadline as indicated in CMS. Cadets may sign up for Restricted Weekends on cadets.tamu.edu.

- b. In rare circumstances, cadets may petition the Corps Discipline Officer to complete their RWs by serving a Restricted Week or by completing an eight-hour work detail with Parsons Mounted Cavalry or with the Uniform Distribution Center. Restricted Weeks and work details will be coordinated through the Corps Discipline Officer and must be completed by the original suspense deadline.
- c. Cadets who fail to complete an RW by the suspense deadline will be denied certain privileges detailed below until they complete their RW:
 - (1) Removal from leadership (green/gray tab) position. Command team members will be evaluated for continued service in their respective positions.
 - (2) Prohibited from participating in any special unit activities (to include ROTC special unit activities) or Corps sports team activities.
 - (3) Denial of Military Letter requests to leave campus for the weekend.
- d. If a cadet earns three Restricted Weekends in one semester, the Corps Discipline Officer will consult with the cadet's commander to determine if a Cadet Performance Review Board is warranted.
- e. Failure to complete an RW by the end of the semester will result in dismissal from the Corps. Cases involving graduating seniors with outstanding RWs will be sent to the Student Conduct Office for a formal university hearing.
- f. Seniors who fail to complete an RW by the weekend prior to Final Review will not be eligible to march Final Review.

5. RIGHT TO APPEAL

Cadets have the right to appeal RWs assigned by following the instructions online in the Cadet Management System (CMS). All appeals will be filed with the issuing individual within three (3) working days of when the RWs are awarded. Office of the Commandant staff will resolve disputes resulting from the appeals process.

Appendix A: ASSISTANCE PROGRAMS

1. There are numerous sources of assistance available to help all students at Texas A&M. Some of these resources are:
 - a. Emergency, on-campus 9-911 or off-campus 911.
 - b. University Police, 845-2345.
 - c. Campus Information, 845-3211.
 - d. Tell Somebody. As a member of the University community, if you observe any behavior that is concerning you may report the behavior using the online report form (<https://tellsomebody.tamu.edu/reportingform/>). Individuals may also report the behavior by contacting one of the team members during business hours by phone:
 - (1) Student behavior: (979) 845-3111 (Director of Student Life)
 - (2) Staff behavior: (979) 862-4027 (Manager, Human Resources and Organization Effectiveness)
 - (3) Faculty behavior: (979) 845-4274 (Dean of Faculties & Associate Vice Provost)If you are in an emergency situation that requires medical, psychological or police services, call 911. Do not use Tell Somebody if an immediate response is required.
 - e. Student Counseling and Psychological Services (CAPS), <https://caps.tamu.edu/>, 845-4427. Services offered include personal counseling, crisis intervention, stress management, career counseling, and academic enhancement. Students may make their first appointment on-line. Note that students with emergency or crisis situations should go directly to the CAPS, Monday through Friday 0800-1700; if after hours, call the Help Line at 845-2700, or go to an emergency room.
 - f. Student Health Services, A.P. Beutel Health Center, <http://shs.tamu.edu>, 845-1511. Staff provides primary health care services and promotes health through prevention and education.
 - g. Campus Ministry Association, <https://studentlife.tamu.edu/sas/campusministry/>, 846-4527. Professional staff members are available at the All Faiths Chapel, M-Th, 1- 4pm. Students may stop in, without an appointment, to visit with the minister on duty.
 - h. Aggie Mentoring Network, <https://mentoring.tamu.edu/>. Organization consists of faculty, staff, and administrators who act as mentors to students. Website provides a list of available resources.
 - i. Guard room, 845-6789.
 - j. Commandant's Duty Officer, 979-229-5826 (cell).
 - k. Operations and Training, 979-862-4311.
 - l. Car-Pool, 693-9905.
2. If in need of assistance, please contact any of the above or seek out Commandant's staff members. If the situation is deemed an emergency, call 911.

Appendix B: CAMPUSOLOGY

There are many famous facts and quotations which are an integral part of the traditions and history of Texas A&M University. Some of the more significant of these facts are listed on the following pages. New cadets will learn and understand these facts. The traditions of the school play an important part in a cadet's everyday life, and a thorough knowledge and understanding of these traditions is an important step toward becoming a Texas Aggie.

1. Under what act of Congress was A&M established?

The college was established under the Morrill Act of July 2, 1862.

2. When was Texas A&M opened?

A&M was opened for registration on October 2, 1876. On Wednesday, October 4, 1876, 40 students and six faculty members began instruction.

3. What is the inscription on the front and back of the pedestal on which the Lawrence Sullivan Ross statue stands in front of the Academic Building?

"Lawrence Sullivan Ross, 1838-1898, Soldier, Statesman, Knightly Gentleman; Brigadier General C.S.A., Governor of Texas, President of the A&M College."

4. What is Silver Taps and where is the notice for Silver Taps posted?

Silver Taps is the student body's final tribute paid to an Aggie who, at the time of his or her death, was enrolled in undergraduate or graduate classes at Texas A&M. The notice is posted at the base of the flagpole in front of the Academic Building.

5. What is Aggie Muster?

On April 21st each year, on the anniversary of the Battle of San Jacinto, Aggies gather together, wherever they are, to commemorate fellow Aggies who have died during the year. The tradition was begun 21 April 1903.

6. When and where did the Twelfth Man originate?

On January 2, 1922, in Dallas during the Dixie Classic (the forerunner of the Cotton Bowl), an Aggie, E. King Gill, was called from the stands to suit up as a substitute, hence the phrase "Twelfth Man."

7. What year were women admitted to Texas A&M as provisional students? What year were women allowed to join the Corps of Cadets?

Women were admitted on a provisional basis to Texas A&M in 1963. Women joined the Corps in the fall of 1974 as members of Company W-1. In 1990, women began joining all-male Corps units in order to further integrate female cadets into the Corps of Cadets.

8. What are the Core Values of Texas A&M University? Where are they displayed on campus?

Excellence, Integrity, Leadership, Loyalty, Respect, Selfless Service

These Core Values are displayed on the six main entrances to the Memorial Student Center

9. What event related to the Bonfire occurred in 1999?

On November 18, 1999, at 2:42 a.m., tragedy struck Aggieland when the Bonfire stack collapsed. Twelve Aggies died due to injuries sustained in the collapse.

10. What is the inscription at the entrance to the Bonfire Memorial?

"There's a Spirit Can Ne'er be Told..."

11. What was Aggie Bonfire and what did it symbolize?

Until the bonfire stack collapsed in 1999, Aggies annually gathered wood and timber to build a huge bonfire, which symbolized the burning desire to beat the hell out of t.u. and the undying love all Aggies have for Texas A&M. The bonfire was normally set ablaze the night before the t.u. game when it was played in Kyle field and two nights before the game when it was played in Austin.

12. What is "Elephant Walk"?

Before the last regularly scheduled home football game each year, seniors gather and visit all of the important historical locations on campus before wandering off to some secluded spot as if old elephants about to die. This symbolizes the fact that, as former students, they will never again stand as part of the student portion of the Twelfth Man.

13. What is March to the Brazos and what does it stand for?

On April 1, 1977, the tradition of March to the Brazos was reinstated. In years past, the Cadet Corps would conduct a forced march to the Brazos River to keep cadets from playing April Fools' pranks. Today, March to the Brazos serves as a symbolic opportunity for cadets to assume their positions for the following year.

14. Who is the Aggie mascot and in what year did she originally join the A&M ranks?

Reveille, 1931

15. What is the inscription on the Spanish American War Memorial?

"In memory of students, officers, and faculty of the Agricultural and Mechanical College of Texas who volunteered to serve the United States of America in the Spanish American War, 1898-1902: Cuba, Puerto Rico, Philippines, China. Erected by American Memorial Association, Inc., 1953."

16. What is the inscription on the World War I Memorial?

"In recognition of the splendid participation by the A&M College of Texas in the World War and of the heroic sacrifices made by her sons. This memorial is given by the classes of 1923-24-25-26."

17. How are the 55 Aggies who served in World War I and died on active duty commemorated?

Fifty-five flags fly over Kyle Field at each home football game, there is a granite memorial located on the Corps Memorial Plaza at the north end of the Quad, and their names are on the plaques in the entrance to the Memorial Student Center.

18. How many Aggies served in World War II?

There were over 20,000 Aggies who served in World War II. Of these, over 14,000 served as officers, more than any other school, including the combined totals of the United States Military Academy and the United States Naval Academy.

19. Who are the eight Texas Aggie Medal of Honor recipients?

Horace S. Carswell, Jr., George D. Keathley, Thomas W. Fowler, Turney W. Leonard, William G. Harrell, Eli L. Whiteley, Lloyd H. Hughes, and Clarence E. Sasser.

20. What is the inscription on the Memorial Student Center?

"Greater love hath no man than this, that a man lay down his life for his friends." - John 15:13.

21. What is the inscription on the Rudder Tower?

"In memory of James Earl Rudder, 1910-1970, Class of 1932, Heroic Soldier. Commissioner of the General Land Office of Texas...Sixteenth President of Texas A&M University...Third President of the Texas A&M University System.

Earl Rudder was architect of the dream that produced this center. In this, as in all he did, he demonstrated uncommon ability to inspire men and lead them to exceptional achievement."

22. What is the inscription on the War Memorial located on the Corps Memorial Plaza?

"Greater love hath no man than this, that a man lay down his life for his friends." John 15:13.

"This memorial is dedicated to those A&M men and women who gave their lives in defense of our country since World War II. Here is enshrined in spirit and bronze a tribute to their valor and devotion to their country."

23. What was Governor Richard Coke's advice to students in 1876 and inscribed on the Coke Building?

"...To the Students: Let your watchword be duty, and know no other talisman of success than labor. Let honor be your guiding star in your dealings with your superiors, your fellows, with all. Be as true to a trust reposed as the needle to the pole, stand by the right even to the sacrifice of life itself, and learn that death is preferable to dishonor."

24. What is the inscription on the east end on the George Bush Library Museum?

"Let future generations understand the burdens and the blessings of freedom. Let them say we stood where duty required us to stand." President George Bush, January 1991

25. Who is 'Danger 79er'?

LTG J. F. Hollingsworth US Army, Class of 1940, was known as Danger 79er. He served heroically in the US Army from 1940 to 1976. He is the only general in the history of the United States who received the nation's second highest award for valor three times along with being wounded six times in combat.

26. For whom was the University airport named?

Easterwood Field was named for Jesse Easterwood, a former student of the College, who was killed while serving as a Navy pilot in 1919.

27. What is the Corps hump-it?

**The Fightin' Texas Aggie Cadet Corps
The Twelfth Man
The Spirit of Aggieland
The best damn outfit anywhere.**

28. When was the first football game played with t.u.?

In 1894, at Austin

29. In what year was A&M National Champion in football?

1939

30. Who are Texas A&M's Heisman Trophy winners?

The Heisman Trophy was won by John David Crow in 1957 and Johnny Manziel in 2012.

Appendix C: SONGS OF AGGIELAND

THE SPIRIT OF AGGIELAND

Some may boast of prowess bold
Of the school they think so grand
But there's a spirit can ne'er be told
It's the spirit of Aggieland.

CHORUS

We are the Aggies, the Aggies are we
True to each other as Aggies can be
We've got to fight, boys
We've got to fight!
We've got to fight for Maroon and White.
After they've boosted all the rest,
They will come and join the best.
For we are the Aggies, the Aggies are we,
We're from Texas A.M.C.

SECOND CHORUS (recited as a yell)

T-E-X-A-S, A-G-G-I-E,
Fight! Fight! Fight-Fight-Fight!
Fight! Maroon! And White-White-White!
A-G-G-I-E, Texas! Texas! A-M-C!
Gig'em Aggies! 1! 2! 3!
Farmers Fight! Farmers Fight!
Fight! Fight!
Farmers, Farmers, Fight!

THE TWELFTH MAN

(Sung after games in which Aggies are outscored)

Texas Aggies down in Aggieland
We've got Aggie spirit to a man!
Stand united! That's the Aggie theme.
We're the twelfth man on the team.
When we're down, the goin's rough and tough.
We just grin and yell we've got the stuff,
To fight together for the Aggie dream,
We're the twelfth man on that
FIGHTIN' AGGIE TEAM!

AGGIE WAR HYMN

Hullabaloo, Caneck, Caneck!
Hullabaloo, Caneck, Caneck!
Good bye to Texas University
So long to the orange and white
Good luck to dear old Texas Aggies
They are the boys who show the real old fight
The eyes of Texas are upon you,
That is the song they sing so well
Sounds like Hell!
We're gonna beat you all to- Chigaroo-garem!
Chigaroo-garem!
Rough, Tough! Real Stuff!
Texas A&M!
So Good bye to Texas university
So long to the orange and the white
Good luck to dear old Texas Aggies
They are the boys who show the real old fight
The eyes of Texas are upon you'
That is the song they sing so well
Sounds Like Hell!
So good bye to Texas University...
We're gonna beat you all to
Chigaroo-garem!
Chigaroo-garem!
Rough, Tough! Real stuff!
Texas A&M!
Saw varsity's horns off!
Saw varsity's horns off!
Saw varsity's horns off!
Short! A!
Varsity's horns are sawed off!
Varsity's horns are sawed off!
Varsity's horns are sawed off!
Short! A!

Appendix D: YELLS OF TEXAS A&M

Gig 'em

[Pass Back: Closed fist with thumb pointed straight up]

Aaaaaaaa!

Gig 'em, Aggies!

Aggies

[Pass Back: Hands flat, with index fingers and thumbs touching to form an "A"]

A-G-G-I-E-S

A-G-G-I-E-S

Aaaaaaaa!

Fight 'em, Aggies!

Farmers Fight

[Pass Back: Closed fists rotating around each other in alternating directions]

Farmers fight!

Farmers fight!

Fight! Fight!

Farmers, farmers fight!

Military

[Pass Back: Saluting motion]

Squads left! squads right!

Farmers, farmers, we're all right!

Load, ready, aim, fire, BOOM!

(Seniors only: "Reload!")

A&M, give us room!

Old Army

[Pass Back: Upward pointed finger moves in circular motion]

Aaaa, Rrrr, Mmmm, Yyyy(Drop voice)

Tttt, Aaaa, Mmmm, Cccc(Drop voice)

Aaaaaaaa!

Ol' Army fight!

Locomotive

[Pass Back: Hand looks to be pulling a train whistle, reaching upward and twisting on downward motion]

(slow)

Rah! Rah! Rah! Rah!

T-A-M-C

(faster)

Rah! Rah! Rah! Rah!

T-A-M-C

(very fast)

Rah! Rah! Rah! Rah!

T-A-M-C

(Seniors only: "Whoop!")

Aaaaaaaa!

Rah! Rah! Rah! Team!

Kyle Field

[Pass Back: Left hand raised with waving motion, right hand at your side with index finger pointing to the ground]

K-Y-L-E

F-I-E-L-D

Aaaaaaaa!

Kyle Field!

Beat the Hell

[Pass Back: Left arm clapping bicep, Right arm pulling up, fist clenched]

Beat the hell outta (whoever we're playing that week)!

Horse Laugh¹

[Pass Back: Hands with fingers straight are held palms together, and then hands move back and forth in a pointing motion]

Riffety, riffety, riff-raff!

Chiffity, chiffity, chiff-chaff!

Riff-raff! Chiff-chaff!

Let's give 'em a horse laugh:

Sssssss!

Sit Down Bus Driver²

[Pass Back: Two hands driving motion]
Sit Down, Bus Driver!

Fifteen for Team³

[Pass Back: 15 fingers are shown, followed by a
"T" motion similar to a "time out" signal]
Rah! Rah! Rah! Team!

Team⁴

[Pass Back: Hands form a "T", like a "time out"
symbol]
T-E-A-M, T-E-A-M
Aaaaaaaa!
Team! Team! Team!

Fifteen for Team, Farmers Fight, Call it a Night

[Pass Back: 15 fingers are shown, followed by a
"T" motion similar to a "time out" signal; Closed
fists rotating around each other in alternating
directions; Hands clapped together, brought to
right side of head in a "sleeping" motion]
Rah! Rah! Rah! Team!
Farmers fight!
Farmers fight!
Fight! Fight!
Farmers, farmers fight!

¹ Usually reserved for game officials who err in a ruling unfavorably toward the Aggies.

² Usually reserved for an opposing coach who is unjustly trying to let a game official know that his decision was overly favorable for the Aggies.

³ Usually reserved for when the Aggies score.

⁴ Usually reserved for when the opposing team scores.

Appendix E: AGGIE VOCABULARY AND ACRONYMS

2 percenter	- A student who does not display the true Aggie Spirit.
Academic Day	- The portion of the day set aside by the Corps for cadets to engage in academic endeavors (going to class, study, preparing for class/studies, personal errands). Begins in the morning following formation/breakfast and lasts until afternoon Corps activities.
Aggie	- A student or former student of A&M.
Aggieland	- Home of Texas A&M University and the Fighting Texas Aggies.
Bag	- Bed.
Bag-in	- Privilege to sleep through morning formation.
Bag-til	- Privilege to sleep through morning activity, waking up in time to attend formation.
Batt	- The Battalion, student newspaper.
BQ	- Member of the Aggie Band.
Brass	- Metal buttons, buckles and insignia worn on the uniform.
Bulls	- Military officers on the Commandant's staff or assigned to ROTC duty at A&M.
Cable	- Thread sticking out of uniform.
Campusology	- A question about traditions, history, facts, etc.
CDO	- Commandant's Duty Officer.
CMS	- Cadet Management System.
CADETS	- Cadet website (cadets.tamu.edu) containing uniform of the day, Corps-wide announcements, and other useful cadet information.
CO	- Commanding Officer.
Contract	- Advanced courses of Military Science, Naval Science, or Aerospace Studies in which the Cadet is under contract with a military service to pursue an officer's commission.
Corps Trips	- Journeys made by the Corps to out-of-town football games.
Cover	- Headgear, required when outside in uniform.
CPRB	- Cadet Performance Review Board.
CPT	- Corrective Physical Training.
CR	- Career Readiness.


CRO	- Career Readiness Officer.
CT	- Member of the Corps of Cadets who is not in the Aggie Band.
East Gate	- The East entrance to the University.
Elephant	- A senior (permitted for use only by other seniors).
EST	- Evening Study Time, a period of uninterrupted mandatory study time beginning after evening formation/chow and lasting until Corps activities the next morning
FDT	- Fish Drill Team.
Final Review	- The last review (parade) of the school year.
fish	- A freshman cadet
Howdy	- The official greeting of Texas A&M. Students greeting one another—and especially campus visitors—with a “howdy” has earned the university the reputation as the friendliest campus in the world. The origins of this tradition are unknown, but it is one that Aggies proudly continue.
Good Bull	- A phrase used to describe anything that embraces or promotes the Aggie Spirit or the traditions of Texas A&M. It is also used to signify approval of virtually anything.
Grade points	- Points awarded based on letter grades at the end of a semester.
Groad	- Oxidation build up on cadet brass. Also used as an adjective to characterize unacceptable appearance, activity or materials.
GPA	- Grade Point Average: Ratio of grade points to hours.
Grounded	- Touching with edges squarely aligned.
Handle	- Title “fish” or “Mister” used before the last name.
Hole	- Cadet dormitory room.
Hometown Buddy	- Cadet from one’s hometown.
Marching Tours	- Punishment consisting of marching back and forth on the quad.
MSC	- Memorial Student Center.
Military Letter	- Written permission from a superior to deviate from The Standard or Corps Policy to document a medical problem or miss a scheduled function.
Military Walk	- The area in the center of the campus running from Sbisa Hall to the Rudder Complex.
Non-Reg	- A term used to describe a civilian undergraduate or graduate student.
North Gate	- The North entrance to the campus where the old main business district of College Station is located.


OD	- Officer of the Day (cadet).
Ol' Army	- Reference to the past.
Ol' Lady	- A cadet's roommate.
OPORD	- Operations Order, operational/logistical details of an event planned/executed by the Corps
PAS	- Professor of Aerospace Studies.
PFT	- Physical Fitness Test.
Pinks	- The pink-colored trousers worn as part of the cadet Winter Uniform and with the Midnight and Class A uniforms.
Pisshead	- A sophomore cadet (permitted for use only by upperclassmen). It is often shortened to "head."
PLC	- Platoon Leaders Class (Marine non-ROTC commissioning program).
PMC	- Parsons Mounted Cavalry.
PMS	- Professor of Military Science.
PNS	- Professor of Naval Science.
Privilege	- A prerogative merited by virtue of rank or class, used with discretion.
PT	- Physical Training.
Quad	- Dormitory area of Corps of Cadets, short for the Quadrangle.
Quiet Hours	- That specific period during which quiet will be maintained in the dormitory and Corps area to promote a better study environment.
Rack	- Bunk or bed.
Rams	- Demerits.
Re-bag	- To go back to bed after formation.
Rest!	- Be Quiet!
Restricted Weekends	- Punishment for intermediate offenses or accumulation of excessive demerits.
RV	- Ross Volunteer; member of the Military Honor Company named for Lawrence Sullivan Ross, Honor Guard for the Governor of Texas.
Sergebutt	- A junior cadet, referring to the Ol' Army NCO cadet privilege of wearing uniforms made from serge material (permitted for use only by other juniors and seniors). It is often shortened to "butt."
SOMS	- School of Military Science.
South Gate	- Business area south of Kyle Field.

Sully	- The statue of Lawrence Sullivan Ross.
tu	- University of Texas at Austin.
tea sip	- Student or graduate of tu. (texas university).
Trigon	- The Military Science Building.
The Twelfth Man	- The TAMU student body - not actively engaged in an athletic contest, but backing the team in spirit.
UDC	- Uniform Distribution Center.
West Gate	- The old main entrance to the campus (Old Main St. at Wellborn Road).
Whip out	- Standardized Corps procedure to introduce oneself.
Whistle Jock	- A freshman cadet detailed before formations to announce the uniform of the day, menu and fall out time.
Wildcat	- Aggie expression of approval.
"Y"	- Y.M.C.A.
Yell Practice	- When Aggies practice school yells and songs.
Zip	- A senior cadet, referring to the zipper appearance of the garrison cap with no peak in the cap (permitted for use only by other seniors).

Appendix F: DUNCAN DINING HALL VOCABULARY

Artillery - Beans	Reg - Syrup
Baby - Mustard	Saber - Knife
Bib - Napkin	Sand - Salt
Blanket - Hotcakes	Sand and - Salt and Pepper
Blood - Catsup	Sawdust - Sugar
Bucket - Water/Tea/Juice Pitcher	Scabs - Cereal
Bull Neck - Meat	Shield - Tray
Cackle - Eggs	Shingles - Crackers
China - Coffee Cup	Shoot the ___ -- Pass the ___
Cow - Milk	Shot - Peas
Cold Cow - Ice Cream	Shotgun - Pepper Sauce
Crystal - a Drinking glass	Shovel - Spoon
Cush - Dessert	Sky - Water
Deal - Bread	Sour - Lemon
Dirt - Black Pepper	Sour Rabbit - Pickles/ Onions
Dope - Coffee	Spuds - Potatoes
Dry Cush - Cookies	Stud - Tea
Elbows - Macaroni	Sunshine - Carrots
Grease - Butter	Sweetstuff - Jelly/ Preserves
Horse Feed - Corn	Timber - Toothpicks
Hot Stuff - Hot Sauce	Tree Tops - Broccoli
Lube - Gravy	Tub - Bowl
Mud - Chocolate Milk	Wiggle - Jello
Mush - Hot Cooked Cereal/ Grits	Wildcat - Pineapple
Platter - Plate	Winchester -Worcestershire Sauce
Pitchfork - Fork	Worms - Spaghetti
Popeye - Spinach	
Rabbit - Lettuce/salad	
Red Rabbit - Beets/ Tomatoes	
Dead Rabbit - Cabbage	







"We Make Leaders"