

THE STANDARD



Corps of Cadets
Texas A&M University
August 2024




Table of Contents

MEMORANDUM.....	1
CHANGES.....	2
CHAPTER 1: WHO WE ARE.....	3
1. TEXAS A&M UNIVERSITY PURPOSE STATEMENT.....	3
2. TEXAS A&M UNIVERSITY CORE VALUES	3
3. CORPS OF CADETS MISSION	3
4. CADET VALUES	3
5. THE CADET OATH.....	4
CHAPTER 2: THE AGGIE CODE OF HONOR.....	5
1. ARTICLES OF THE AGGIE CODE OF HONOR	5
2. AGGIE HONOR SYSTEM OFFICE.....	5
CHAPTER 3: STANDARDS AND ACCOUNTABILITY	6
1. DESCRIPTION.....	6
2. REPORTING STANDARDS AND ACCOUNTABILITY VIOLATIONS.....	6
CHAPTER 4: CADET PERFORMANCE REVIEW BOARD	7
CHAPTER 5: CORPS ACADEMICS.....	8
1. COMMANDANT'S INTENT	8
2. KEYS TO ACADEMIC SUCCESS FOR CADETS	8
3. STANDARDS FOR POSITIONS AND/OR PARTICIPATION IN SPECIAL UNITS.....	8
4. ACADEMIC PROBATION	9
5. EVENING STUDY TIME (EST).....	10
CHAPTER 6: CORPS MEMBERSHIP REQUIREMENTS	12
1. CORPS MEMBERSHIP	12
CHAPTER 7: CORPS OF CADETS ORGANIZATION	14
1. CORPS STRUCTURE.....	14
2. CORPS STAFF	14
3. MAJOR UNIT STAFF FUNCTIONS	14
4. MINOR UNIT STAFF FUNCTIONS.....	15
5. CADET POSITIONS.....	15
CHAPTER 8: COMMAND AUTHORITY.....	16
1. CHAIN OF COMMAND	16
2. RESPONSIBILITIES	16
3. INCIDENT REPORTING.....	17
CHAPTER 9: CADET CLASS SYSTEM AND RESPONSIBILITIES	19
1. CLASS SYSTEM.....	19

Table of Contents

2.	CADET CONDUCT.....	20
3.	RESPONSIBILITIES.....	21
4.	PRIVILEGES.....	22
5.	DORM ACTIVITIES.....	25
6.	GRANTING OF PRIVILEGES.....	26
CHAPTER 10: CADET SCHEDULE.....		27
1.	WEEKLY SCHEDULE.....	27
2.	QUIET HOURS.....	28
3.	ACADEMIC DAY.....	28
4.	EVENING STUDY TIME (EST).....	29
5.	LIGHTS OUT.....	29
6.	CORPS ACTIVITIES.....	29
7.	OUTFIT MEETINGS.....	30
CHAPTER 11: MILITARY COURTESY.....		31
1.	GREETING AND SALUTING.....	31
2.	REPORTING TO AN OFFICER.....	33
3.	OTHER COURTESIES ACCORDED BY CADETS.....	33
CHAPTER 12: INTRODUCTION TO DRILL AND CEREMONIES.....		35
1.	PURPOSE OF DRILL.....	35
2.	PURPOSE OF FORMATIONS.....	35
3.	DRILL INSTRUCTION.....	35
4.	RESPONSIBILITY.....	35
5.	SOURCE REFERENCES.....	36
CHAPTER 13: DAILY DRILL AND FORMATIONS.....		37
1.	INTRODUCTION.....	37
2.	COMPANY/SQUADRON/BATTERY FORMATIONS.....	39
3.	PLATOON/FLIGHT COLUMN FORMATIONS.....	40
4.	COMPANY/SQUADRON/BATTERY COLUMN FORMATION.....	41
5.	STAFF FORMATIONS.....	42
6.	OPEN RANKS INSPECTIONS.....	43
CHAPTER 14: COLORS.....		44
1.	RENDERING HONORS OUTDOORS.....	44
2.	FLAG DETAIL.....	44
CHAPTER 15: GENERAL UNIFORM POLICY.....		45
1.	GENERAL.....	45

Table of Contents

2. GUIDELINES	45
CHAPTER 16: UNIFORM INSPECTION GUIDELINES.....	52
1. COVERS.....	52
2. BRASS	52
3. T-SHIRTS	52
4. SHIRT	52
5. NAME TAG.....	52
6. BADGES, PINS, AND RIBBONS.....	53
7. BELTS AND BUCKLES	53
8. TROUSERS	53
9. FOOTWEAR	53
10. GENERAL APPEARANCE.....	53
CHAPTER 17: MALE UNIFORMS AND OCCASIONS FOR WEAR	54
1. CLASS AA UNIFORM.....	54
2. CLASS A UNIFORM	55
3. MIDNIGHT UNIFORM.....	56
4. CLASS B WINTER UNIFORM	57
5. CLASS B SUMMER UNIFORM.....	58
CHAPTER 18: FEMALE UNIFORMS AND OCCASIONS FOR WEAR	59
1. CLASS AA UNIFORM.....	59
2. CLASS A UNIFORM	60
3. CLASS B WINTER UNIFORM	61
4. CLASS B SUMMER UNIFORM.....	62
5. MIDNIGHT UNIFORM.....	63
CHAPTER 19: ALL OTHER CADET UNIFORMS.....	64
1. CLASS C UNIFORM	64
2. Cs & Ts UNIFORM.....	64
3. PHYSICAL TRAINING UNIFORM	64
4. CIVILIAN ATTIRE.....	65
CHAPTER 20: UNIFORM ITEMS, ACCESSORIES AND REGULATIONS FOR THEIR WEAR	66
1. SENIOR BOOTS.....	66
2. SABER AND SAM BROWNE BELT.....	66
3. MOURNING BANDS	66
4. FOOTWEAR	67
5. HEADGEAR	67

Table of Contents

6. RANK INSIGNIA.....	68
7. ACCOLADES	69
8. MEDALS AND RIBBONS.....	70
9. POCKET BADGES	78
10. PINS AND OTHER UNIFORM ITEMS	79
CHAPTER 21: INDIVIDUAL UNIFORM COMPONENT ILLUSTRATIONS.....	81
1. CLASS A BLOUSE	81
2. GABARDINE AND MIDNIGHT SHIRT BRASS PLACEMENT	83
CHAPTER 22: MALE GROOMING STANDARDS.....	89
1. HAIR	89
2. OTHER	90
CHAPTER 23: FEMALE GROOMING STANDARDS.....	91
1. COSMETICS AND JEWELRY	91
2. HAIR	91
CHAPTER 24: DORMS.....	94
1. ROOM STANDARDS	94
2. UNAUTHORIZED ITEMS.....	98
3. VISITATION POLICY	99
CHAPTER 25: DUNCAN DINING HALL.....	101
1. DUNCAN DINING HALL OPERATIONS	101
2. DINING SERVICES AUTHORITY	103
3. DUNCAN DINING HALL PROCEDURES	103
CHAPTER 26: PHYSICAL FITNESS TEST.....	107
1. CORPS PHYSICAL FITNESS TEST	107
2. CORPS PFT EXCEPTIONS	108
PHYSICAL FITNESS TEST SCORING TABLE	110
CHAPTER 27: WEIGHT MANAGEMENT.....	112
1. POLICY	112
2. PROCEDURES.....	112
CORPS HEIGHT AND WEIGHT STANDARDS.....	114
CHAPTER 28: INSPECTION PROGRAM	115
1. SCHOLASTIC INSPECTIONS.....	115
2. CADET INSPECTION PROGRAM.....	116
3. COMMANDANT'S INSPECTION.....	116
CHAPTER 29: CORRECTIVE PHYSICAL TRAINING.....	117

Table of Contents

1. GENERAL	117
2. COUNSELING	117
3. INDIVIDUAL CORRECTIVE PHYSICAL TRAINING	117
4. EARNING A CORRECTIVE PHYSICAL TRAINING INSTRUCTION CARD	118
5. RESTRICTIONS	118
6. ADDITIONAL CONSIDERATIONS FOR CONDUCTING CPT	119
7. ON-THE-SPOT DISCIPLINE.....	120
CHAPTER 30: DEMERIT SYSTEM.....	121
1. GENERAL	121
2. AUTHORITY	121
3. AWARDING DEMERITS	121
4. ACCUMULATION OF DEMERITS	122
5. RIGHT TO APPEAL	122
CHAPTER 31: MARCHING TOURS	123
1. GENERAL	123
2. AUTHORITY	123
3. AWARDING MARCHING TOURS	123
4. COMPLETING MARCHING TOURS.....	124
5. RIGHT TO APPEAL	124
CHAPTER 32: RESTRICTED WEEKENDS	125
1. GENERAL	125
2. AUTHORITY	125
3. AWARDING RESTRICTED WEEKENDS	125
4. COMPLETING RESTRICTED WEEKENDS.....	125
5. RIGHT TO APPEAL	126
Appendix A: HISTORY AND TRADITIONS OF THE CORPS	127
A BRIEF HISTORY OF TEXAS A&M UNIVERSITY	127
AGGIE TRADITIONS.....	129
Appendix B: CAMPUSOLOGY	135
Appendix C: SONGS OF AGGIELAND	139
Appendix D: YELLS OF TEXAS A&M	140
Appendix E: AGGIE VOCABULARY AND ACRONYMS.....	142
Appendix F: DUNCAN DINING HALL VOCABULARY	146

MEMORANDUM

To: All Cadets

Subject: The Standard

You are part of a proud military organization whose heritage dates back to the founding of Texas A&M University. Throughout its history, the Corps of Cadets has produced spirited leaders whose dedication, self-discipline, integrity, and patriotism have brought great credit to themselves, the Corps, and Texas A&M University. These exemplary characteristics are gained through obedience to regulations, respect for authority, and discipline to do the right thing. Spirited camaraderie and "Good Bull" have their place, but achievement of standards and adherence to regulations are the keys to developing those characteristics expected of you as a Cadet and leader.

Although being in the Corps of Cadets is completely voluntary, **membership must be regarded as a privilege rather than a right.** The things you do and the manner in which you do them reflect not only on you and all Cadets, but also on the thousands of other Aggie Cadets who have gone before you. The behavior you demonstrate as a Cadet reflects your commitment to living to a higher standard.

The copy of The STANDARD is provided to you in order to guide your actions while you are a cadet in the Fightin' Texas Aggie Corps of Cadets. You are required to be familiar with its contents and to comply with its directions. Regardless of the amount of detail in The STANDARD, not all situations can possibly be covered. It is incumbent on each of you to **comply with the spirit and intent of its contents,** as well as with the letter of this manual. The STANDARD is not just for guidance, rather it is a directive for which you will be held accountable.



BG Patrick R. Michaelis (Ret)
Commandant

Military Science Building
1227 TAMU
College Station, TX 77843-1227
Tel. 979.845.7811



CHANGES

Listed below are significant changes from the August 2023 version of the Standard.

1. Saluting in all cadet uniforms: Ch 11 1.A.2.a (Pg 31)
2. Black jacket worn with rank: Ch 15.2.B.14 (Pg 46)
3. Non-Reg wear in campus libraries: Ch 15.2.C.4.h.6 (Pg 49)
4. Contract cadet ROTC uniform wear every Thursday: Ch 15.2.C.4.i.4 (Pg 50)
5. Stars on Max PFT ribbon: Ch 20.8.E (Pg 75)
6. Corps male haircut standard: Ch 22 (Pg 89)
7. Printed Standard location in cadet rooms: Ch 24 2.E.1 (Pg 97)
8. Corps PFT requirement for all cadets: Ch 26 1.B (Pg 107)
9. PFT completion deadline for seniors: Ch 26 1.F.2 (Pg 107)
10. Weight requirement for all cadets: Ch 27 1.B (Pg 112)
11. Weight completion deadline for seniors: Ch 27 2.F.2 (Pg 113)
12. Restricted weekend deadline for seniors: Ch 32 (Pg 126)
13. Campusology updates: Female and football Appendix B – Campusology (Pg 135-138)

CHAPTER 1: WHO WE ARE

The Corps of Cadets is the largest, oldest, and most visible student organization and leadership training program at Texas A&M University. It is also one of the largest uniformed bodies of students in the nation. The Corps of Cadets delivers the ultimate Aggie experience. It starts with a world-class university with over 145 years of tradition and builds on that foundation, guiding cadets in developing their leadership abilities while enjoying the benefits of being at one of the nation's premiere universities.

1. TEXAS A&M UNIVERSITY PURPOSE STATEMENT

At Texas A&M University, our students lead with innovative ideas, integrity, and a commitment to making the world a better place. We send our Aggie graduates into the world prepared to face future challenges. Our purpose is to develop leaders of character dedicated to serving the greater good.

2. TEXAS A&M UNIVERSITY CORE VALUES

The university's purpose statement carries with it the responsibility, the traditions and the forward-thinking of Texas A&M exemplified by all who are associated with the university — our faculty and staff, and our current and former students. This purpose can be defined by our six core values.

Respect: We place value in ourselves and others. We treat all with care, compassion, dignity, civility, and fairness.

Excellence: We deliver results and achieve desired outcomes that exceed expectations. We aim for outstanding achievement in what we do and say we will do.

Leadership: We set the example and embody our personal and organizational values. We are courageous and forward thinking in a way that inspires and empowers each other to propel our university forward.

Loyalty: We share a dedication to our university and its greater purpose. We remain true to each other, to our commitments and to our obligations.

Integrity: We are trustworthy and honest with ourselves and each other. We honor and follow through on commitments and expectations, holding ourselves and others accountable for our actions, behaviors, and outcomes.

Selfless Service: We work with and help others to have a positive impact; and we do so without expectation of recognition or reward.

3. CORPS OF CADETS MISSION

The Corps of Cadets develops well-educated leaders of character prepared for the global leadership challenges of the future.

4. CADET VALUES

Our values reflect what we hold to be important and guide our daily lives, especially our relationships with others. Our values shape the environment in which we live, study, and develop our leadership skills. Our Cadet Values include the Texas A&M University Core Values as well as the following values:

- A. **Honor.** An unwavering commitment to sound moral values and strong character.
- B. **Discipline.** Consistency of action within a set of standards and values.
- C. **Courage.** The ability to physically and morally overcome fear, danger, or adversity.

5. THE CADET OATH

"I do solemnly swear (or affirm) that I will obey all university regulations, The Standard, and the directives of my superiors; be diligent in my studies; hold myself and my fellow cadets to the Aggie Code of Honor; remember that to be a member of the Corps of Cadets is a privilege which must be earned every day by my honorable actions; and will conduct myself in a manner that reflects great credit on the University and the Corps of Cadets, so help me God."

CHAPTER 2: THE AGGIE CODE OF HONOR

"An Aggie does not lie, cheat or steal or tolerate those who do."

1. ARTICLES OF THE AGGIE CODE OF HONOR

A. ARTICLE I

A cadet will not knowingly make any false statement, written or spoken.

B. ARTICLE II

A cadet will not impart or receive any assistance, either outside or inside a classroom or place of instruction, which would tend to give any student an unfair advantage.

C. ARTICLE III

A cadet will not take or receive any property of another person or persons, under any circumstances, without the specific authority of that person or persons.

D. ARTICLE IV

A cadet will not use evasive statements or technicalities in order to shield guilt or defeat the ends of justice.

E. ARTICLE V

A cadet will report to his/her Chain of Command and Military Advisor all known or suspected honor violations by any cadet or cadets.

2. AGGIE HONOR SYSTEM OFFICE

A. The Aggie Honor System Office serves as a centralized organization established to educate students, faculty, and staff about the Aggie Code of Honor, respond to potential academic misconduct by Texas A&M students, and facilitate remediation efforts for students found responsible for violations of the Aggie Code of Honor.

B. All academic violations of the Aggie Code of Honor will be handled by the Aggie Honor System Office.

C. Any cadet who is contacted by the Aggie Honor System Office regarding potential Aggie Honor violations will notify Cadet Life/Academics.

CHAPTER 3: STANDARDS AND ACCOUNTABILITY

1. DESCRIPTION

Standards and accountability are essential at the personal and organizational level to achieve the Corps mission of developing well-educated leaders of character. We strive to maintain a sustained culture of exemplary individual and collective conduct that consistently and deliberately demonstrates the core values of the Corps of Cadets, the Aggie Honor Code and cadet oath.

- A. Standards of conduct for members of the Corps of Cadets are set forth in writing to give cadets general notice of prohibited conduct. These rules should be read broadly and are not designed to define prohibited conduct in exhaustive terms.
- B. Violations may result in sanctions. Any sanction imposed by the Corps of Cadets may precede and may be in addition to any penalty imposed by the university Student Conduct Office, and any off-campus authority.
- C. Cadets are responsible for knowing and following the most current Texas A&M University Student Rules.
- D. The Department of Defense employs a strict discipline code on students in ROTC programs. Essentially any student/cadet found responsible for violating University/Corps rules and regulations related to charges of Sexual Assault/Sexual Harassment (SASH), Illegal Drug Use, or Hazing cannot enroll/remain in an ROTC program. Enrollment in an ROTC program is a requirement for membership in the Corps of Cadets for freshman and first semester sophomore cadets. Accordingly, freshman and sophomore cadets found responsible for one of the above violations will be denied the ability to apply/reapply for Corps membership for the freshman year and first semester of the sophomore year.

2. REPORTING STANDARDS AND ACCOUNTABILITY VIOLATIONS

It is the duty and responsibility of every cadet, regardless of class or rank, to report possible or suspected violations of any offenses through cadet channels to the Corps Standards and Accountability Director. Self-reporting of violations is encouraged. If the cadet chain of command fails to act on a suspected violation, the cadet will provide his/her report directly to their Military Advisor, the Corps Standards and Accountability Director, or another member of the Commandant's staff.

CHAPTER 4: CADET PERFORMANCE REVIEW BOARD

1. The Cadet Performance Review Board (CPRB) considers individual cadet performance that fails to meet the high standards of the Corps of Cadets, and makes recommendations to the Corps Commander concerning the cadet's continued membership in the Corps. The Corps Commander has final disposition for each case. The board is convened and directed by the Corps Adjutant, who serves as the board president. The procedures and operation of the CPRB are specified in the Cadet Performance Review Board Manual, located at cadets.tamu.edu.
2. The board members are comprised of a pool of 10 to 25 senior cadets selected by the CPRB President and approved by the Corps Commander.
3. A CPRB is only considered when a Cadet Commander submits a charge sheet detailing violations of The Standard to the CPRB President. A charge sheet may only be submitted when:
 - a. A Cadet Commander has attempted every other method at their disposal to correct cadet substandard performance: counseling, demerits, marching tours, restricted weekends, and removal from leadership position (if applicable) and/or
 - b. A Cadet Commander receives information regarding a cadet who has violated the Aggie Code of Honor.
4. If the above constraints are met, the Cadet Commander may submit a charge sheet accompanied by documentation relevant to the charged cadet's performance and previous attempts to correct substandard performance to the CPRB President and board personnel for review. After review and consultation with the Corps Commander and Corps Standards and Accountability Director, the CPRB President will inform the Cadet Commander of the decision to convene a CPRB on the charged cadet.

CHAPTER 5: CORPS ACADEMICS

1. COMMANDANT'S INTENT

Academic success is the leading priority of the Corps of Cadets because, first and foremost, cadets attend Texas A&M University to attain a degree. The Corps promotes and enhances the scholastic performance of all Corps members by providing the most successful academic support program on campus. The Corps Academic program utilizes an intentional, standards-based approach to establish the environment, provide professional academic consulting and a mentorship support program, and recognize academic achievement. This policy also promotes an academic program to enable graduation in a timely manner.

2. KEYS TO ACADEMIC SUCCESS FOR CADETS

- A. Seek out tutoring, supplemental instruction, and departmental help when needed.
- B. Utilize Evening Study Time (EST) efficiently. Use your free time on the weekends (or if necessary, during the Academic Day) to conduct personal errands.
- C. Seek out and meet with the Corps Academic Performance Specialists to discuss current academic progress and plans toward degree completion.

3. STANDARDS FOR POSITIONS AND/OR PARTICIPATION IN SPECIAL UNITS

To apply for and serve in any leadership positions or participate in special unit activities, a cadet must:

- A. Be in Good Standing with the University and the Corps of Cadets.
- B. Meet and maintain the Term and Cumulative GPA indicated below to serve in the indicated positions. Continuance in the position will be reviewed if the cadet fails to maintain these requirements.

Position	Term	Cumulative
Commanders*	2.5	2.9
Executive Officers	2.5	2.8
Sergeants Major and First Sergeants	2.5	2.9
Scholastic Officer & Sergeant	2.5	2.8
Staff Officer & Sergeant	2.3	2.5
Plt/Flt Leader/Sergeant & Squad Leader	2.3	2.5
Asst Squad leader / Team Leader	2.3	2.5
Onboarding Cadre member	2.3	2.5
Guidon Bearer (not a leadership billet)	2.3	2.5
Ross Volunteer Senior Leader**	2.5	2.9
Ross Volunteer Member	2.5	2.5

Parsons' Mounted Cavalry Leader**	2.5	2.9
Parsons' Mounted Cavalry Member	2.3	2.5
Fish Drill Team Advisor	2.5	2.9
Fish Drill Team Member	N/A / 2.3	2.3
Corps Athletic Team Leader	2.5	2.9
Corps Athletic Team Member	2.3	2.5
Other Corps Special Unit Leader	2.5	2.9
Other Corps Special Unit Member	2.3	2.5

*Includes Corps Commander, Deputy Corps Commander, Corps Chief of Staff, Major Unit Commanders, Minor Unit Commanders, and Outfit Commanders

**Commander, Executive Officer, First Sergeant, Platoon Commanders, Platoon Sergeants, and Squad Leaders

- C. For a cadet to be involved or participate in 'Off-the-Quad' activities or groups/organizations he/she must maintain a cumulative GPA that allows them to be free of Corps Academic Probation.
- D. Cumulative GPA Standards for ROTC Special Units are identified below.

ROTC Special Units	Membership	Leadership
Rudder's Rangers, Ranger Challenge	2.5	2.8
RECON, SEAL Platoon	2.75	2.8
Special Tactics Squadron	2.75	2.8

4. ACADEMIC PROBATION

Cadets with substandard academic performance will enter into an academic probation contract with the Corps Academic Performance Specialists.

- A. The following cadets will be placed on academic probation:
 - i. AP-1: Cadets who possess a cumulative GPA below the following standards:
 - 1. Senior / Junior < 2.30
 - 2. Sophomore < 2.20
 - 3. Freshmen < 2.10
 - ii. AP-2: Cadets who post two consecutive semester GPAs below a 2.00, even with a cumulative GPA above what is required for their classification.
 - iii. AP-3: Cadets who pass less than 10 hours their first semester in the Corps, having either failed or Q-dropped more than one course.

Note: Probation for students enrolled in TEAM and TEAB programs will combine GPA and

hours between TAMU and Blinn.

- B. Removal from academic probation is contingent upon meeting all conditions of the academic probation contract.

Failure to satisfy the conditions of an academic probation contract will result in dismissal from the Corps of Cadets.

5. EVENING STUDY TIME (EST)

The purpose of Evening Study Time is to maintain an appropriate academic environment for the Corps. All cadets on Academic Probation, along with all freshmen, most sophomores, and many juniors are required to comply with mandatory study requirements during EST. Quiet Hours conditions in halls and rooms will be in effect for all cadets. GPA Status Level and Privileges based on current cumulative GPA

	EST LEVEL			
	0	I	II	III
Freshman*	0.00-2.09	2.10-3.74	3.75-4.00	
Sophomore	0.00-2.19	2.20-3.24	3.25-3.74	3.75-4.00
Whitebelt	0.00-2.29	2.30-2.50		2.50-4.00

*All first-semester freshmen are EST Level I

A. EST Level Restrictions

(1) Level 0:

- (a) All academic Day/EST rules apply.
- (b) More restrictive or monitored EST applies. Must attend Corps Academic Support session if registered for the classes supported by the Office of the Commandant.
- (c) May only sleep or pursue academic requirements during Lights Out.
- (d) No television, large video screen, video game system, or stereo (clock radio authorized).
- (e) Free Night Out (FNO) privileges revoked.
- (f) Emphasis placed on completion of the Corps Academic Probation Contract.
- (g) Whitebelts on EST Level 0:
 - 1. Assignment to Whitebelt Probation Corps dorm and/or room, as space allows.
 - 2. Revocation of Junior or Senior Room Privileges. EST Level 0 Whitebelts will maintain their rooms based on Sophomore Room Privileges.

(2) Level I:

- (a) All Academic Day/EST rules apply.
- (b) More restrictive or monitored EST applies. Must attend Corps Academic Support session if registered for the classes supported by the Office of the Commandant.

- (c) May only sleep or pursue academic requirements during Lights Out.
 - (d) No television, large video screen, video game system, or stereo (clock radio authorized) for freshmen and sophomore cadets.
 - (e) No FNO.
- (3) Level II:
- (a) All Academic Day/EST rules apply.
 - (b) One FNO/week.
- (4) Level III:
- (a) Not required to sit EST.

CHAPTER 6: CORPS MEMBERSHIP REQUIREMENTS

1. CORPS MEMBERSHIP

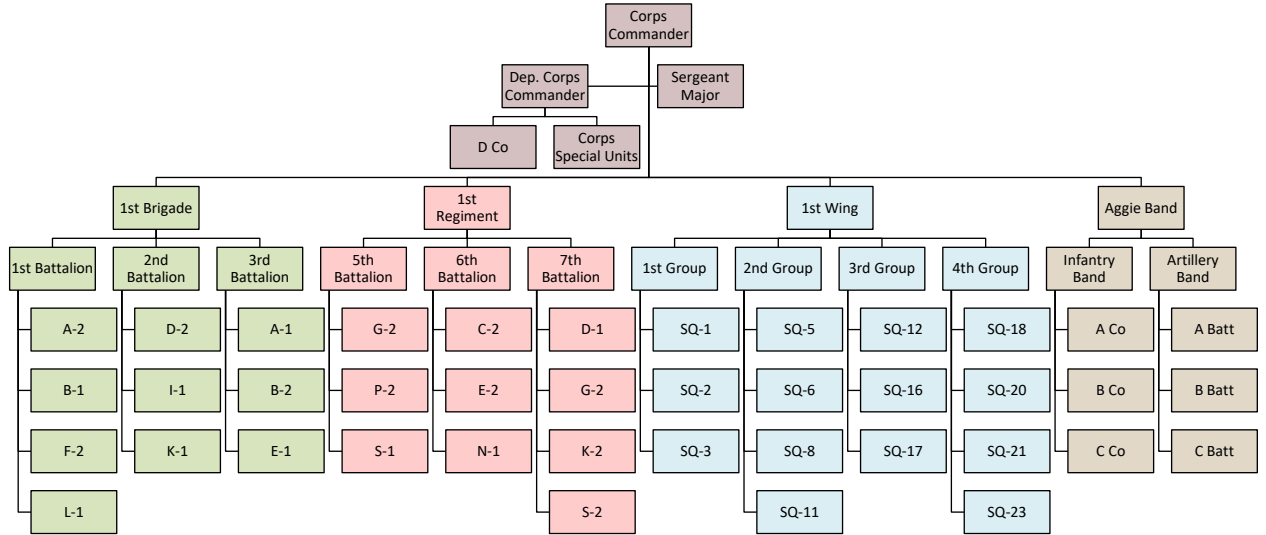
- A. Until a Cadet resigns, is removed by dismissal or suspension, or completes their academic degree or their fourth year of membership, they are considered a member of the Corps of Cadets and subject to the rules and regulations of the Corps.
- B. Cadets must comply with the following Corps membership requirements.
 - (1) Enroll as a full-time student at Texas A&M University.
 - (2) Possess cumulative GPA identified below:
 - (a) Senior / Junior minimum 2.30
 - (b) Sophomore minimum 2.20
 - (c) Freshmen minimum 2.10
 - (3) Abide by all rules and regulations of Texas A&M University and the Corps of Cadets.
 - (4) Attend required ceremonies, formations, and all Corps and unit activities unless properly excused.
 - (5) Successfully complete with a grade of "C" or better the required ROTC course and/or SOMS course each semester.
 - (a) First-time in college Freshman, Fall semester: SOMS 111 and ROTC
 - (b) First-time in college Freshman, Spring Semester: SOMS 181 and ROTC
 - (c) Transfer Freshman, Fall semester: SOMS 180 and ROTC (if seeking a contract)
 - (d) Transfer Freshman, spring semester: SOMS 181 and ROTC
 - (e) Sophomore, Fall semester: SOMS 280 and ROTC.
 - (f) Sophomore, Spring Semester: SOMS 281 or ROTC
 - (g) Junior, Fall Semester: SOMS 380 or ROTC
 - (h) Junior, Spring Semester: SOMS 381 or ROTC
 - (i) Senior, Fall Semester: SOMS 481 or ROTC
 - (j) Senior, Spring Semester: SOMS 482 or ROTC
 - (k) Freshman and sophomore cadets are required to be enrolled in an ROTC program and an appropriate ROTC course for their freshman year and the Fall semester of the sophomore year. Beginning with the Spring semester of their sophomore year, cadets may opt out of ROTC and assume Drill and Ceremonies (D&C) status (not contracted to pursue a military commission via ROTC). Cadets opting out of ROTC for their Sophomore spring semester and beyond (thus becoming a D&C cadet) must take the required SOMS classes.
 - (l) Transfer cadets entering the Corps in the Fall semester are not required to enroll in an ROTC program or take an ROTC class if they do not intend to pursue a

commission. These cadets will enroll in SOMS 180 during the fall semester.

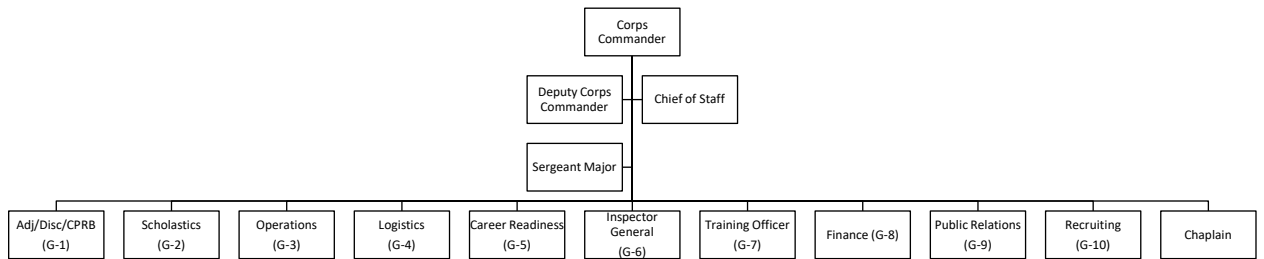
- (m) Transfer cadets entering the Corps in the Spring semester must take entry-level ROTC class and SOMS 181.
 - (n) Veteran cadets (completed at least 12 months of active continuous service or at least a six-month deployment in a combat zone) are not required to enroll in an ROTC program or take ROTC classes if they do not intend to pursue a commission. However, all veteran cadets must meet Corps membership requirements through enrollment in ROTC or SOMS courses.
- (6) Maintain the minimum cumulative GPA identified in the Corps Policy Guidance to avoid Corps Academic Probation or meet the requirements of the Corps Academic Probation Contract if assigned to probation.
 - (7) Purchase an approved meal plan each semester unless approved for day student status.
 - (8) Complete a Corps housing contract for a Corps dorm room unless approved for [day student](#) status.
 - (9) Pass the Corps physical fitness test (PFT) and meet the Corps height-weight/body fat minimum standard each semester. First-time in college freshman cadets have until the end of the academic year to meet the PFT and weight/body fat standards.
 - (10) Agree to release any information from the Aggie Honor Systems Office to the Office of the Commandant.
 - (11) Purchase an All-Sports Pass that provides a ticket to every home game.
 - (12) Complete all restricted weekends and marching tours by their deadline.
 - (13) Complete student waivers assigned in GetInvolved.
 - (14) Sign a waiver to participate in the Corps random drug testing program (if selected).
 - (15) Sign a waiver agreeing to release academic records to the unit commanding officer and Office of the Commandant Staff in order to properly track cadet and unit academic progress.
 - (16) Sign a waiver agreeing to immediate care and treatment as a result of any minor injury by professionals managing the Corps Athletic Training Room.
 - (17) Sign a waiver allowing the Office of the Commandant to use photographs as well as video and/or audio footage of the cadet in official photographic or electronic productions and media deemed appropriate by Texas A&M University.
- C. Cadets risk being disenrolled from the Corps and/or an ROTC program if found responsible for violations involving sexual assault/sexual harassment (SASH), alcohol, drugs or hazing.
 - D. Approval of a Corps application is contingent upon compliance with the above membership requirements and the assessment of the cadet's performance by the chain of command. Applications will be approved, approved but placed on probation, or disapproved. All cadet memberships are subject to review at the end of each semester.

CHAPTER 7: CORPS OF CADETS ORGANIZATION

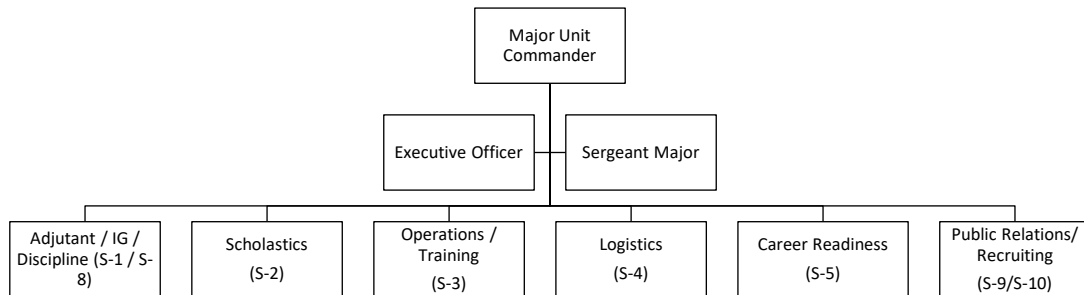
1. CORPS STRUCTURE



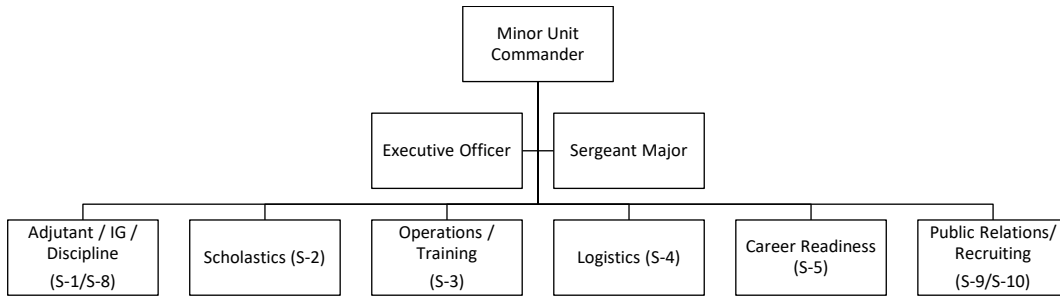
2. CORPS STAFF



3. MAJOR UNIT STAFF FUNCTIONS



4. MINOR UNIT STAFF FUNCTIONS

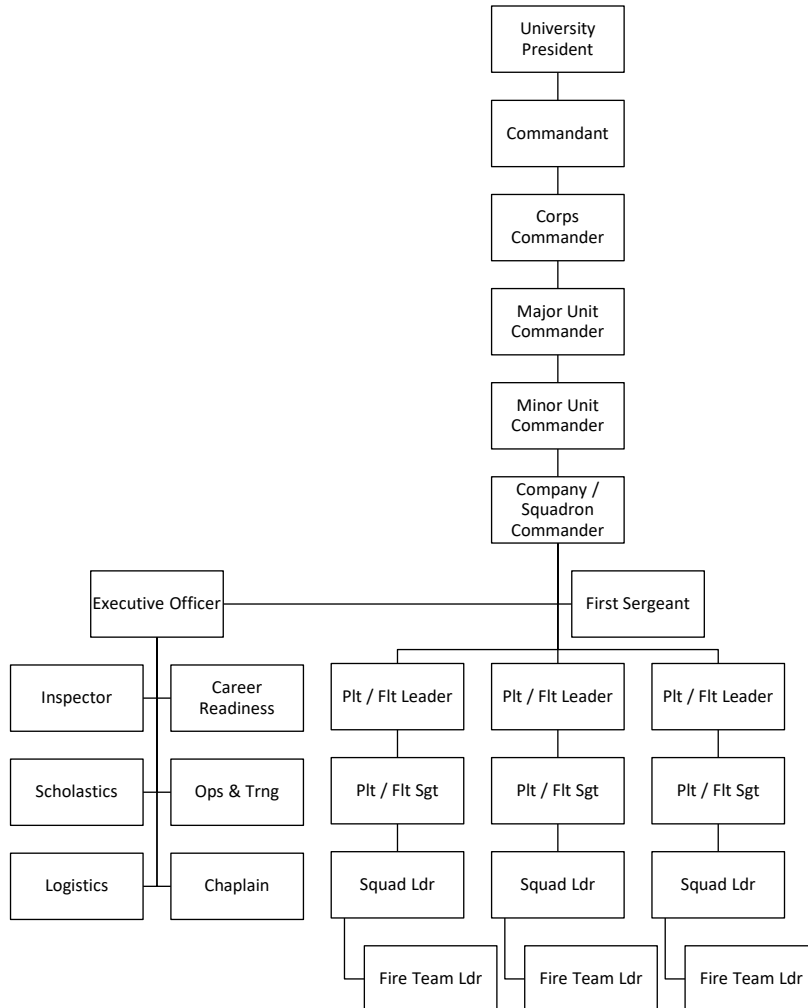


5. CADET POSITIONS

- A. The Corps Commander, Deputy Corps Commander, Corps Chief of Staff, as well as all Commanders, Sergeants Major, and First Sergeants down to the Company/Squadron level are chosen through an interview and selection process. They serve at the pleasure of the President of the University and may be administratively replaced at the discretion of the Commandant. Command (along with staff officer) responsibilities begin after first pass of Final Review of the junior year and conclude with the first pass of Final Review of the senior year.
- B. Unit commanders will assign individuals to all positions in their command, e.g., Squad Leader, Platoon/Flight Sergeant, and Platoon/Flight Leader.
- C. Positions other than those listed in the CPG may be assigned as additional duties. Additional duties will not merit promotion to a higher rank. Personnel assigned to staffs will not appear in the outfit rosters nor will staff personnel be assigned duties in their home outfits.

CHAPTER 8: COMMAND AUTHORITY

1. CHAIN OF COMMAND



2. RESPONSIBILITIES

- A. Command authority refers to the authority a commander exercises over subordinates by virtue of rank and/or assignment. Command includes the authority and responsibility for effectively using resources for planning, organizing, directing, coordinating, and controlling an organization in the accomplishment of assigned missions.
- B. The cadet commander is responsible for all that his/her unit does or fails to do from the time he/she assumes command until relieved of that command. The commander cannot delegate command responsibilities. The cadet commander discharges his/her responsibilities through an established chain of command. Through this chain of command, the cadet commander holds each subordinate cadet commander responsible for what the subordinate unit does or fails to do.
- C. The Cadet Commander's staff prepares the details of the commander's plan, translates his/her

decisions and guidance into orders, and causes such orders to be transmitted to each command element.

- D. Cadet Commanders have the ability to delegate authority to the next ranking cadet during their absence but are not relieved of their command responsibilities.

3. INCIDENT REPORTING

- A. Upon becoming aware of any incident listed in paragraph c. below, commanders will submit incident reports. Initial reports are verbal, followed by a detailed report via email to the Military Advisor or CDO, depending on the time of the report. Commanders will include all pertinent information when submitting the report:
 - 1. Who was involved?
 - 2. What was the nature of the incident?
 - 3. When did the incident occur?
 - 4. Where did the incident occur?
 - 5. Other details that explain the situation and ongoing actions.
- B. During normal working hours (0800-1700), commanders will notify their Military Advisor (MA). If the MA is unavailable, commanders will notify the Operations Office in Ash II LLC (979-862- 4311). After working hours (1701-0759), commanders will notify the CDO (979-229-5826).
- C. After receiving the commander’s report, the MA/CDO will notify the Commandant as described below. Updates will be submitted via Teams:

Phone Call with positive confirmation (If there is no answer, leave a message and send a text.) Once confirmed and directed, generate Teams report	Teams Report
<ul style="list-style-type: none"> a) Death / serious injury / sexual assault of a cadet or staff member b) Suicide / attempted suicide by a cadet or staff member c) Arrest of a cadet or staff member d) Fire / explosion on the quad / campus e) Bomb threat on quad / campus f) Reported gunman, active shooter, or weapon brandishing/discharge on the quad or in the dorms g) Any incident with media coverage involving the Corps 	<ul style="list-style-type: none"> a) Law Enforcement in the Corps Dorms b) Cadet or staff member transported (by any means) to hospital (non-life threatening) c) Drug/alcohol overdose (non-life threatening) d) Mental health crisis / suicide ideation of a cadet or staff member e) Airplane, auto or motorcycle / travel accident of a cadet (non-life threatening)

<ul style="list-style-type: none"> h) Unresolved critical parent concern / issue i) Hazing incidents or allegations 	<ul style="list-style-type: none"> f) Death / serious injury of immediate family member of cadet or staff g) Confirmed / declared AWOL of a cadet h) Direct communication from University Official outside the normal chain of communications (leaving the Commandant's office out of the loop) i) Utilities outage in Corps buildings / Interrupt service of Corps of Cadets website or server
---	---

D. The above list may not cover all situations that warrant notification. When in doubt, notify the MA/CDO.

CHAPTER 9: CADET CLASS SYSTEM AND RESPONSIBILITIES

1. CLASS SYSTEM

- A. Seniors hold the rank of cadet officers. They are the executive leaders of the Corps and set the standard for behavior; establish, focus on, and communicate their organization's vision; establish and maintain a positive environment founded on dignity and respect; develop the lower three classes; enforce The Standard; hold all cadets accountable for their actions; and make the decisions that affect the operations of the Corps of Cadets as a whole. They seek to inspire and to develop the organization by first setting the example and then by planning, leading, and supervising the Corps of Cadets.
- B. Juniors hold the rank of cadet senior non-commissioned officers. They are the primary instructors for the freshman and sophomore classes. They set a positive example; communicate their organization's vision; maintain a positive environment based on dignity and respect; develop others into model cadets; enforce The Standard; hold their class and all brown belt classes accountable for their actions; and implement/execute the directions, orders, and guidance provided by the cadet chain of command. They serve as mentors leading the teams that carry out the vision and execute the plans for the Corps of Cadets.
- C. Sophomores hold the rank of Cadet Private First Class, Cadet Corporal, or Cadet Sergeant. They are the assistant instructors for the freshman class and execute the directions, orders, and policies of the cadet leadership chain in accordance with The Standard. Exemplifying dignity and respect, sophomores set the example and coach the freshmen to become model cadets while learning how to lead the Corps for the future.
- D. Freshmen are Cadet Privates and are referred to as "fish" throughout their freshman year. Freshmen can be promoted to Cadet PFC once they achieve the promotion criteria as outlined below. Freshmen are the lifeblood of the Corps. They are attentive and coachable as they learn from their sophomores and upperclassmen. Freshmen strive to develop self-discipline and good study habits as they lay the foundation for their future in the Corps.
- E. Promotion Criteria for Freshmen and Sophomore Cadets. The promotion of a freshman to Cadet Private First Class or a sophomore to Cadet Sergeant should positively contribute to the high standards of leadership and proficiency required for academic success. Promotion is as much a reward for past performance as it is an expectation of future potential. Commanders will be guided by the following criteria:
 - (1) Achieve a 3.5 cumulative GPA.
 - (2) Exemplify the Corps Values of Honor, Integrity, Discipline, Courage, Respect, and Selfless Service.
 - (3) Record an overall Corps PFT score of 265 or higher and meet weight/body fat standards.
 - (4) Be in good standing regarding University or Corp conduct, and not be under investigation for conduct that could result in discipline sanctions.
 - (5) Commanders shall reduce previously promoted cadets who fail to maintain the high standards required of the cadet rank. The Commandant may reduce cadets for incompetence or unacceptable performance of duty at any time.

2. CADET CONDUCT

By joining the Corps of Cadets, cadets agree to hold themselves to a higher standard than typical students. Listed below are cadet conduct standards.

A. In the Corps dorms and on the Quad

- (1) All cadets respect the right to privacy of their fellow cadets. Cadets will be respectful of others and respect the environment in the dorm to foster academic success and leadership development.
- (2) All cadets will whip out to cadets senior to them and meet cadets within their own class.
- (3) On campus. All cadets will conduct themselves in a manner that reflects favorably upon the Corps of Cadets. Although the Corps of Cadets recognizes distinctions between the Corps classes, cadets will interact with other cadets and fellow students in a professional and respectful manner regardless of class.

B. On Campus

As Keepers of the Spirit and Guardians of Tradition at Texas A&M University, cadets set the example for all students on campus. Cadets show pride in themselves, the Corps, and the University by their neat appearance, friendliness, helpfulness, and courtesy.

- (1) Seniors may walk on the grass on campus except for the grass around the MSC. All other cadets will not walk on the grass.
- (2) Cadets will not enter any fountains or natural or man-made water features on campus.
- (3) Cadets greet all other students and visitors to the campus with a clear, distinct, and friendly "HOWDY!" Cadets greet members of the faculty and staff with an appropriate greeting, such as "good morning, sir;" "good afternoon, Dr. Jones;" "good evening, Sergeant Brown;" etc. Cadets will salute commissioned officers of the US and foreign militaries in accordance with military courtesies.
- (4) While in uniform, cadets will not:
 - (a) Eat, drink, or use a cell phone while walking.
 - (b) Use ear buds or headphones, except when seated and studying.
 - (c) Hang cell phones and electronic devices from the uniform.
 - (d) Drink alcoholic beverages, chew gum, or use tobacco products.
- (5) The Aggie tradition of speaking and whipping out within the Corps serves as a professional greeting and is the method by which cadets show respect to each other. Cadets will greet cadets they know and will whip out to cadets they do not know. It is the junior cadet's responsibility to whip out to the more senior cadet. See paragraph 4.a.(3) of this chapter for whip out procedures for fish.

C. At Yell Practice

- (1) All cadets will attend yell practice and enthusiastically participate in all yells and songs.
- (2) When forming to move to Kyle Field for Midnight Yell Practice, junior cadets and their dates fall in around and at the rear of the band procession. All others move into the east side seating area of Kyle Field. Designated juniors and their dates will follow the

band into the stadium and remain on the sideline to “guard the field” during yell practice.

- (3) Cadets set the example for the student body at yell practice and therefore will not:
 - (a) Participate in drunk and disorderly conduct.
 - (b) Throw objects in the stands or onto the field.
 - (c) Attempt to take items that do not belong to them from another individual or organization.
 - (d) Save seats for other members of their outfit.

D. At Football games in Kyle Field

- (1) Cadets set the example for the remainder of the student body in Kyle Field; therefore, cadets will:
 - (a) Follow the directions of the Yell Leaders.
 - (b) Remain in full uniform.
 - (c) Wear their cover and salute for the playing of the National Anthem.
 - (d) Wear their cover and remain at the position of attention for Texas Our Texas.
 - (e) Kiss their dates (provided they receive consent) whenever the Aggies score on the field.
 - (f) After a football victory at Kyle Field, freshmen will form at the north end of Kyle Field under the direction of the Cadet Officers of the Day and capture the yell leaders. Freshmen will neither steal articles of clothing from the yell leaders nor run beyond the 20 yard line.
- (2) Cadets will not:
 - (a) Boo officials or members of either team.
 - (b) Throw objects in the stands or onto the field.

E. At all Basketball and Baseball games, Football games away from Kyle Field, and other university athletic events, cadets will conduct themselves in the same manner as described in paragraph E, with the following exceptions

- (1) Cadets may wear appropriate civilian attire unless directed by the Corps Commander to wear a specific uniform as part of a Corps event.
- (2) A specific uniform will be prescribed for Corps Trips and worn for the entire March-In and the game.
- (3) Off campus and public gatherings. Cadets, both in and out of uniform, are highly visible and will conduct themselves in a manner that reflects credit upon the Corps of Cadets and the University.

3. RESPONSIBILITIES

It is every cadet's responsibility to:

- A. Read, understand, and put into practice the contents of The Cadence, The Standard, and

the Cadet Resident Handbook (CRH).

- B. Follow and carry out the lawful orders and directions of superiors in accordance with The Standard.
- C. Uphold the Aggie Code of Honor.
- D. Exemplify the Aggie core values and the cadet values.
- E. Set an example of good citizenship and Aggie spirit to all people.
- F. Meet and develop personal relationships with fellow cadets.
- G. Maintain an inspection ready room between the hours of 0830 and 1700 on weekdays.
- H. Attend all home football games in the uniform of the day and remain in attendance until the end of yell practice following the game.
- I. Wear the cadet uniform with pride and remove the cover upon entering any campus building.

4. PRIVILEGES

A. It is a fish privilege to:

- (1) Learn the history and traditions of Texas A&M and the Corps of Cadets.
- (2) Respond to upperclassmen when questioned. The four basic fish answers are:
 - (a) "Yes, sir/ma'am"
 - (b) "No, sir/ma'am"
 - (c) "No excuse, sir/ma'am", and
 - (d) if the answer to the question asked is unknown, "Sir/Ma'am, not being informed to the highest degree of accuracy I hesitate to articulate for fear that I may deviate from the true course of rectitude. In short, sir/ma'am, I am a very dumb fish and do not know, sir/ma'am."
- (3) Greet all known cadets ("Howdy Mr. Smith, sir / Howdy Miss Smith, ma'am") and whip out to all unknown sophomores and upperclassmen in a normal fully understandable voice in accordance with script below:

The fish will extend his/her hand with a 90 degree angle between the upper and lower arm and the elbow pinned to the body.

fish: "Howdy, fish Jones is my name, sir/ma'am."

Upperclassman: "Howdy, Smith is my name." (sophomore)

"Howdy, my name is Smith."(junior and senior)

fish: "Where are you from Mr/Ms Smith, sir/ma'am?"

Upperclassmen: "I am from (name of hometown), fish Jones. Where are you from fish Jones?"

fish: "I am from (name of home town), Mr/Ms Smith, sir/ma'am.
What course are you taking Mr/Ms Smith, sir/ma'am?"

Upperclassmen: "I am taking (current major), fish Jones. What course are you taking fish Jones?"

fish: "I am taking (current major), Mr/Ms Smith, Sir/Ma'am. I am glad to have met you Mr/Ms Smith, Sir/Ma'am."

Upperclassman: "I am glad to have met you fish Jones."

- (4) Maintain a confident and respectful physical posture when interacting with sophomores, upperclassmen, and members of the Commandants staff.
 - (5) Be granted sophomore privileges when in the presence of guests.
 - (6) Sit on benches anywhere on campus.
 - (7) Wildcat outside the dorm when falling out to formation.
 - (8) Perform authorized unit details such as Whistle Jock/blowing calls, and newspaper delivery.
 - (9) Exit/Enter the Quad via the arches when attending an off-the-Quad class in uniform during the Academic Day.
 - (10) Use any door to exit/enter the dormitories.
 - (11) "Capture" the Yell Leaders after a football victory in Kyle Field.
 - (12) Maintain their hole per the instructions below:
 - (a) No curtains.
 - (b) No posters/flags. Only outfit authorized items on the walls/bulletin boards, or the back of the door (academic status, weekly academic schedule, planning calendar, etc.). One poster per hole authorized for Spring Semester.
 - (c) No extra furniture (footlockers/storage bins authorized).
 - (d) No television, large video screen, video game system or stereo (clock radio authorized).
 - (e) No refrigerator (medical exemptions must be approved).
 - (f) No microwave.
 - (g) No carpet, rug, or floor covering (one 2x4 bathmat for the sink area of the hole authorized at Unit Commander discretion for Spring Semester).
 - (h) No fitted sheets or non-issued bedding.
 - (i) No more than three items on the desk.
- B. It is a sophomore privilege to:
- (1) Place the garrison cap inside the shirt with fasteners fastened.
 - (2) Walk on graveled areas.
 - (3) Greet all known cadets ("Howdy, Smith") and whip out to all unknown upperclassmen in a normal fully understandable voice in accordance with script below:
 - (a) Sophomores will bring their right fist over their chests, and extend a vertical, open

right hand to the upperclassman.

Sophomore: "Howdy, Jones is my name."

Upperclassman: "Jones, I'm Smith."

Sophomore: "I'm glad to have met you, Smith."

Upperclassman: "I'm glad to have met you, Jones."

(b) Sophomore whip-outs do not include hometown or major.

(4) Maintain their hole as freshmen with the following exceptions:

(c) One poster/flag per room.

(d) A small bathmat in the sink area and a 4 x 6 foot carpet, no other rug, carpet or floor covering.

(e) No extra furniture (footlockers/storage bins authorized).

(f) One coffee maker per room.

(g) No television, large video screen, video game system or stereo (clock radio authorized).

(h) No more than five items on the desk.

(i) No refrigerator unless approved by the Minor Unit Commander.

(j) No microwave unless approved by the Minor Unit Commander.

(k) No fitted sheets or non-issued bedding unless approved by the Minor Unit Commander.

C. It is a junior privilege to:

(1) Fold the top half of the garrison cap over and place the cap inside the belt at the left front hip with the open portion of the cap facing outboard.

(2) Walk on dirt areas.

(3) Greet all known cadets ("Howdy, Smith") and whip out to all unknown seniors in a normal

fully understandable voice in accordance with script below:

(a) Juniors will raise their open right hand toward their right shoulder then swing the arm down in a chopping motion.

Junior: "Howdy, I'm Jones."

Senior: "Jones, I'm Smith."

Junior: "I'm glad to have met you, Smith."

Senior: "I'm glad to have met you, Jones."

(b) Junior whip-outs do not include hometown or major.

- (4) Juniors are allowed a number of items for their room, including:
 - (a) Curtains, posters/flags/wall items (no drilling holes or marring the walls/doors).
 - (b) No extra furniture (footlockers/storage bins authorized).
 - (c) One refrigerator and microwave per room.
 - (d) No restriction on the number of items on the desk but it must be neat.
 - (e) Video game system, television or large video monitor no greater than 40 inches.
 - (f) Wall to wall carpet or other floor covering but nothing that will damage or stick to the tile floor.
 - (g) Sheets and bedding of their choosing.
- D. It is a senior privilege to:
 - (1) Tuck the garrison cap into the back of their trousers, with a portion visible above the trouser belt.
 - (2) Walk on the grass on the campus, except around the Memorial Student Center.
 - (3) Seniors must maintain their rooms as juniors. There are no additional room privileges for seniors.

5. DORM ACTIVITIES

- A. All cadets may use any entrance/exit to the dorm and all elevators in the LLCs.
- B. Cadets will not run in the dorm hallways or in the stairwells.
- C. All cadets will respect the rights of others to privacy and maintain good neighborly relations with those housed in the Corps area dormitories.
- D. Cadets may blow calls and perform whistle jock duties except during the Academic Day.
- E. Cadets will not raise their voices in the hallways beyond a normal conversational volume or otherwise disturb study conditions in the dorm during the academic day, EST, and Lights Out.
- F. Cadets will recognize, greet, or whip out to cadets senior to them, except during EST.
 - (1) Freshmen will greet by saying, "Howdy, Mr./Ms. (insert upperclassman name), sir/ma'am."
 - (2) All other classes will greet by saying, "Howdy, (insert upperclassman name)." Cadets who have dropped handles may greet using first names.
- G. All cadets may enter the hallway to review information posted on outfit bulletin boards.
- H. During the Academic Day, cadets may be stopped for on-the-spot corrections; however, cadets will not be delayed beyond the time necessary to make the correction, especially when on their way to class.
- I. Outfits may conduct activities in the dorm during outfit activity times. These activities include academic support activities, leadership development, professional and career preparation.
- J. Physical training of any kind, and military training activities other than uniform and

room/hole inspections are prohibited inside the Corps dormitories and LLCs.

- K. No cadet will be made to 'de-wire' his/her uniform as a standard practice upon returning to the dorm, while in their hole during a break in classes, or in the evening after daily/evening activities.
- L. Seniors may ask freshmen or other underclassmen to pull their boots as good bull.
- M. Cadets will not do anything that might cause personal injury or destruction of private property or dormitory facilities.
- N. Cadets will always be dressed appropriately. Refer to General Uniform Policy for additional guidance.
- O. Cadets will not remove, disable, or render inoperative any fire protection equipment or other alarm systems in the dormitories.
- P. Cadets will take advantage of opportunities prior to formations and other unit activities to conduct inspections and share information with other cadets.

6. GRANTING OF PRIVILEGES

- A. White belts may temporarily grant their class privileges to Brown Belts for extraordinary events or actions.
- B. Granting privileges permanently at the end of the academic year to a rising class will not occur. The transition process does not include a need to practice increased privileges or responsibilities at formations/activities or during the Academic Day.

CHAPTER 10: CADET SCHEDULE

1. WEEKLY SCHEDULE

This schedule below is a representative, routine weekly schedule for the Corps of Cadets. The schedule for a specific week may vary.

Day	Monday	Tuesday	Wednesday	Thursday	Friday	Saturday	Sunday
0530	NET Wake Up	NET Wake Up	NET Wake Up	NET Wake Up	NET Wake Up	Varies	Varies
0540	Fall Out	Fall Out	Fall Out	Fall Out	Fall Out		
0545	Formation	Formation	Formation	Formation	Formation		
0555-0700	Unit Activities	Unit/ROTC Activities	Unit/ROTC Activities	Unit/ROTC Activities	Unit Activities		
0700-0730	Breakfast	Breakfast	Breakfast	Breakfast	Breakfast		
0730-1630	Academic Day	Academic Day	Academic Day	Academic Day	Academic Day		
1630-1800	Unit Activities				Unit Activities		
1800-1830	Formation Prep	Formation Prep	Evening Study	Formation Prep	Varies		
1830-1840	Formation	Formation		Formation			
1840-1915	Dinner	Dinner		Dinner			
1915-1930	Prep for EST	Prep for EST		Prep for EST			
1930-2215	Evening Study Time	Evening Study Time		Evening Study Time			
2215-2230	Lights Out Prep	Lights Out Prep	Lights Out Prep	Lights Out Prep			
2230-0530	Lights Out	Lights Out	Lights Out	Lights Out		Lights Out	
							1900 Outfit Meeting
							Evening Study Time
							Lights Out Prep
						Lights Out	

2. QUIET HOURS

The purpose of Quiet Hours is to create an environment conducive for academic study within the dorms and on the quad. Quiet Hours exist 24 hours a day from 1930 Sunday until 1630 Friday except for approved activity and formation/chow. Quiet Hours is further broken into three periods: Academic Day, Evening Study Time (EST), and Lights Out. Cadets will be mindful of other cadets who may be studying, sleeping, or resting. Cadets will not be loud or disruptive in the hallways. The Corps Commander or the Commandant may designate additional weekend dates / times in which Quiet Hours / EST may be observed. All upperclassmen are responsible for maintaining and enforcing Quiet Hours conditions:

- A. Speaking in the hallways and rooms will be kept to a minimum and conducted at a low but audible tone. Whipping out will not occur.
- B. Cadets will not hump it or sound off inside the dormitory.
- C. Halls will be kept neat, orderly, and quiet. Music and other sounds will be heard outside the dorm room.
- D. Lights in the hallway will remain lit (do not reduce lighting) except during "lights out" (2230 until 0530 the next day).

3. ACADEMIC DAY

The purpose of the Academic Day is to maintain an atmosphere within the Corps of Cadets conducive to the pursuit of academic endeavors and personal matters. Quiet Hours conditions in the dormitory hallways and rooms, as well as on the quad, are in effect for all cadets.

- A. Academic Day Times. 0730–1630 Monday and Friday. 0730-1800 Tuesday – Thursday.
- B. The Academic Day consists of:
 - (1) Attending class
 - (2) Individual/Group study at any appropriate place, as desired.
 - (3) Rest. If a cadet is sleeping, the cadet will not be awakened unless it pertains to academic matters (e.g., waking someone up for class, waking someone to ask why they are not in class if their door card indicates they have a class scheduled).
 - (4) Personal endeavors needed for daily living (personal hygiene and on/off campus errands), individual Corps activities (e.g., shining shoes, uniform preparation, room cleaning), and individual exercise.
- C. Activities Permitted
 - (1) On-the-spot corrections. Class will not be delayed.
 - (2) Command-directed room inspections (normally conducted with representatives from the Office of the Commandant).
 - (3) Room Inspections conducted by the Cadet IG Chains from 0830 to 1700 daily Inspections will not interfere with the study environment.
- D. Activities Not Permitted

- (1) Military/Corps training outside of Leadership Labs.
- (2) Disciplinary actions.
- (3) Corrective or directed physical training/exercise except as outlined in the chapter on Corrective Physical Training.
- (4) Upperclassmen "details."
- (5) Disturbing cadets who are studying.
- (6) Waking cadets who are asleep (except as described above).
- (7) Blowing "calls."

4. EVENING STUDY TIME (EST)

The purpose of Evening Study Time is to maintain an appropriate academic environment for the Corps. All cadets on Academic Probation, along with all freshmen, most sophomores, and many juniors are required to comply with mandatory study requirements during EST. Quiet Hours conditions in halls and rooms will be in effect for all cadets.

5. LIGHTS OUT

- A. Lights out starts at 2230 and ends at 0530 the following morning.
- B. The primary cadet activity during lights out is sleep. Quiet Hours conditions in halls and rooms will be in effect for all cadets during Lights Out.
- C. Cadets will not be required to depart their rooms/holes prior to 0530 for any reason. Cadets may depart their rooms to conduct hygiene activities, as necessary.

6. CORPS ACTIVITIES

- A. Corps activities will be executed in accordance with the Commandant's Training Guidance and will promote discipline, improve leadership skills, and character development, and foster camaraderie and esprit de corps. Corps units conduct unit activities per the below schedule Monday – Friday.
 - (1) 0530: No Earlier Than (NET) wake up.
 - (2) 0540: Fall out on the quad for formation. On mornings where ROTC activity is scheduled, all cadets participating in ROTC activity will form up in their respective ROTC formation block. All cadets not required to attend ROTC activity will form up in their unit/Minor unit formation block. Select ROTC cadets may be excused from formation if their assistance is required by ROTC cadre to set up for ROTC activity.
 - (3) 0545: Formation
 - (4) 0555-0700: ROTC/Unit morning activity
 - (5) 0700-0730: Breakfast
 - (6) 0730: Academic day begins
 - (7) 1630-1800 Monday and Friday: Corps unit afternoon activity executed in accordance with the Commandant's Training Guidance
1830 Monday, Tuesday, Thursday: Evening formation
 - (8) 1900-1930 Sunday: Outfit Meeting

- (9) 1915 Monday, Tuesday, Thursday: All cadets in the dorm, prep for EST
- (10) 1930-2215 Sunday – Thursday: EST (1800 EST start time on Wednesdays)
- (11) 2215-2230 Sunday-Thursday: Prep for Lights Out
- (12) 2230-0530 Sunday-Thursday: Lights Out

7. OUTFIT MEETINGS

Outfit meetings are an opportunity for outfit command teams to observe, interact with, and provide information to the members of their outfit. Outfit meetings will occur Sunday evenings from 1900 to 1930, prior to EST. All outfit members will attend outfit meetings unless excused by the commander.

CHAPTER 11: MILITARY COURTESY

1. GREETING AND SALUTING

In keeping with the military traditions of Texas A&M, the following guidance is provided. The following guidance is practiced in the Corps of Cadets at Texas A&M University and may differ from the service branches.

A. The Hand Salute:

- (1) The salute is an official sign of recognition and greeting rendered between members of the military profession as a sign of mutual respect and as a sign of allegiance to the standard or anthem representing the United States of America.
 - (a) The proper hand salute is rendered from a position of attention or while walking by raising the right hand smartly until the tip of the forefinger touches the headdress just above and slightly to the right of the right eye. The right forearm shall be inclined at a 45-degree angle with the upper arm parallel to the ground and the elbow slightly forward. The fingers are lined tightly together, and the thumb lies snugly along the side of the hand. The hand and wrist are straight, so they form a line from the fingertip to the elbow with the palm slightly inward.
 - (b) When rendering the salute, always stand and turn the head and eyes toward the person or flag being saluted. Hold the salute until the person being saluted drops his/her hand, then bring the hand directly down to its natural position at the side. When walking, initiate the salute at a conversational distance (about six paces), hold the salute until it is returned, and drop the salute after the officer drops theirs. It is improper to salute with any object in the right hand or in the mouth.
- (2) Occasions when the Hand Salute is rendered.
 - (a) When a cadet in any cadet uniform approaches an officer or group of officers in uniform or civilian clothes outdoors, the cadet will salute and give the appropriate greeting.
 - (b) Cadets salute during Reveille and Retreat Ceremonies when a part of the ceremony or as individuals when within sight of the flag or the sound of the bugle call or ceremonial music.
 - (c) Cadets salute during the National Anthem and the rendering of honors ("Ruffles and Flourishes" and the General's/Admiral's March played to honor an officer of flag rank or musical honors played to honor a senior governmental official such as "Hail to the Chief" played to honor the President of the United States.)
 - (d) Cadets in uniform salute during the national anthem of countries friendly to the United States.
 - (e) Cadets not in formation individually salute when passing or are passed by the uncased National Colors outdoors. When the flag is passing, cadets in uniform come to attention and render the appropriate salute. Cadets in civilian attire stand at attention and place their right hand over their heart. The salute is rendered six steps before the flag reaches a position directly to the front. The salute is held until the flag

has passed six steps beyond that point. When in formation, the cadet in charge of the formation calls the formation to attention and commands "Present, Arms" when the flag is approximately six steps from the formation. All cadets in the formation salute. The salute is held until the flag has passed six steps beyond the formation, at which time the person in charge of the formation commands "Order, Arms." All cadets drop their salute.

- (f) Cadets in formation salute when commanded to do so by the individual in charge of the formation. When commanded to "Present, Arms, or Hand Salute" all persons in the formation will execute a salute.
 - (g) Cadets will come to attention when the Colors are ascending / descending the flagpole. Cadets in uniform will render a salute.
 - (h) In any case not covered by specific instructions, or in the case where a cadet is unsure if they should salute, a salute is rendered.
- (3) Occasions when a salute is inappropriate.
- (a) Cadets should not salute when at work indoors or when both arms of a cadet are full, and a salute would require a cadet to drop some of the material in hand. The cadet should still offer the appropriate greeting of the day.
 - (b) Cadets do not salute colors displayed on fixed flagpoles or cased. A folded flag is "cased colors" and does not require cadets to render any honors when the person carrying the folded flag passes.
- B. Greeting. A proper military greeting will be rendered to all members of the Commandant's Staff. The greeting will be accompanied by a salute only when addressing a commissioned officer. Examples are:
- (1) When in contact with a commissioned officer: "Good morning, Colonel Jones" or (if name is not known) "Good morning, sir/ma'am".
 - (2) When in contact with a noncommissioned officer: "Good morning, Sergeant Major Smith" or (if name is not known) "Good morning, Sergeant Major". If the name and rank are not known, "Good morning".
 - (3) When in contact with a non-military member of the Commandant's staff: "Good morning, Mr. Smith" or "Good morning, Dr. Jones." If the name is not known, "Good morning, sir/ma'am".
 - (4) When greeting a group of commissioned officers, "Good morning gentlemen" (all male), "Good morning, ladies" (all female), "Good morning, ma'am, good morning gentlemen" (female officer and male officers), "Good morning, ladies and gentlemen" (female and male officers), or "Good morning, ladies, good morning, sir" (female officers and male officer).
 - (5) When overtaking a commissioned officer from behind, the proper greeting is to pass along the officer's left side, render a salute and say, "By your leave sir/ma'am."
 - (6) "Howdy sir/ma'am" is not a proper military greeting.
 - (7) Time of Day:

- (a) "Good morning" is used before lunch.
- (b) "Good afternoon" is used after lunch.
- (c) "Good evening" is used after dinner and until the next morning.

2. REPORTING TO AN OFFICER

- A. Indoors: The cadet first removes his/her cover, knocks on the officer's office door, and enters when told to do so. The cadet approaches within two steps of the officer's desk, halts, and salutes (Army/Air Force only). The cadet shall hold the salute until the reporting phrase is completed and the officer has returned/acknowledged the salute. The reporting phrase may consist of: "Sir/Ma'am, Cadet (Name) reports as ordered." or "Sir/Ma'am, Cadet (Name) requests permission to speak." or "Sir/Ma'am, Cadet (Name) reports as requested." If the officer gives "at ease" then stand at parade rest. Once the conversation has ended and officer is done, the cadet will snap to attention, render a salute (Army/Air Force only), and report out as follows: "Good morning, sir/ma'am." Or "By your leave sir/ma'am."
- B. Outdoors: When reporting outdoors, the cadet will rapidly move to the vicinity of the officer, halt at approximately two steps from the officer, salute and report as outlined above.
- C. If an officer approaches a cadet while the cadet is seated, the cadet should rise until told to be seated by the officer.

3. OTHER COURTESIES ACCORDED BY CADETS

- A. When the National Anthem or honors is played indoors, cadets stand at attention and face the music or the National Flag if one is present. Cadets do not salute unless they are under arms.
- B. A cadet in formation, who is standing at ease or at rest, comes to attention when addressed by an officer.
- C. When accompanying an officer, the cadet walks or rides on the left, except during an inspection of troops in formation. In entering a vehicle, the cadet enters first, and the officer follows. In leaving a vehicle, the officer leaves first, the cadet follows.
- D. When walking with an officer and they come to a door, the cadet should hold the door open for the officer. An example of when this would not be possible would be if the door needed to be pushed open and the cadet would not be able to easily open and hold the door for the officer. In such a situation, the cadet should allow the officer to push the door open and pass through first.
- E. When an officer enters a room used as an office, workshop or is being used at the time as a place of study, cadets engaged in the activity do not come to attention unless the officer speaks to them. Habitually, a cadet comes to attention when addressed by an officer except in the transaction of routine business between individuals engaged in activities described in this paragraph.
- F. While inside the Military Science (Trigon) Building or a Dormitory:
 - (1) If a cadet is in the hallway and meets an officer with whom he/she wishes to speak, the cadet should approach the officer and speak without saluting. After having given the appropriate greeting for the time of the day, the cadet should ask the officer if he/she has time to speak with the cadet, or if he/she can make an appointment to speak with

the officer later.

- (2) When a cadet is seated in a hallway and an officer passes by, the cadet should stand, and clearly and distinctly give the appropriate greeting for the time of the day in a conversational voice.
- (3) When a cadet meets an officer in the hallway and begins speaking to the officer and the officer enters an office, the cadet should pause at the door until told by the officer to enter. A report is not necessary in this case.
- (4) When an officer enters a dorm or room, the first cadet who sees the officer will command, "Attention". All those present will come to attention until the officer departs, directs them to "Carry On," or directs them to some activity.
- (5) Cadets will be in the uniform of the day during duty hours in the Trigon (includes classrooms).

CHAPTER 12: INTRODUCTION TO DRILL AND CEREMONIES

1. PURPOSE OF DRILL

Commanders use close order drill to instill habits of discipline that ultimately translate into the leadership development of each cadet as they pursue their personal and professional endeavors. The purposes of conducting close drill include:

- A. Moving units from one place to another in a consistent and orderly manner.
- B. Teaching discipline by instilling habits of precision and automatic response to orders.
- C. Increasing confidence of cadet officers and noncommissioned officers (NCO) through the exercise of command, by giving proper commands and directing cadets.

2. PURPOSE OF FORMATIONS

Ultimately, the importance of formation is two-fold: to acquire personnel accountability across the Quad and to pay respect to the colors. Formations may also be used for the following:

- A. Maintain control and accountability of personnel.
- B. Pass information.
- C. Develop command presence in unit leaders.
- D. Provide opportunities to inspect the appearance and readiness of personnel.
- E. Instill and maintain high standards of military bearing and appearance.
- F. Build cohesion and esprit de corps.

3. DRILL INSTRUCTION

Every cadet (regardless of class) must be proficient in drill and able to execute all drill movements with precision upon command.

- A. Upperclassmen must be able to teach drill in a proficient and understandable manner.
- B. Having a thorough knowledge of each drill movement and the associated commands along with developing the proper command voice is key to effective drill instruction. Each respective service drill manual specifically addresses commands, command voice and individual drill instruction.
- C. A common technique for instruction is to use the "By the numbers" approach. This technique is addressed in all drill manuals.

4. RESPONSIBILITY

- A. Commanders are responsible for implementing the associated service drill manual within their unit for daily formations, outfit activities, and unit runs. Unit commanders will seek drill expertise from their respective ROTC cadre and identify subject matter experts at the cadet officer and NCO level to ensure each unit is properly trained in drill.
- B. For March-ins, parades, and reviews certain drill movements will differ from the military service drill manuals. See MARCHING GRADE/INSPECTION CRITERIA to ensure standardization when the Corps is on parade.

5. SOURCE REFERENCES

All units will reference their associated military service drill and ceremonies manuals.

- A. Brigade: [TC 3-21.5 Drill and Ceremonies](#) (3 May 2021)
- B. Regiment: [MCO 5060.20 Marine Corps Drill and Ceremonies Manual](#) (15 May 2019)
- C. Wing: [DAFPAM 34-1203 Drill and Ceremonies](#) (13 September 2022)

CHAPTER 13: DAILY DRILL AND FORMATIONS

1. INTRODUCTION

For morning and evening formations all units will form up in platoon/flight line formation in accordance with their respective associated service's drill manual. Commanders will maintain platoon/flight, squad, and team integrity. Reference the following illustrations for proper formation alignment. Ensure specific spacing as identified in the appropriate drill manual.

Legend and Symbols

ASL – Assistant Squad Leader

C – Cadet

CO – Commanding Officer

F – Flag

G – Guidon

J – Junior Cadet

OD – Officer of the Day

PSG/FSG – Platoon/Flight Sergeant

PL/FL – Platoon/Flight Leader

RG – Right Guide (N/MC / AF Platoon/Flight Guidon Position)

S – Senior Cadet

SGM – Sergeant Major

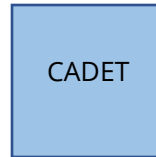
SL – Squad Leader

STAFF – Major Unit, Minor Unit, Company/Squadron Staff Cadet

TL – Team Leader

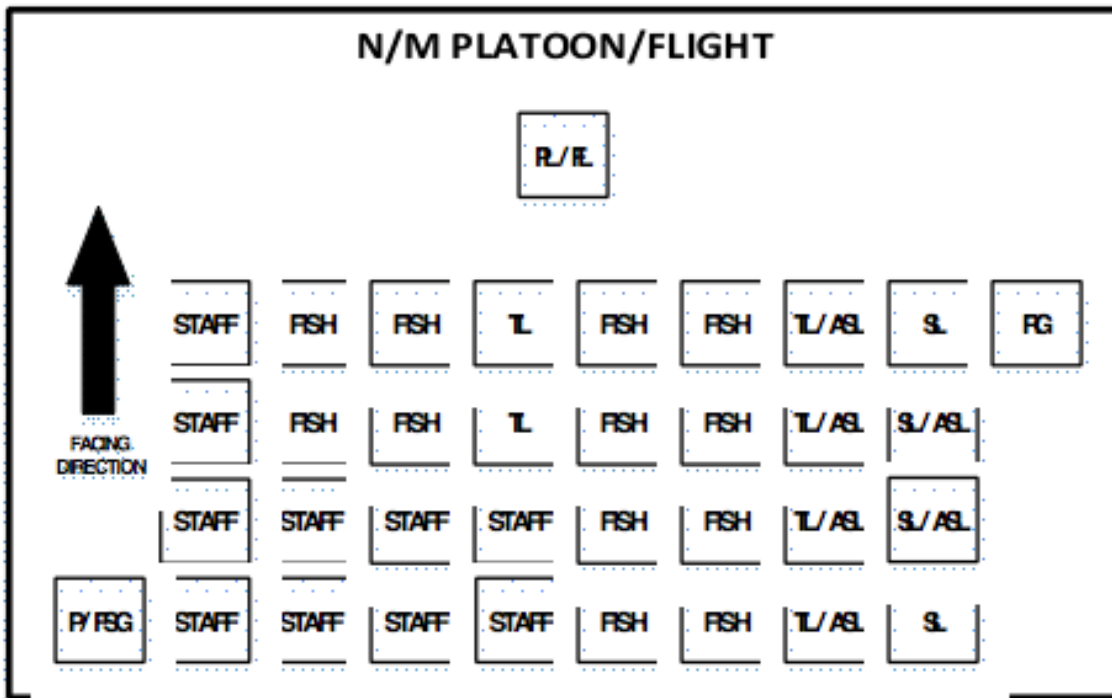
XO – Executive Officer

1SG – First Sergeant

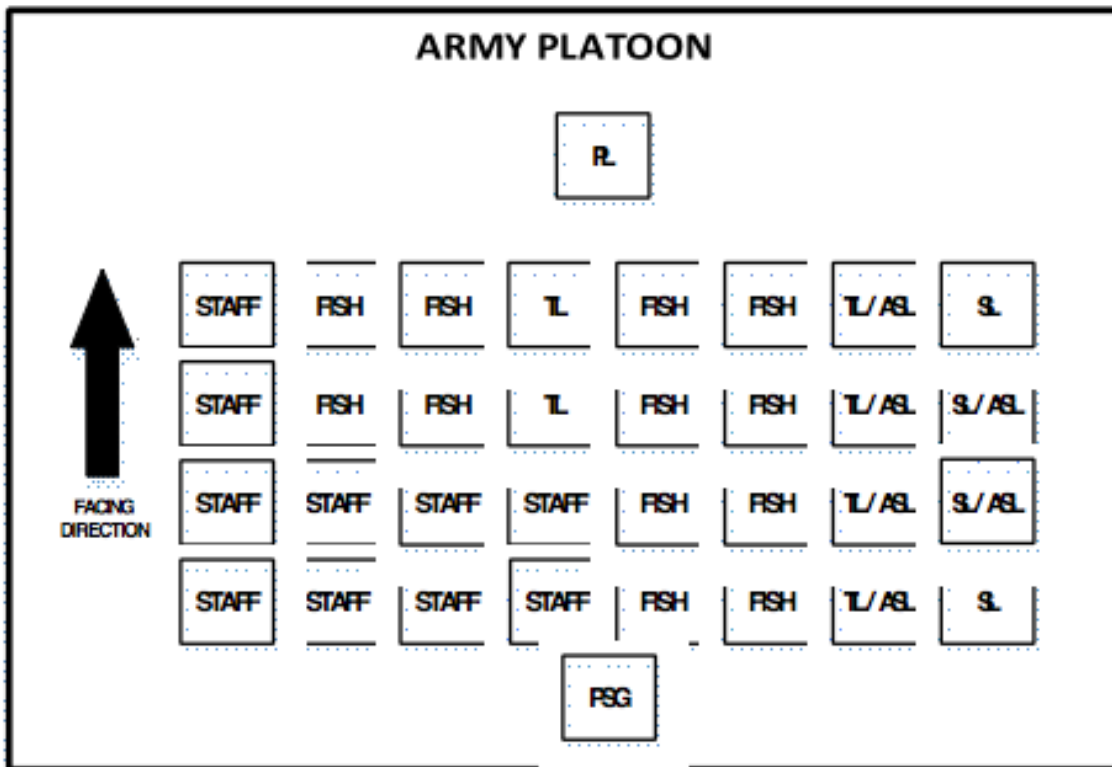


PLATOON/FLIGHT LINE FORMATION

N/M PLATOON/FLIGHT

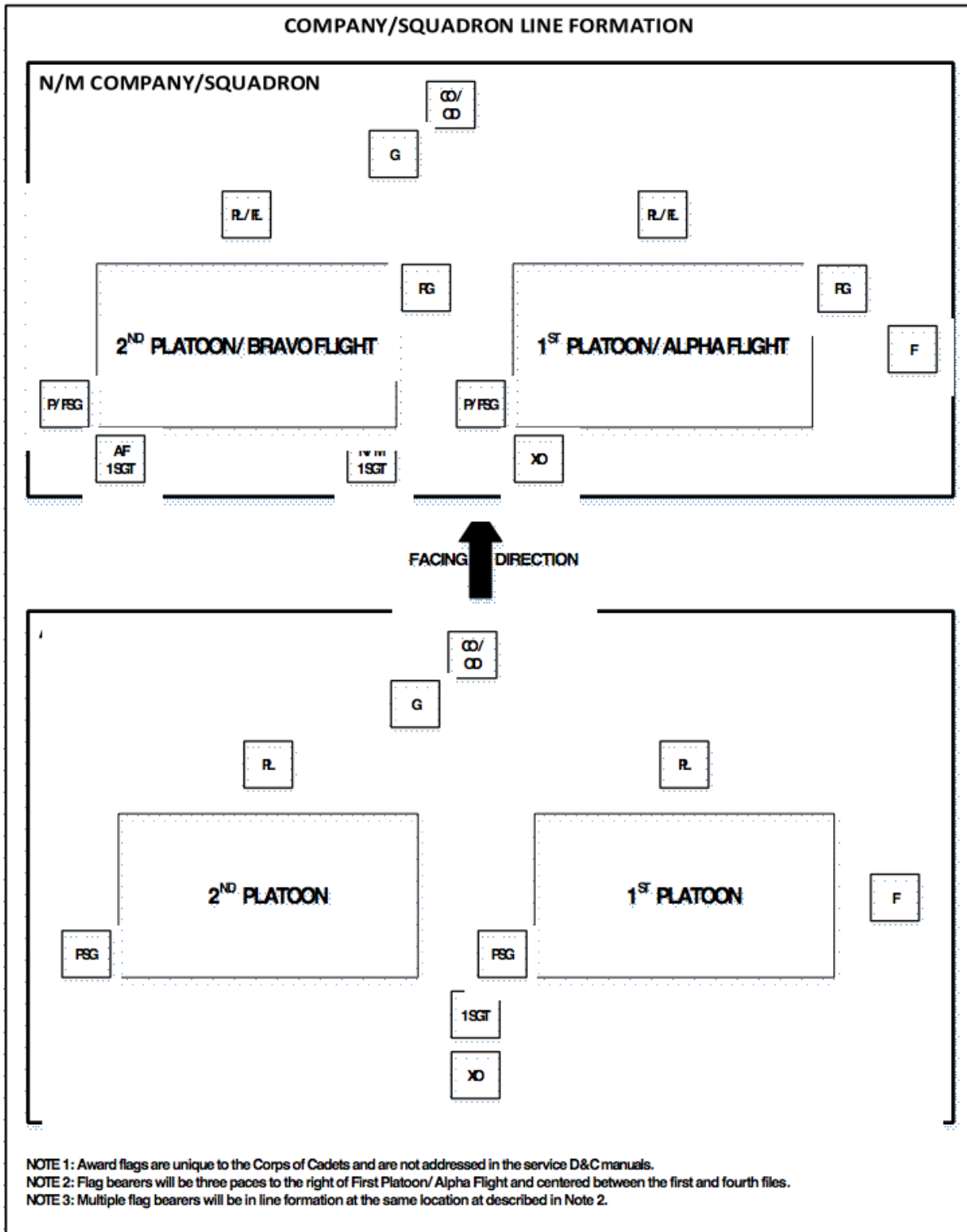


ARMY PLATOON



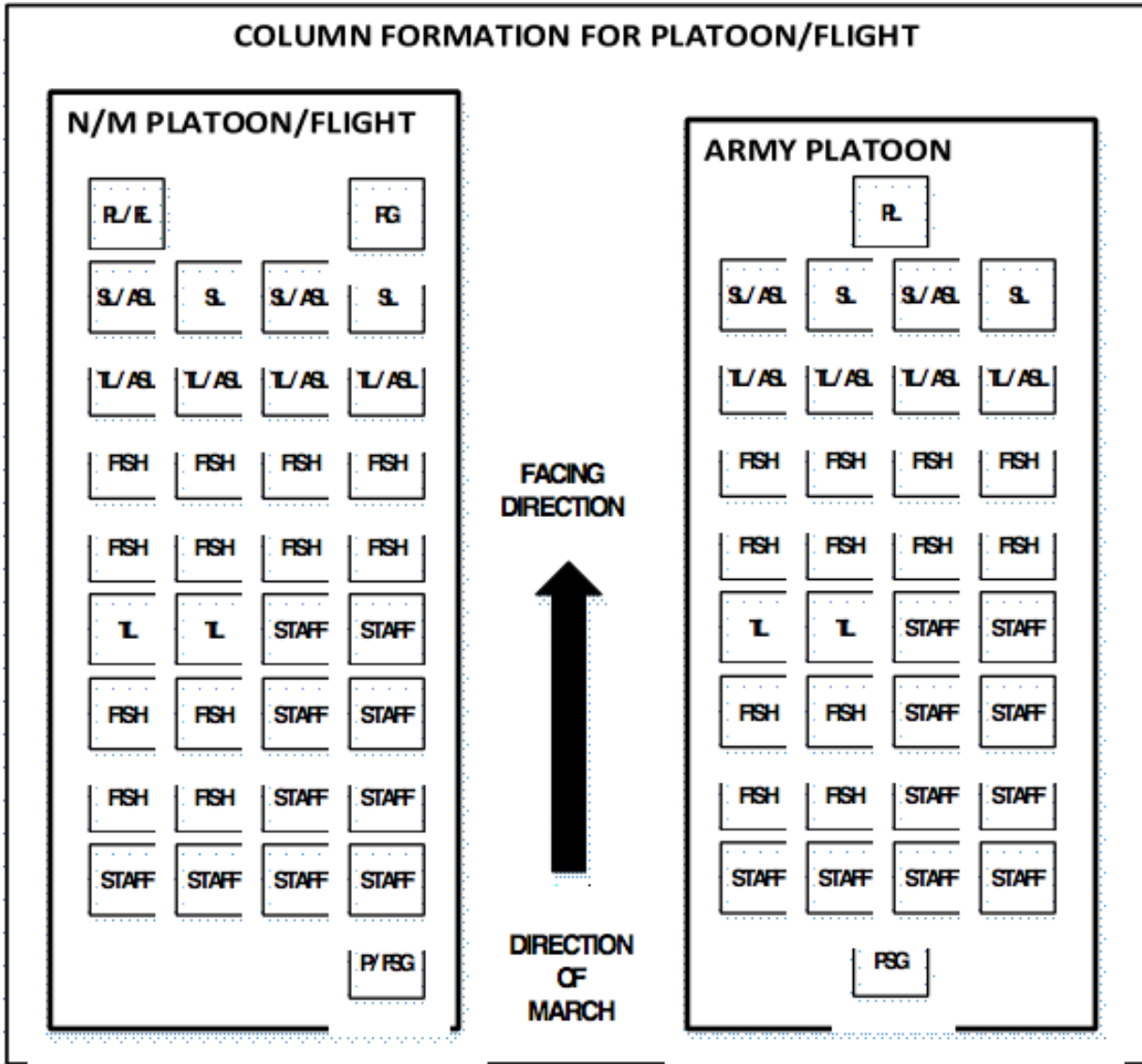
2. COMPANY/SQUADRON/BATTERY FORMATIONS

Outfit Line Formation for morning and evening formations is illustrated below. Cadets will ensure specific spacing as identified in the appropriate drill manual.



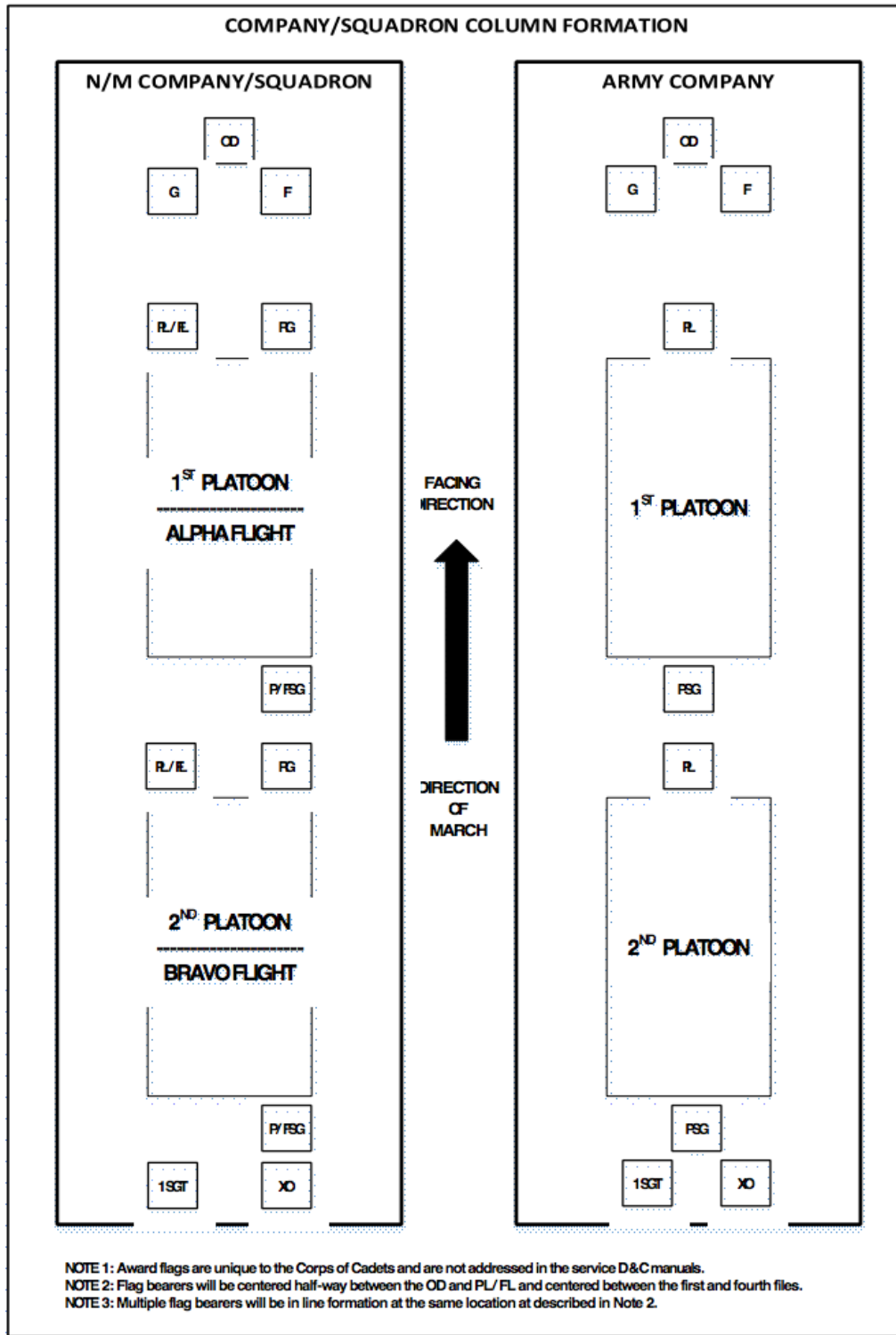
3. PLATOON/FLIGHT COLUMN FORMATIONS

Platoon/Flight column formation for marching to breakfast and dinner is illustrated below. Ensure specific spacing as identified in the appropriate drill manual.



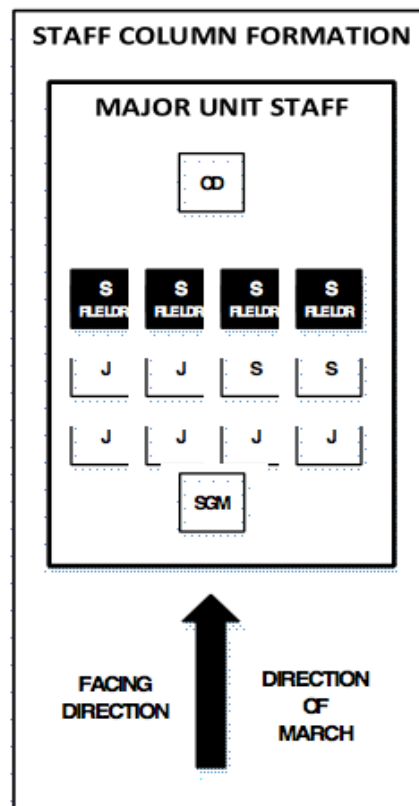
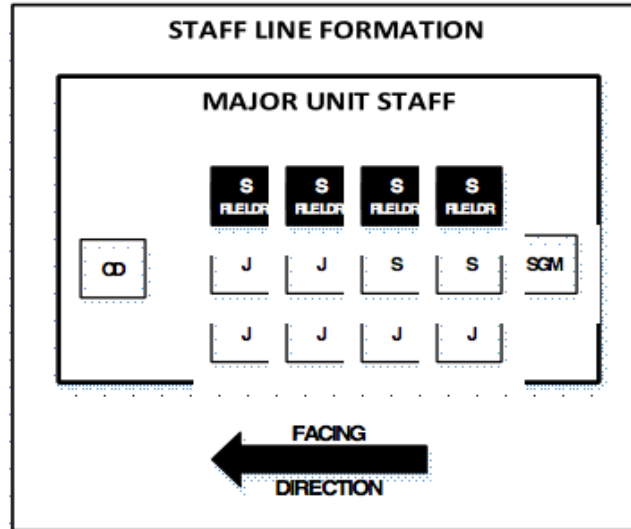
4. COMPANY/SQUADRON/BATTERY COLUMN FORMATION

Company/Squadron/Battery column formation for marching to breakfast and dinner is illustrated below. Ensure specific spacing as identified in the appropriate drill manual.



5. STAFF FORMATIONS

Staff formations for the military services differ in function as compared to the Corps of Cadets. Therefore, staff line formation for morning and evening formations are illustrated below. Ensure spacing is in accordance with service drill manuals.



6. OPEN RANKS INSPECTIONS

Execute per service drill manual.

CHAPTER 14: COLORS

1. RENDERING HONORS OUTDOORS

- A. Whenever the National Anthem, "To the Colors," "Hail to the Chief," or "Ruffles and Flourishes" is played, at the first note of music, all dismounted personnel in uniform, who are not in formation, who are within saluting distance of the National Flag, will face in the direction of the flag, or music if the flag is not in view, and salute, maintaining the salute until the last note of the music is sounded. Cadets who are not in uniform will face the direction of the music or the National Colors, come to attention, and place their right hand over their heart. Cadets will follow these procedures to render honors when attending an event in Kyle Field (Aggie Football Game).
- B. Rendering Honors Indoors: When the National Anthem or other music identified above is played indoors, cadets stand at attention and face the music or the National Flag if one is present. Cadets do not salute unless they are under arms.
- C. National Anthems of countries friendly to the United States of America. The honors described above are rendered when the National Anthem of countries friendly to the United States is played at official functions (Including Kyle Field). Cadets not in uniform assume the position of attention.
- D. Honors to the Texas Flag. When the Texas state song (Texas Our Texas) is played, cadets will stand, face the flag (or the music if no flag is present), and assume the position of Attention for the duration of the song.

2. FLAG DETAIL

- A. The Flag of the United States of America is displayed at full mast on the Quad between Reveille and Retreat each day of the school year when Corps of Cadets is present, unless otherwise directed by the Commandant. This includes Fridays, Saturdays, and Sundays even if Reveille and Retreat Formations are not conducted. Responsibility for this daily display of the flag of the United States of America is assigned to the Company B-2.
- B. The Duty Company raises and lowers the National Colors each day on campus on the Academic Plaza and at the Williams Administration Building. The Texas Flag is also raised and lowered at the Administration Building.
- C. When the FOLDED flag passes by during Flag Detail, it is treated as a cased Color and is not to be saluted by persons meeting the detail.
- D. Frayed, torn, or otherwise damaged flags will be promptly reported to the Corps Operations Officer for replacement.
- E. On the occasion of Silver Taps, Aggie Muster, and when specified by the Office of the Commandant, the National Flag (and Texas Flag), having been rapidly raised to full staff, will be lowered slowly to half-staff. To retrieve the colors at the end of the day, the Duty Company raises the flag to full staff before lowering and recovery the flags.

CHAPTER 15: GENERAL UNIFORM POLICY

1. GENERAL

- A. The Texas A&M Corps of Cadets Uniform Policy provides guidance for the proper wear of the cadet uniform. The wearing of the uniform by the members of the Corps of Cadets is a vital part of our proud history and tradition, as well as a visual reminder of who we are and what we represent on this campus.
- B. Wearing the uniform is a matter of personal pride. Cadets must maintain their uniforms in a neat and serviceable condition. By their appearance, cadets set an example of pride through strict conformity with this regulation. It is incumbent upon all cadets to wear the uniform correctly, and ensure peers and subordinates alike do the same.

2. GUIDELINES

- A. These guidelines are not all encompassing. Cadets must familiarize themselves with all uniform regulations, abide by them, and seek guidance or clarification from appropriate authority when necessary.
- B. Uniforms must be properly fitted, clean, and pressed. Uniform shoes and Senior Boots must be highly shined. The term "properly fitted" indicates a sharp military appearance with a smartly tucked shirt or blouse and trousers properly fitted to the body size and shape (missing buttons, too small shirt, and incorrect trouser length and/or a waist band are common problems).
 - (1) The Corps Commander prescribes the Uniform of the Day (UOD). The Class B Uniform is the default UOD.
 - (2) Members of the Corps of Cadets are authorized to wear only uniforms, insignia, and awards and decorations outlined herein. Unit symbols/shirts of non-active units will not be worn at University/Corps activities (e.g., deactivated outfit T-shirts will not be worn at March to The Brazos, Yell Practice, etc.).
 - (3) Cadets are required to wear all ribbons/medals they earn as a cadet. Cadets are not allowed to decide which ribbon(s) are worn. Ribbons will be worn with the Class B uniform and the Midnight uniform. Medals are worn when wearing the Class A uniform. The Corps Commander may authorize medals be worn on Midnight uniform for a special event. All cadets at the event wearing the Midnight uniform must be the same (all medals or all ribbons).
 - (4) All cadets will wear a TAMU patch in lieu of the ROTC patch upon joining the Corps. When a cadet receives an ROTC scholarship or contracts for a commission with an ROTC branch (Military Science, Naval Science, or Aerospace Studies), the Uniform Distribution Center will exchange/issue a uniform shirt with a patch that identifies their ROTC program. Cadets enrolled in the Platoon Leaders Course (PLC) program will wear the PLC patch. Cadets enrolled in the Navy Nuclear Propulsion Officer Candidate Program, the Navy Civil Engineering Corps Program and the US Coast Guard will provide appropriate patches to the UDC for sewing on the uniform.
 - (5) Mixing the uniform with civilian clothing is not authorized, except for low quarter shoes, combat boots, and the raincoat because they are generic clothing items. Senior boots

- will not be worn with civilian clothing as they are a distinct cadet uniform item. See the guidance regarding “class pull out pictures” in the Corps Policy Guidance.
- (6) Cadets will use common sense regarding the wear of the uniform when outside their rooms in the dorm. Cadets will not loiter in the hallway in partial uniform.
 - (7) All cadets are authorized to maintain their uniform with brass and other accessories ‘wired’ for wear.
 - (8) Females are required to wear trousers at football March-Ins, Corps Reviews, and Military Proficiency Inspections. In all other cases, all females, regardless of class, may wear trousers or skirts.
 - (9) Cadets will adhere by the hair and grooming standards outlined in the Corps Policy Guidance. Shorter or more restrictive requirements are prohibited.
 - (10) Cadets in uniform are authorized to carry black backpacks or book/shoulder bags in their left hand, on their left or right shoulder, or on both shoulders. Bags and briefcases must not interfere with rendering a salute or whipping out.
 - (11) All cadets are authorized to wear conservative sunglasses in uniform when outside. Lenses or frames with conspicuous initials, designs, or colors, as well as reflective lenses, are prohibited. Sunglasses will not be worn inside or in formation. Cadets will not hang glasses or glass cases on their uniform, let the glasses hang on a restraint around the neck, or wear the glasses on the top of the head when in uniform. As a courtesy, cadets will remove their sunglasses when meeting or talking with someone.
 - (12) All headgear should fit naturally on the head and remain in place during normal activities. The leather visor of the Service Cap will be highly polished to take on a marbled appearance but not to the degree that the brim is no longer brown in color. The edges of the Service Cap will not be bent over/crushed to take on an ‘Old Army’ appearance. Campaign hats, other than those worn by PMC cadets, must have a crisp flat brim, and the crown will not be deformed.
 - (13) Cadets will not place their hands in their pockets for an extended period. Pocket fasteners (buttons) must be always fastened. Seniors need to pay close attention to the pockets of their boot pants. Wallets and other items may be carried in uniform pockets but nothing is allowed to stick out of the pocket. Large rectangular leather wallets that protrude from pockets are not authorized for uniform wear.
 - (14) Cold Weather. Cold weather uniform items include a black jacket with cadet rank insignia on the shoulder epaulette and gloves for the class B uniform and combinations of sweatshirt, sweatpants, black watch cap, and black gloves for physical training. As the temperature approaches 55 degrees Fahrenheit or colder, the Corps Commander, in consultation with Operations will determine the appropriate cold weather uniform items for various formations and activities. Cadets must check cadets.tamu.edu to ensure they wear the correct uniform.
 - (15) Raingear. The raincoat may be worn with any uniform. The campaign hat or garrison cap will be worn with the raincoat. The OCP cap will be worn when wearing raingear with the Class C uniform. Cadets may carry / use an umbrella during inclement weather when wearing any variant of the class A or B uniform. Umbrellas will not be carried/used when wearing the Class C uniform. The umbrella must be black, plain, and absent of

logos or designs. Umbrellas are not authorized for formation.

- (16) Bathrobes. All cadets will wear a bathrobe when going to/from the shower/restroom. As a minimum, PT shorts (and bra for females) and shower shoes will be worn. No additional items will be required to be worn when going to/from the shower or restroom. Robes must be kept closed with the sash secured around the waist when in the hallway. Robes must extend at least past the mid-thigh. Robes may be any color other than burnt orange.
- (17) When in uniform, Cadets shall not operate bicycles, scooters, skates, skateboards, or other personal mobility devices other than wheelchairs.
- (18) Cadets are responsible for maintenance and dry cleaning of their assigned uniforms.
- (19) No article of the Texas A&M cadet uniform will be worn by anyone other than a current cadet in the Corps. This includes dates and former cadets.
- (20) The use of chewing gum, any tobacco product or tobacco substitute while in uniform, or the consumption of food or beverage while walking in uniform or standing in formation are prohibited. These activities detract from an appropriate military presence.
- (21) Cadets will not use a cell phone or other electronic device when walking in uniform (includes texting, talking, or surfing the net). The use of earbuds or headphones to listen to an electronic device are not authorized when wearing any cadet uniform, to include PT gear, except when seated and studying. Cell phones and electronic devices will not hang on the uniform or belt.
- (22) Alcohol may not be consumed while in uniform without prior approval of the Commandant.
- (23) Cadets with medical conditions which prevent the wear of the uniform may wear the Corps athletic uniform.

C. On-Campus Wear

- (1) All members of the Corps of Cadets will wear the cadet uniform on campus as indicated below. Cadets will wear the uniform they are authorized based on their cadet status. (For example, fish will not wear an upperclass uniform as a means of reward of privileges).
- (2) Cadets in any Corps uniform are subject to inspection at all times. Cadets will correct other cadets who fail to wear the uniform properly.
- (3) Appropriate headgear will be worn with the uniform at all times when outside.
- (4) Uniforms will be worn in accordance with the following:
 - (a) Campus Buildings. The uniform of the day will be worn in ALL campus buildings (excluding dormitories) to include the Military Science Building (Trigon), the Sam Houston Sanders Corps Center, the Leadership Learning Centers (when attending class), the Memorial Student Center (MSC), the Association of Former Students Alumni Center, and the Hagler Foundation Center.
 - (b) The following guidance is provided regarding the wear of the cadet uniform at student organization meetings and functions.
 1. Cadets may join any student organization. If the organization conducts their

meetings in a building on campus requiring the wear of the cadet uniform, the cadet must wear the uniform of the day.

2. If the organization is controversial or political in nature, cadets will neither appear in uniform at a public function for the organization nor appear in uniform in organizational pictures/social media nor be identified as a member of the Corps of Cadets. Attending functions conducted outside of campus buildings in civilian clothing where the cadet is acting as a student at Texas A&M is authorized.
 3. In general, the cadet is prohibited from doing anything which might give the appearance of the Corps of Cadets supporting or promoting the political/controversial organization. This guidance is similar to what the military services follow for service members.
 4. Cadets in a contract or scholarship status with a ROTC program may have further restrictions placed on their involvement in specific student organizations. ROTC guidance will not counter the uniform guidance provided above.
- (c) Uniform of the Day is required for all business with the Department of Community Standards, including sessions with the Student Conduct Office.
- (d) Cadets employed as student workers on the Texas A&M University campus will wear the uniform of the day unless otherwise dictated by their employer.
- (e) Cadets required to wear "Business Attire" for a class will wear the seasonal Class A uniform or midnights for whitebelt cadets.
- (f) Wear of the Physical Training uniform is authorized in the following locations:
1. Beutel Student Health Center, when in need of medical services.
 2. Any kinesiology class meeting outside. PT gear will not be worn to an academic class prior to or after a kinesiology class.
 3. Kinesiology Building (PEAB) on west campus and Student Recreational Sports Center (REC) while engaged in health fitness, sporting, or recreational class.
 4. Military Science Building for height/weight measurement or work details.
- (g) Duncan Dining Hall. The uniform for chow is the uniform of the day unless modified by the Corps Commander.
1. Corps and ROTC special unit uniforms will be established by the respective unit commander as authorized by the Deputy Corps Commander.
 2. The Corps/Unit athletic uniform is acceptable for lunch and free flow chow. The Corps athletic uniform is defined as Corps/unit sweats (as required), the Corps PT uniform provided by the Corps of Cadets Association, or the official unit PT uniform and athletic shoes and socks. The PT uniform must be clean and serviceable. The t-shirt will be tucked in. If sweatpants are worn (cold weather), a corresponding sweatshirt or unit-issued hoodie must also be worn.
 3. Cadets engaged in a scheduled intramural activity or unit physical fitness training immediately before chow may wear their unit PT uniform for breakfast or

evening meals.

4. Cadets in wet or soiled uniforms or PT gear will not enter Duncan Dining Hall. Cadets not in an appropriate uniform for Duncan Dining Hall will be directed to leave. Dining Services employees will normally coordinate this direction through the appropriate cadet commander.
- (h) Wear of Non-Regs. Appropriate civilian attire is authorized in the following locations by all cadets regardless of class year:
1. Corps dorms, the Leadership Learning Centers (for study purposes and Academic Support offered during EST), and all civilian residence halls.
 2. Sbisa Dining Hall, Sbisa Underground, and the Commons Dining Hall.
 3. Uniform Distribution Center (UDC).
 4. All Faiths Chapel, Breakaway or other similar religious events.
 5. University Health Services (UHS) when engaged in personal counseling sessions.
 6. Campus Libraries any time of day.
 7. The Student Computing Center, designated Engineering/ Architecture workspaces (see below) and the Trigon during Evening Study Time only.
 8. The Student Recreation Center, at any time during the day and when approved by the CO during activity times.
- (i) Attendance at Varsity Athletic Events
1. The Uniform of the Day is worn to all varsity athletic contests in Kyle Field.
 2. Cadets may attend other varsity athletic contests (basketball, baseball, soccer, volleyball, track and field, women's softball, tennis, etc.) in appropriate civilian attire unless a uniform is specified by the Corps or Major Unit Commander.
- (i) Wear of Class C Uniform. Class Cs are approved for wear in certain locations under certain approved conditions and purposes. The Class C uniform is not a replacement for the Uniform of the Day unless it is declared the Uniform of the Day for inclement weather.
1. Wet Labs. The Class C uniform is authorized for specific academic wet labs (see below).
 - a. ANSC 108/320/447 & AGSM 315 (Animal Science / Meat & Food Tech)
 - b. BIOL 107/111/113/206/318/319/320/351 (Zoology & Essentials/Micro/ Chordate Anatomy & Physiology)
 - c. CHEM 111/112/117/237/318/433 (Fundamental / Organic / Quantitative / Advanced Organic Chemistry)
 - d. COSC 301 (Construction Surveying)
 - e. ESSM 301 & FSTC 313 (Mechanical Tools & Food Chemistry)
 - f. GEOL 203 & OGNE 252 (Mineralogy / Oceanography Labs)

- g. VTPB 405 / WFSC 303/311/335 (Microbiology Lab / Vertebrae / Ichthyology)
2. Zachry Labs. Cadets in Zachry Labs will wear the Class C uniform to class. Once at the lab, cadets will unblouse their trousers and wear their trousers loose over their boots. Cadets will reblouse their trousers upon departing the lab.
 - a. CVEN 342 & 303 (Materials of Construction) & (Survey-Practical App)
 - b. ECEN 325/438/441/472 (Electronics / Power / Motor / Circuits)
 - c. IDIS 303/400/403 (Mechanical / Industrial / Fluid)
 - d. MMET 181/281/206/207/313/303/418 (Welding Industrial / Manufacturing / Metallic & Non-Metallic / Medical Manufacturing)
 - e. MEEN 361 / 345 (Materials & Manufacturing / Fluid Mechanics Lab)
 - f. PETE 224/RENK 215 (Intro to Drilling Systems / Fundamentals of Ecology)
 3. The Corps Commander will announce any uniform changes based on weather conditions. Units/Individuals are not authorized to make their own uniform determination based on the weather condition.
 4. The Class C uniform is authorized for individual ROTC leadership labs. ROTC scholarship/contracted cadets may wear their ROTC utility uniform with ROTC rank/insignia to leadership labs as directed by the ROTC instructor. Cadets will not wear the ROTC uniform to an academic class prior to or after the leadership lab. Every Thursday, ROTC scholarship/contracted cadets may wear their ROTC utility uniform with ROTC rank/insignia for the entirety of the day.
 5. With the exception for ROTC lead lab and on Thursdays as indicated above, the Class C uniform will be worn with cadet rank, name tag, and "Texas A&M" chest pocket tag. The Class C cover will be worn with the cadet rank only (e.g., The Rudders Diamond, Chaplain cross, or ROTC rank is not authorized). Cadets will wear ROTC rank and chest pocket tags only when attending ROTC classes or events.
 6. When wearing the Class C uniform, the sleeves will remain down (not rolled or cuffed). AROTC cadets may be directed to roll their sleeves up when attending AROTC lead lab. Rolled sleeves are only authorized for the duration of the AROTC class/event. When rolled, sleeves must be rolled up past the elbow.
 7. The Class C uniform and ROTC utility uniform will not be worn in the Memorial Student Center/Rudder Tower complex, at any time, for any reason.

D. Off-Campus wear

- (1) When worn off campus, cadets will wear the uniform in such a manner as to be a credit to themselves, the Corps of Cadets, and Texas A&M University.
- (2) The following guidelines apply to the wear of the uniform off campus:
 - (a) Corps Trips. Cadets may wear the cadet uniform while in transit to/from the designated assembly location for a Corps trip.
 - (b) Service Projects. A uniform appropriate for outfit/Corps service projects may be requested to the Military Advisor.

- (c) Away Football Games. Cadets will wear the appropriate uniform of the day for football games not played at Texas A&M when the entire Corps is present (Corps Trip). Cadets simply attending an away game, as individuals and not part of a Corps Trip or as a Corps/University representative, and remaining in the stands need not wear the cadet uniform. Cadets in the Band, Officers of the Day, and Reveille handlers on the field will always wear the designated uniform.
- (d) Other Activities Off Campus. If desired, cadets may wear the Class B uniform or higher off campus.

CHAPTER 16: UNIFORM INSPECTION GUIDELINES

1. COVERS

All hats/covers/caps will be free of cables, clean, pressed, and properly sized. Any brass on the cover will be properly placed, polished, and free of excessive oxidation.

2. BRASS

- A. Brass and rank insignia will be shined, smudge free, and free of metal polish buildup. All collar brass will be in accordance with the guidelines set forth herein. Chromed brass is only authorized for Drum Majors. Subdued, shaved, or bent brass is not authorized. Skeleton and subdued cadet rank as well as Navy and Marine Corps buckles and rank are prohibited.
- B. All shields will be kept smudge-free and placed on the uniform in accordance with guidelines herein. No unauthorized shields will be worn.
- C. Corps Brass will be worn with the knight's head facing in (Class A Blouse) or facing forward (uniform shirts). Cadets will not shave, grind, or polish Corps Brass to the point the knight's head disappears or the images on the brass are unrecognizable. Band cadets will not grind or polish the Band Lyre to the point that the details of the band lyre are unrecognizable. Unserviceable brass must be replaced.
- D. Engraved brass is authorized for seniors. The engraving must pertain to the individual's outfit or position and be free of any offensive material. The engraving must be approved by the Military Advisor through the MU Commander.

3. T-SHIRTS

T-shirts will be cable-free, clean, pulled straight and even across the neckline, and will not hang out of the uniform sleeve. There should be no undershirt visible across the neck or under the sleeves when wearing the female Class B blouse. All female cadets are required to wear a v-neck t-shirt under the female Class B blouse.

4. SHIRT

- A. The shirt will be free of cables, wrinkles, holes, and spots or stains. Shirts will have all fasteners (off-color fasteners are not authorized). The shirt will be worn with proper fit, a neat tuck, proper patches, all appropriate fasteners fastened, with sharp military creases and the gig line centered. Only UDC issued shirts are authorized.
- B. Proper fit is defined as having a straight button placket down the front of the shirt. Button gaping indicates the shirt is too tight and does not fit properly. Shoulder seams will rest on the point of the shoulder.

5. NAME TAG

- A. The name tag is centered on the right pocket flap. The top of the name tag is aligned below the seam at the top of the pocket. Only the cadet's own name tag will be worn.
- B. The name tag will be shined and free of scratches and dirt and polish build-up in the letters. Name tags turning white or with letters no longer distinct will not be worn.

6. BADGES, PINS, AND RIBBONS

- A. All badges, pins, and ribbons will be placed on the uniform in strict accordance with the guidelines set forth herein.
- B. Ribbons will be worn in the correct order as specified herein. All badges, pins, and ribbons authorized for an individual cadet will be worn.
- C. Unauthorized badges, pins, ribbons, or cords will not be worn.
- D. All cords will be kept clean. Frayed, faded or unauthorized cords will not be worn.
- E. No commemorative or symbolic loops of ribbon, cloth, or wristbands (cancer, AIDS, etc.,) will be worn while in uniform unless directed by the Commandant.

7. BELTS AND BUCKLES

- A. Belts will be free of dirt and stains. Belt length that extends past the buckle will be cut off.
- B. Align buckles with the belt. Freshman belt tips will be aligned with the edge of the buckle.
- C. Curved, engraved, or otherwise deformed buckles will not be worn.
- D. Buckles will be shined, scratch-free, and free from polish buildup.
- E. Cadets will wear the belt and buckle appropriate for their class. Delta Company will wear a tan belt with their appropriate class belt buckle.

8. TROUSERS

- A. Trousers will be worn by all personnel (including females) for inspections, Corps Reviews, and football March-Ins. Trousers will be free of cables, holes, wrinkles, stains, spots, and/or heel and sole marks. The trousers will be neatly pressed and will fit properly. All trousers will have proper fasteners.
- B. Proper fit: Trousers are worn at the natural waist and will hang from the cadet's hips. Trousers will not pull across the seat, and pockets will lay reasonably flat. Trousers will have a slight break at the ankle along the front trouser crease when the cadet stands at attention.

9. FOOTWEAR

- A. Freshman, sophomore, and junior cadets will only wear low quarters issued from the UDC. Seniors must wear Senior Boots, unless exempt via military letter in specific and extenuating circumstances.
- B. Footwear will be highly shined and in serviceable condition.
- C. Freshman and sophomore cadets will have taps on their low quarters, seniors will have taps on their boots. Juniors are not required to wear taps. If a Junior selects to do so, the taps must be serviceable. Taps will be in good condition, i.e. not chipped, and must fully cover the edge of the shoe.

10. GENERAL APPEARANCE

Cuts will be assessed for wearing two-toned shirts or pants, and for any evidence of poor personal hygiene (e.g.; dirty hands or fingernails, body odor, breath odor, dirty ears, etc.).

CHAPTER 17: MALE UNIFORMS AND OCCASIONS FOR WEAR

1. CLASS AA UNIFORM

- A. The Class AA uniform is an optional uniform worn for formal occasions where a tuxedo would be appropriate civilian attire. It is not to be substituted for Corps events for which the Class A uniform is prescribed.
- B. The components of the Class AA Uniform are:
 - (1) Green Dress Blouse
 - (2) Pink Trousers or Pink Boot Pants
 - (3) White Dress Shirt (Not Issued)
 - (4) Black Bow Tie (Not Issued)
 - (5) Service Cap
 - (6) Senior Belt/Buckle
 - (7) Brown Low Quarter Shoes with Brown Socks or Senior Boots
 - (8) Only medals are worn with the Class AA uniform
 - (9) Note - Do not wear the issued black necktie or the Pink Garrison Cap



For brass placement details see [Individual Uniform Component Illustrations](#).

The right edge of the blouse belt buckle should be aligned with the right edge of the blouse flap.

2. CLASS A UNIFORM

- A. The Class A uniform is worn for formal Corps events and special occasions.
- B. The components of the Class A uniform are:
 - (1) Green Dress Blouse
 - (2) Pink Trousers or Pink Boot Pants
 - (3) Poplin Shirt
 - (4) Black Necktie
 - (5) Service Cap or Pink Garrison Cap
 - (6) Appropriate Class Belt/Buckle
 - (7) Brown Low Quarter Shoes with Brown Socks or Senior Boots
 - (8) Medals are authorized for the Class A Uniform
 - (9) Note – Do not wear ribbons



For brass placement details see [Individual Uniform Component Illustrations](#).

The right edge of the blouse belt buckle should be aligned with the right edge of the blouse flap.

3. MIDNIGHT UNIFORM

- A. The Midnight Uniform is worn as desired for special occasions and civilian casual events when a specific uniform has not been prescribed.
- B. The components of the Midnight Uniform are:
 - (1) Pink Trousers or Pink Boot Pants
 - (2) Long Sleeve Midnight Shirt
 - (3) Khaki Tie
 - (4) Service Cap or Pink Garrison Cap
 - (5) Appropriate Class Belt/Buckle
 - (6) Brown Low-Quarter shoes with brown socks or Senior Boots
 - (7) Ribbons are authorized. Medals and ribbons will not be worn together.



For brass placement details see [Individual Uniform Component Illustrations](#). Align left edge of the shirt placket with the left edge of the trouser fly.

Senior, junior and sophomore belt buckles will be centered on the fly/placket. Align the left edge of the fish belt buckle with the left edge of the fly/placket.

The khaki necktie will be worn knotted tightly in a Windsor or Overhand knot and

tucked in between the second and third shirt buttons.

4. CLASS B WINTER UNIFORM

- A. The Class B Winter Uniform can be prescribed as the uniform of the day or for special events at the direction of the Corps Commander.
- B. The components of the Class B Winter uniform are:
 - (1) Pink Trousers or Pink Boot Pants
 - (2) Short Sleeve Gabardine Shirt (Long Sleeve Gabardine Shirt with Black Tie for specified activities; the Long Sleeve Gabardine Shirt will not be worn without the necktie)
 - (3) Pink Garrison Cap
 - (4) Appropriate Class Belt/Buckle
 - (5) Brown Low-Quarter shoes with brown socks or Senior Boots
 - (6) Cadets will wear all their authorized ribbons



For brass placement details see [Individual Uniform Component Illustrations](#). Align left edge of the shirt placket with the left edge of the trouser fly.

Senior, junior and sophomore belt buckles will be centered on the fly/placket. Align the left edge of the fish belt buckle with the left edge of the fly/placket.

The black necktie will be worn knotted tightly in a Windsor or Overhand knot and tucked in between the second and third shirt buttons.

5. CLASS B SUMMER UNIFORM

- A. The Class B Summer Uniform is the prescribed standard Uniform of the Day.
- B. The components of the Class B Summer Uniform are:
 - (1) Gabardine Trousers or Gabardine Boot Pants
 - (2) Short Sleeve Gabardine Shirt (Long Sleeve Gabardine Shirt with Black Tie for specified activities; the Long Sleeve Gabardine Shirt will not be worn without the necktie)
 - (3) Gabardine Garrison Cap
 - (4) Appropriate Class Belt/Buckle
 - (5) Brown Low-Quarter shoes with brown socks or Senior Boots
 - (6) Cadets will wear all their authorized ribbons



For brass placement details see [Individual Uniform Component Illustrations](#). Align left edge of the shirt placket with the left edge of the trouser fly.

Senior, junior and sophomore belt buckles will be centered on the fly/placket. Align the left edge of the fish belt buckle with the left edge of the fly/placket.

CHAPTER 18: FEMALE UNIFORMS AND OCCASIONS FOR WEAR

1. CLASS AA UNIFORM


- A. The Class AA uniform is an optional uniform worn for formal occasions where a tuxedo or formal gown would be appropriate civilian attire. It is not to be substituted for Corps events for which the Class A uniform is prescribed.
- B. The components of the Class AA Uniform are:
 - (1) Green Dress Blouse
 - (2) Pink Trousers/Skirt or Pink Boot Pants/Skirt
 - (3) White Dress Shirt (Not Issued)
 - (4) Black Bow Tie (Not issued)
 - (5) Service Cap
 - (6) Appropriate Class Belt/Buckle
 - (7) Oxford shoes with brown socks, if trousers are worn; or pumps with hose, if the skirt is worn; or Senior Boots may be worn with boot pants or the boot skirt
 - (8) Only medals are worn with the Class AA uniform
 - (9) Note – Do not wear the issued black necktie or the Pink Garrison Cap



For brass placement details see [Individual Uniform Component Illustrations](#).

2. CLASS A UNIFORM

- A. The Class A uniform is worn for formal Corps events and special occasions.
- B. The components of the Class A uniform are:
 - (1) Black Dress Jacket
 - (2) Pink Trousers/Skirt or Pink Boot Pants/Skirt
 - (3) Poplin Shirt
 - (4) Black Tabtie
 - (5) Service Cap or Pink Garrison Cap
 - (6) Appropriate Class Belt/Buckle
 - (7) Oxford shoes with brown socks, if trousers are worn; or Pumps with hose, if the skirt is worn; or Senior Boots may be worn with boot pants or the boot skirt
 - (8) Medals are authorized for the Class A Uniform
 - (9) Note – Do not wear ribbons



For brass placement details see [Individual Uniform Component Illustrations](#).

3. CLASS B WINTER UNIFORM

- A. The Class B Winter Uniform can be prescribed as the uniform of the day or for special events at the direction of the Corps Commander.
- B. The components of the Class B Winter uniform are:
 - (1) Pink Trousers/Skirt or Pink BootPants/Skirt
 - (2) Short Sleeve Gabardine Shirt (Long Sleeve Gabardine Shirt with Black Tie for specified activities; the Long Sleeve Gabardine Shirt will not be worn without the necktie)
 - (3) Pink Garrison Cap
 - (4) Appropriate Class Belt/Buckle
 - (5) Oxford shoes with brown socks, if trousers are worn; or pumps with hose, if the skirt is worn; or Senior Boots may be worn with boot pants or the boot skirt
 - (6) Cadets will wear all their authorized ribbons



For brass placement details see [Individual Uniform Component Illustrations](#).

Align left edge of the shirt placket with the left edge of the trouser fly.

Senior, junior and sophomore belt buckles will be centered on the placket.

Align the left edge of the fish belt buckle with the left edge of the placket.

The black necktie will be worn knotted tightly in a Windsor or Overhand knot and tucked in between the second and third shirt buttons.

4. CLASS B SUMMER UNIFORM

- A. The Class B Summer Uniform is the prescribed standard uniform of the day.
- B. The components of the Class B Summer Uniform are:
 - (1) Gabardine Trousers/Skirt or Gabardine Boot Pants/Skirt
 - (2) Short Sleeve Gabardine Shirt (Long Sleeve Gabardine Shirt with Black Tie for specified activities; the Long Sleeve Gabardine Shirt will not be worn without the necktie)
 - (3) Gabardine Garrison Cap
 - (4) Appropriate Class Belt/Buckle
 - (5) Oxford shoes with brown socks, if trousers are worn; or pumps with hose, if the skirt is worn; or Senior Boots may be worn with boot pants or the boot skirt
 - (6) Cadets will wear all their authorized ribbons



For brass placement details see [Individual Uniform Component Illustrations](#). Align left edge of the shirt placket with the left edge of the trouser fly.

Senior, junior and sophomore belt buckles will be centered on the placket. Align the left edge of the fish belt buckle with the left edge of the placket.

5. MIDNIGHT UNIFORM

- A. The Midnight Uniform is worn as desired for special occasions and civilian casual events when a specific uniform has not been prescribed.
- B. The components of the Midnight Uniform are:
 - (1) Pink Trousers/Skirt or Pink Boot Pants/Skirt
 - (2) Long Sleeve Midnight Shirt
 - (3) Khaki Tie
 - (4) Service Cap or Pink Garrison Cap
 - (5) Appropriate Class Belt/Buckle
 - (6) Oxford shoes with brown socks, if trousers are worn; or pumps with hose, if the skirt is worn; or Senior Boots may be worn with boot pants or the boot skirt
 - (7) Ribbons are authorized. Medals and ribbons will not be worn together.



For brass placement details see [Individual Uniform Component Illustrations](#).

Align left edge of the shirt placket with the left edge of the trouser fly.

Senior, junior and sophomore belt buckles will be centered on the fly/placket.

Align the left edge of the fish belt buckle with the left edge of the fly/placket.

The khaki necktie will be worn knotted tightly in a Windsor or Overhand knot and tucked in between the second and third shirt buttons.

CHAPTER 19: ALL OTHER CADET UNIFORMS

1. CLASS C UNIFORM

- A. The Class C Uniform is worn for inclement weather, field training, and to “wet” labs when designated by the Commandant’s Staff or the Corps Commander.
- B. The components of the Class C Uniform are:
 - (1) OCP Blouse (with sleeves rolled fully down and fastened, no $\frac{3}{4}$ roll), Trousers (bloused at all times while on the Campus proper), and Patrol Cap
 - (2) Utility belt
 - (3) Service authorized boots w/ green, black, or brown socks
- C. Service specific Camouflage/Combat Uniforms will be worn to ROTC leadership labs only and not as a substitute for the Class C uniform. “US Army” name tape and ROTC/midshipmen rank are worn only to ROTC classes. Cadet rank and the “Texas A&M” name tape are worn on the Class C cadet uniform. For senior cadet Lieutenant Colonels and above, rank will be worn with diamonds stacking horizontally.

2. Cs & Ts UNIFORM

- A. The Cs & Ts uniform is worn to midnight yell by the junior class and for other occasions or training as designated by the Corps Commander. Cs & Ts are authorized for certain physical training evolutions to include: Obstacle Course, Leadership Reaction Course, Endurance Course, Individual Movement Course, and other training evolutions when warranted and approved by the Military Advisor.
- B. The components of the Cs & Ts uniform are:
 - (1) OCP Trousers. Trousers will be bloused for all evolutions on the Campus proper. Trousers may be un-bloused upon arrival at the Obstacle Course area and when heat conditions warrant the requirement to un-blouse, but trousers must be re-bloused prior to returning to Campus proper.
 - (2) Approved Outfit Physical Training t-shirt or Corps PT uniform t-shirt
 - (3) OCP Cap (or Midnight Yell pots when authorized). When Cs & Ts are worn for training, the OCP patrol cap will be worn at all times when not actually performing on the Obstacle Course, Stamina Course, Leadership Reaction Course, or Individual Movement Course.
 - (4) Appropriate class belt with buckle, or utility belt (determined by Commander for the intended activity/event)
 - (5) Service authorized boots w/ green or black socks

3. PHYSICAL TRAINING UNIFORM

- A. The Physical Training uniform is worn while doing Physical Training exercises.
- B. The components of the Physical Training uniform are:
 - (1) Approved outfit PT shorts and top or the issued Corps PT shirt and shorts. Nicknames

on shirts will not be vulgar, obscene, or otherwise uncouth.

- (2) Athletic socks
- (3) Appropriate athletic shoes (i.e., cross training or running shoes)
- (4) All females cadets may wear their hair in a ponytail as part of the PT uniform
- (5) Females will not wear earrings when in the PT uniform
- (6) Optional sweatshirt and sweatpants. When wearing sweatpants (cold weather), the sweat top or unit issued hoodie must be worn.

4. CIVILIAN ATTIRE

- A. Appropriate civilian attire may be worn off campus at any time and on campus as detailed earlier. No cadet class shall be prohibited from wearing civilian attire of their choosing when civilian attire is authorized.
- B. No class of cadets shall be required to wear civilian attire not of their choosing or in any particular manner or style.
- C. Appropriate civilian attire (collared shirt, trousers, socks, and shoes) is authorized for class on campus and other activities when a cadet has a military letter excusing the wear of the uniform.

CHAPTER 20: UNIFORM ITEMS, ACCESSORIES AND REGULATIONS FOR THEIR WEAR

1. SENIOR BOOTS

- A. Boots will be plain-toed and without laces. Tan Imported French Calf and Turf Tan are the only authorized colors for Senior Boots. Taps are required.
- B. Authorized military spurs are required to be worn. These spurs have a very small or no rowel, buckles will face out. If wearing western style spurs, the rowel will face pointing up. For the Hollick's spurs with the rowel, they will be facing down. If wearing the military nub and no rowel, the nub will be facing down.
- C. Only appropriate boot butterflies are authorized.
- D. Boots will be clean and highly polished.
- E. Seniors must wear senior boots, unless they have an approved military letter exempting them in specific and extenuating circumstances.

2. SABER AND SAM BROWNE BELT

- A. Cadets may purchase authorized Texas A&M University sabers from various vendors. Only Texas A&M and service sabers / swords will be carried. Sabers and swords will not be sharpened.
- B. The Sam Browne Belt may be worn by Cadet Officers. The belt may be worn with the Class A, Class B, or the Midnight Uniform. The Sam Browne Belt and Sabre may be worn during unit drill practice, Skeleton Review, and during individual sword manual practice with either C's and T's or in the complete Class "C" uniform. These regulations apply to both male and female cadets.
- C. The belt is worn over the Class A coat or over the Class B trouser covering the web belt/buckle around the natural waist (between the navel and hip bones). The shoulder strap is worn over the right shoulder tightened/sized to lay flat and stable but not restricting movement with the buckle centered in front. The sword carrier attachment is attached to the belt at a point over the highest portion of the hipbone, generally along the seam of the left side of the coat. The belt and shoulder strap shall be clean and showing no scuff marks or discoloration. If required, the belts and strap should be brush-polished with medium brown leather crème or polish. The buckle and catch shall be highly polished and showing no tarnish.
- D. The Sam Browne Belts are only loaned, as needed, to commanders by the Corps Center. The belts will be added to the commander's inventory and must be returned to the Corps Center when the cadet leaves the Corps. The issued belts are not pass downs and should not be treated as such. Staff officers must individually purchase or borrow this item from other sources.

3. MOURNING BANDS

When authorized by the Commandant, cadets may wear a black felt band on their left shoulder around the Major Unit Shield (on top of the epaulet) while in mourning for the loss of a cadet buddy or family member. The mourning band will be worn no more than 30 days after the individual's death, or until Silver Taps, whichever is later. Neither a mourning medal

nor ribbon (black in color) are authorized.

4. FOOTWEAR

Men's brown low-quarter shoes and women's brown oxfords and pumps will always be clean, neat, and highly polished. Corfam low quarters are not authorized.

5. HEADGEAR

All headgear should fit naturally on the head and remain in place during normal activities. Headgear should be fitted while wearing a regulation haircut. Headgear must always be worn when outdoors in uniform. Headgear will not be worn in any building on campus including dormitories. All headgear will be worn straight and not cocked.

A. Service Cap. Will be worn with Class A, Class AA, and midnight uniforms. The front visor will be shined with brown polish. Seniors wear a gold officer's braid on the front of the hat. The inside mesh netting will not be removed or replaced by any items, nor will anything be added to the Service Cap to cause the edges of the cover to bend.

B. Campaign Hat. Will be worn by all cadets when their unit is assigned Duty Company. The Campaign Hat can be worn as rain gear with Class B or C uniforms and as directed by the Corps Commander. The campaign hat may also be worn with the midnight uniform when designated (e.g., Officers of the Day at football games).

(1) The campaign hat will have a distinctive braid according to the following class designations:

Infantry Blue	2025, 2029, 2033
Green	2026, 2030, 2034
Royal Blue	2027, 2031, 2035
Red	2028, 2032, 2036

(2) Seniors will wear a gold officer's cord.

(3) PMC members may wear a chin strap when in Cavalry Uniform for Cavalry operations.

(4) Campaign hats, other than those worn by PMC cadets, must have a crisp flat brim, and the crown will not be deformed.

C. Garrison Cap. Is worn with the Class B uniform (Gabardine) and may be worn with the Class A uniform or Midnights (pink). Service insignia (e.g.; an anchor; an eagle, globe and anchor; or prop & wings) may be worn to signify contract status. A glider patch may be worn by qualified Airborne cadets. Only Seniors may wear the garrison cap un-peaked. All males from the other classes must maintain a peaked garrison cap with a depth of two fingers. Female cadets will close the crease on the top of their Garrison Cap. The braid on the garrison cap is as follows:

Senior – gold and black

Junior – white

Sophomore – black

Freshman – no braid

D. OCP Cap. Is worn as part of Class C Uniform and with Cs & Ts. Cadet rank is worn

centered on the front and is the only item authorized to be worn on the cover.

E. Midnight Yell Pot. Is worn to midnight yell by the junior class members who are on the track of Kyle Field. The outside may be painted but will NOT include:










- (1) Unapproved or inappropriate nicknames.
- (2) Offensive designs, drawings or symbols.








F. Religious Items and the Cadet Uniform.

- (1) Head Gear. Religious headgear may be worn while if the headgear meets the following criteria:
 - (a) The headgear is subdued in color (generally black, brown, green, dark or navy blue or a combination of these colors) and bears no writing, symbols or pictures.
 - (b) Headgear that meets these criteria is authorized irrespective of the faith group from which it originates.
 - (c) Religious headgear will not be worn in place of uniform headgear when uniform headgear is required.
- (2) All other religious items (if worn) must be covered by the uniform. When a specified uniform is designated for a Corps event (March-In, review, parade, inspection, etc.), an individual cadet cannot modify the uniform because of the need to wear a religious article.

6. RANK INSIGNIA

The following tables show the ranks of cadets in the Corps of Cadets

Sophomores: Chevron(s)			
 Private First Class (PFC)		 Corporal (CPL)	
Juniors: Chevrons with rockers and diamond, star, or star with wreath			
 Sergeant (SGT)	 Staff Sergeant (SSG)	 Sergeant First Class (SFC)	
 Master Sergeant (MSG)	 First Sergeant (1SG)	 Command Sergeant Major (CSM)	 Corps Command Sergeant Major (CCSM)

Seniors: Moons and diamonds			
 2nd Lieutenant (2LT)	 1st Lieutenant (1LT)	 Captain (CPT)	
 Major (MAJ)	 Lieutenant Colonel (LTC)	 Colonel (COL)	 Cadet Colonel of the Corps

7. ACCOLADES



- A. The awards below are the only Corps awards authorized for wear on the cadet uniform. Military service awards may be worn on the cadet uniform by eligible cadets. These awards must be worn according to armed forces' regulations. The wearing of an award not authorized by the issuing authority is considered an honor violation. Combat patches are authorized.
- B. Levels of Accolades. Currently, cadets wear four different types of accolades (cords, medals, ribbons and pins/badges) on their uniform to symbolize involvement in a corps organization, involvement in a Corps special unit, or an individual award based upon merit. These accolades are differentiated based upon the following criteria (in descending level):
- (1) Award Citation Cords. Wearing a cord is the most visible way a cadet or unit has to demonstrate proven excellence in the Corps of Cadets. Cords are authorized for Unit Awards and for cadets involved in specific Corps Special Units. Military service cords, when awarded, are authorized for wear. The following Unit Awards are awarded a citation cord and may be worn by all members of that unit during the academic year after the Unit Award. For units that earned more than one cord for an academic year, it is the Commander's responsibility to standardize the cord worn by the outfit members for Corps events (i.e., March-Ins and Reviews).
 - (a) The General George F. Moore Award for the Outstanding Unit
 - (b) The Taylor Gillespie Award for the Most Improved Unit
 - (c) The George P. F. Jouine Award for Scholastic Achievement
 - (d) The Major General Bruno A. Hochmuth Award for Military Achievement.
 - (e) The J.J. Sanchez Award for Recruiting and Retention
 - (f) The Commandant's Award for University Activity
 - (g) The Robert M. Gates Public Service Award
 - (2) Organizational Cords. In the same manner, a citation cord may be worn to designate membership or participation in one of the following activities:




- (a) A senior commander (Corps Commander, Deputy Corps Commander, Corps Chief of Staff, and Major Unit Commander, and Minor Unit Commander.)
 - (b) A cadet's participation in the Ross Volunteer Company, Fish Drill Team, Parsons Mounted Cavalry, and the O. R. Simpson Honor Society. Once earned, the RV and FDT cords are worn for a cadet's time in the Corps, unless a cadet is suspended from participation. Only current and active members of Parsons Mounted Cavalry and O. R. Simpson Honor Society are authorized to wear their cord.
 - (c) These units are distinguishable from other Corps and ROTC organizations and from various off-the-quad organizations based on the unit's commitment to demonstrating the best aspects of the Corps of Cadets while also upholding our values. Cadets who are dismissed from an organization (whether for grades or disciplinary reasons) will turn in their cord, medal, and ribbon.
- (3) Outstanding Achievement Medals. Military medals are symbols of an individual's own personal achievements. Within the Corps of Cadets, medals are authorized for past and present participation in the Ross Volunteer Company, Parsons Mounted Cavalry, the Fish Drill Team and the O. R. Simpson Honor Society. Medals are also awarded and authorized for wear by cadets for individual awards.
- (4) Ribbons and Pins. Ribbons and pins may be used to demonstrate a cadet's specific involvement in an on or off-the-Quad organization. The Unit and Individual Award cords and medals can also have an accompanying ribbon.





8. MEDALS AND RIBBONS






- A. Medals or ribbons (not both at the same time) will be worn using an order of precedence. Ribbons are normally worn for all occasions. Medals are only worn on the Class A uniform for formal occasions. Ribbons are worn above the left pocket and medals are worn over the left pocket. For all decorations and awards, the place of honor is on the wearer's right and at the top. The order of precedence then is from the wearer's right to left and from top to bottom.
- B. The top row of awards will be the only row that may have less than three awards. Only three rows of ribbons and two rows of medals may be worn. The top of the second row of medals will be placed at the bottom of the drapes of the first (top) row.
- C. Stars will be placed on the award to designate the cadet has earned the award more than once (e.g.; one star for 2nd award, two stars 3rd award, etc.). No more than four stars will be placed on any single award. The star placed on the ribbon will be gold in color, unless specifically approved /authorized to wear a different color star. An additional ribbon with stars to indicate a 6th or 7th award is not authorized.
- D. Some awards have ribbons and medals, others have only ribbons. Military awards (ribbons and/or medals) will not be worn at the same time as a cadet award is worn. ROTC awards are authorized to be worn with other cadet awards. Ribbons that have accompanying medals are denoted below. No other medals are authorized, even if drapes are available for purchase.
- E. The following chart contains the description and requirements for ribbons, in order of precedence. Ribbons with authorized accompanying medals are denoted with an







asterisk.






Rank	Ribbon / Award	Description and Requirements	Appearance
1	Aggie Lifesaving Award	<p>This ribbon and medal recognize selfless service in acts of life saving and will be presented to qualifying cadets. The approval authority for this individual award is the Commandant.</p>	
2	Corps Meritorious Service Award	<p>This ribbon and medal are awarded to a cadet who goes above and beyond and is deserving of recognition for being an exemplary member of the Corps of Cadets.</p> <p>The cadet must display an overwhelming desire to pursue the Corps Values of Honor, Integrity Discipline, Courage, Respect and Selfless Service. A cadet must be recommended for this award by their Commanding Officer, Minor Unit Commander, and Major Unit Commander.</p> <p>A citation and description of their prior and current displays of outstanding leadership must be presented to the Corps Commander for consideration.</p> <p>Only one member of the Senior and Junior class are eligible for this award each year.</p> <p>Minimum Requirements:</p> <ul style="list-style-type: none"> - Minimal discipline record/no current sanctions - 3.5 Cumulative GPA or higher - 285 PFT or higher - 75 Community Service hrs or more for the year - 50 Career Readiness Points or more for the year - 1 Faculty/Professor Character Reference - 1 Commandant's Staff Reference 	





3	Bruce Dean Goodrich Award*	Named for former Cadet Bruce Dean Goodrich who died while a cadet in 1984. A ribbon, medal, and a bronze plaque are presented to a sophomore cadet who demonstrates high leadership potential and dedication to his/her fellow cadets. Presented annually on Family Weekend.	
4	Outstanding / Scholastic/ Best Drill Cadet in the Corps Award*	Freshman or Sophomore cadets may earn this award (ribbon and medal) by being selected as the Most Outstanding, Most Scholastic, or Best Drilled Cadet within the Corps of Cadets as determined by Corps Staff, the Chief of Staff, and the Corps Commander.	
5	Distinguished Humanitarian Service Award	<p>The recipient of this award (ribbon and medal) is a cadet who, through their life and actions, has provided a model example of what it means to serve selflessly. A cadet has engaged in major activities to give back to their community at the local and global level. This cadet has sought out engagements to improve society as a whole and has shown leadership in service by creating opportunities that enable others to serve as well. A cadet who receives this award realizes what it means to serve selflessly and therefore may not apply for this award but must be recommended by current or former Aggies.</p> <p>Minimum Requirements:</p> <ul style="list-style-type: none"> - 125 hours of individually logged Community Service - Organized 2 or more Community Service events involving more than 10 volunteers - Organized 1 or more Community Service event involving more than 25 volunteers - Involved in 1 or more Community Service event outside of 	





		<p>Bryan/College Station</p> <ul style="list-style-type: none"> - Involved in 1 or more Community Service event outside of the State of Texas - 3 recommendations for award by others. 	
6	President's Medal*	This ribbon and medal are awarded to the Corps Commander for their dedication to the Corps and the University.	
7	Distinguished Student Award*	To earn this ribbon and medal, a cadet must achieve a 3.25 or higher in an academic semester, while taking at least 12 credit hours or more. Subsequent awards are recognized by a gold star on the ribbon / medal drape.	
8	Commandant's Key Award*	This ribbon and medal are awarded to Corps Staff officers as well as senior key leaders, including Outfit Commanding Officers, Minor Unit Commanding Officers, Major Unit Commanding Officers, the Chief of Staff, the Deputy Corps Commander, and the Corps Commander.	
9	Lt. General Ormond R. Simpson Honor Society Award*	<p>To earn this ribbon and medal, a cadet must complete one semester of all OR Simpson membership requirements:</p> <ul style="list-style-type: none"> - Sophomores - 3.4 CGPA - Juniors - 3.3 CGPA - Seniors - 3.2 CGPA - Turn in 5 tests to the test bank per semester - New members must complete 15 hrs of tutoring - Active members must complete 10 hrs of tutoring 	

		<p>- Any additional requirements set by organization leadership</p> <p>The cord that accompanies this ribbon may only be worn by cadets that are in good standing with the organization and fulfill their requirements.</p>	
10	Ross Volunteer Company*	<p>To earn this ribbon, medal, and the accompanying cord, a cadet must meet the membership requirements of the Ross Volunteer Company. All active members of the RV Company are permitted to wear the awards, if they remain in good standing.</p> <p>Drilling Seniors are permitted to wear one silver star on both the medal drape and ribbon.</p>	
11	Parsons Mounted Cavalry*	<p>This ribbon, medal and accompanying cord designate active and current membership in Parsons Mounted Cavalry. These awards are presented to cadets-in-training upon successful completion of required training. Only seniors may wear a star on their ribbon / medal.</p>	
12	Fish Drill Team*	<p>To earn this ribbon, medal and accompanying cord, a cadet must participate with the Fish Drill Team for the two full semesters of their freshman year. Cadets can place a gold star on their ribbon/medal for subsequent years they serve as an advisor.</p>	
13	Outstanding / Scholastic/ Best Drilled Cadet in the Minor Unit Award*	<p>Freshman or Sophomore cadets may earn this ribbon and medal by being selected as the Most Outstanding, Most Scholastic, or Best Drilled Cadet within their major unit as determined by minor unit leadership.</p>	
14	Class Council Officer/ MSC/SGA Committee President Ribbon	<p>To earn this ribbon, a cadet must be an elected member of the class council officers or holding a current president position of a MSC Committee or Student</p>	

		Government Committee.	
15	Varsity Team/Yell Leader Ribbon	<p>Cadets who earn a letter in a NCAA varsity sport are authorized to wear this ribbon. (University and Corps Club sports are recognized as NCAA Varsity sports.)</p> <p>Yell Leaders are authorized to wear the same ribbon. Large gold stars are authorized for subsequent letter awards or reselection for Yell Leader.</p>	
16	Corps Outstanding Recruiting Ribbon*	To earn this ribbon, a cadet must log 75 recruiting points and have them confirmed by Corps Staff. The Cadet must apply to Corps Staff to be rewarded the ribbon and/or medal.	
17	Community Service Ribbon	Cadet must have 75 approved community service hours or more in one recorded year.	
18	Career Readiness Ribbon	Cadet must have 100 approved career readiness points or more in one recorded year. The cadet must also be in good standing with the Corps to earn the ribbon.	
19	Max Physical Fitness Test Ribbon	Register a maximum PFT score on the Corps for Record PFT. Gold stars signify 2 nd -5 th award. Silver star signifies 6 th award. Gold stars signify 7 th and 8 th award.	
20	CPRB Member / MPI Team Member / Remedial and/or Return to Duty Trainer Ribbon	<p>A cadet may earn this ribbon for participating in one of the following:</p> <ul style="list-style-type: none"> - CPRB: Must be appointed to CPRB by Corps Discipline Officer and serve on at least two panels - MPI: Must apply, qualify, and be accepted onto the MPI team, and complete at least 5 inspections as a judge - Remedial/Return to Duty Trainer: 	

		<p>Must apply and be selected as a trainer, awarded at the completion of a semester as a trainer.</p> <p>Stars can be worn if participating in more than one area of the award. Stars are not worn for additional semesters serving in a position.</p>	
21	Darling Recruiting Company / Summer Recruiting Company Award*	Awarded to a DRC member who earns 75 recruiting points. To earn the ribbon and medal as a member of Summer Recruiting Company, a Cadet must attend recruitment events for at least 8 NSC/Transfer Conferences.	
22	Corps Center Guard Award	To earn this ribbon and medal a cadet must be an active member of Corps Center Guard, be tour certified, and complete the CCG test with a passing score.	
23	Cultural Awareness and Diversity Expansion Team Ribbon*	<p>This ribbon is earned by being a member of the C.A.D.E.T. organization and meeting the following requirements (calculated per semester):</p> <ul style="list-style-type: none"> - Pay dues - Attend 50% of weekly meetings - Attend a leadership conference and fill out the accompanying form - Attend one major C.A.D.E.T. event 	
24	Outstanding / Scholastic/ Best Drilled Cadet in the Outfit Award*	Freshman or Sophomore cadets may earn this ribbon and medal by being selected as the Most Outstanding, Most Scholastic, or Best Drilled Cadet within their outfit as determined by outfit leadership.	
25	Corps Bugler Ribbon	The Corps Bugler is a sophomore in the Aggie Band who is charged with playing at formations and reviews, as well as Taps each evening; the Bugler also plays for funerals of former students and certain ceremonies on campus. Due to the highly	

		public and time-demanding nature of this job, it is a university-recognized position.	
26	Color Guard Award*	<p>To earn this ribbon, a cadet must be an active member of the Corps of Cadets Color Guard, be in good standing with the unit, have completed a minimum of 3 postings, and continuously participate in unit activities.</p> <p>A star device may be worn for each additional year spent serving in the Corps Color Guard.</p> <p>The medal associated with this ribbon is awarded to cadets who have served a full year as a color sergeant.</p>	
27	Athletic Championship (Team/Individual) Varsity Club, Corps, or Intramurals Ribbon	<p>Cadets who are team/club sports winners (i.e., they compete against other colleges/universities at the club level) or are intramural athletic champions in team or individual sports, are authorized to wear Athletic Championship ribbon. Intramural champions can be at Corps-level or All-University level.</p>	
28	Corps Athletic Team/ Club Team Ribbon	<p>To earn this ribbon, a cadet must participate in a Corps Athletic Team or a Club Team for a minimum of one season and must meet all the membership requirements of the athletic team. In addition to the ribbon, the Block T medal is only authorized for wear by a cadet who is currently participating in a Corps Athletic Team.</p>	
29	MSC / SGA Committee Ribbon	<p>To earn this ribbon, a cadet must be a member of a recognized MSC organization, or SGA for a minimum of one semester and must be able to provide proof of membership to command chain or IG chain, if necessary. To wear the ribbon, a cadet must have organization involvement listed on CMS. Members that are officers within the organization or SGA</p>	

		may place a single <i>silver</i> star on their ribbon.	
30	Professional Society Ribbon	To earn this ribbon, a cadet must be a member of a nationally or university recognized professional society. Members that serve as officers within the professional society are authorized to wear a single <i>silver</i> star on their ribbon	
31	Concert Band Ribbon*	Any cadet enrolled in one of the University Bands (Concert Band, Symphonic Band, Symphonic Winds, Wind Symphony, or Jazz Band) qualifies for the Concert Band ribbon. <i>This does not include Hullabaloo Band or Aggieland Orchestra.</i>	
32	Fish Band Ribbon*	This award symbolizes the hours spent perfecting precision drills and executing them during a cadet's freshman fall semester. After completing their entire fish year in the Aggie Band, freshmen receive the Fish Band Ribbon on Family Weekend.	
34	Other University Awards	Awarded strictly by the University. Details for these awards may be requested through the Corps Commander or a member of the Commandant's Staff.	
35	Other ROTC Awards	Awarded strictly by a cadet's specific ROTC. Details for these awards may be requested through the applicable ROTC.	
36	Eagle Scout (Worn on Right Side)*		

9. POCKET BADGES

The following badges and pins are authorized for wear centered on the pocket of a cadet's uniform. Pocket awards are worn by active members of the organization the award represents (except the Rudder's Rangers' Pin, which former members can wear). Cadets can choose any two of the authorized pocket awards they have earned, however they must be worn in order of precedence with the more prestigious award on the left pocket and the other

on the right pocket. The order of precedence is as follows:

- a. Rudder's Rangers' Pin
- b. Cavalry – Crossed Sabers Pin (PMC)
- c. DRC Recruiting Badge
- d. Corps Center Guard Badge
- e. Color Guard Badge
- f. Corps Athletic Team Badge
- g. Other pins as authorized by the Commandant


10. PINS AND OTHER UNIFORM ITEMS

The following pins and accolades are authorized for wear. Cadets can choose any three of the authorized awards they have earned, however they must be worn in order of precedence with the more prestigious awards above the less award. The three (3) award maximum includes the Academic Star.

- A. Awards authorized for above the right pocket in order of precedence.
 - (1) Outstanding (Silver Star) or Superior (Gold Star) Academic Performance
 - (2) Corps Staff Pin
 - (3) Distinguished Military Graduate Pin
 - (4) Army Branch Insignia
 - (5) German Military Proficiency Award
 - (6) Chaplain Cross
 - (7) The Student Regent Pin
 - (8) Eagle Scout Ribbon
 - (9) Norwegian Foot March Skill Insignia
 - (10) SCONA Pin
 - (11) Others only with approval of the Commandant
- B. Awards authorized for above the left pocket in order of precedence.
 - (1) Air Assault, Airborne, Pilot/Navy wings, Tri-warfare Specialist
 - (2) AFROTC / AROTC / NROTC / PLC Contract Pins
 - (3) SEAL Platoon, Recon Company
 - (4) The Hollingsworth Center for Ethical Leadership (HCEL) Leadership Certificate Program Pin (only cadets enrolled in SOMS 482 and in good standing); also known as 'Danger 79 Pin'
 - (5) University Rifle / Pistol Team
- C. Marksmanship Unit Tab – will be worn on the left sleeve above the ROTC or D&C patch. The bottom of the tab will touch the top of ROTC or D&C Patch.


- D. Any other authorized pins not mentioned here will be worn centered on the left pocket.
- E. Carnations
 - (1) Carnations will be worn above the front right chest pocket, ½ inch above the pocket seam or highest award or pin in the Class A and B uniform.
 - (2) Carnations will be worn ½ inch above the nametape in Class C Uniform.
- F. Obtaining an organizational ribbon or pin. To obtain ribbon status:
 - (1) Corps organizations must first be registered with the SOFC (Student Organization Finance Center) in the Office of Student Activities (Koldus Building) in order to be recognized as an approved University organization.
 - (2) Once SOFC approval is achieved, documentation will be submitted to the Corps Commander via the Inspector General chain. Requests will include a cover letter explaining the reason for the proposed ribbon/pin and supporting documentation that includes history, traditions, and design of the proposed ribbon/pin. This material, if endorsed by the Corps Commander, will be submitted to the Commandant for final approval via the Assistant Commandant for Operations and Training.
 - (3) A Corps organization must choose between having a ribbon, badge, or pin to represent its organization.

CHAPTER 21: INDIVIDUAL UNIFORM COMPONENT ILLUSTRATIONS




1. CLASS A BLOUSE


- A. AMU will be placed so that the bottom of the AMU touches the seam where the collar and lapel join, and the AMU is centered on the collar with the "M" aligned on with the v or middle of the collar, lapel, and notch.
- B. Corps Brass will be placed 1" below the AMU, centered on the AMU and parallel to the AMU.
- C. Corps Brass is not worn by Freshmen cadets on Class A Blouse until it is earned.



- D. The outboard edge of the rank insignia will be placed $\frac{1}{4}$ " from the shoulder seam, centered from front to back and perpendicular to the long axis of the epaulet.
- E. The Major Unit shield will be placed so that the shield is equidistant, or centered, between the in board edge of the rank insignia and the center of the epaulet button.



2. GABARDINE AND MIDNIGHT SHIRT BRASS PLACEMENT



A. Left Pocket

(1) Awards will be centered 3-3/8 inches below the top of the ribbons on the left hand side (maximum of one pin):

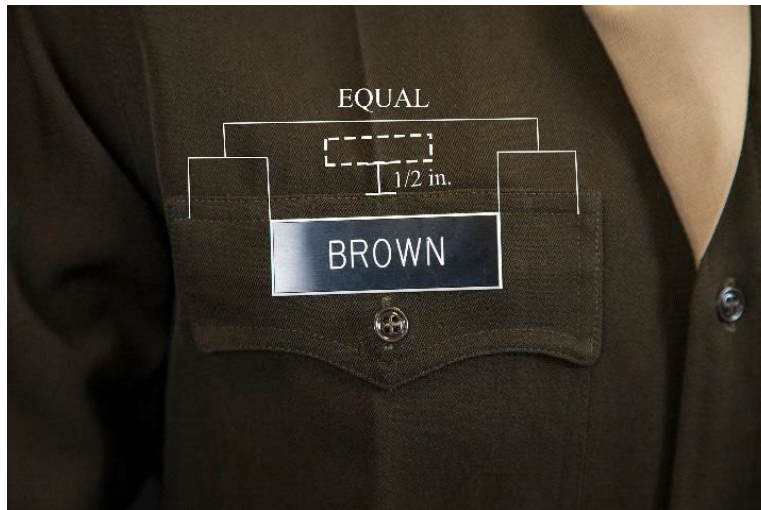
- (a) Rudder's Rangers
- (b) Cavalry crossed sabers (PMC)

B. Above Left Pocket

Awards which are located 1/2-inch above left breast pocket or above the top row of ribbons: If more than one should be 1/2-inch intervals (maximum of two). (See Exhibit 1 and 2). Listed in Order of Precedence:

- (1) Air Assault, Airborne, Pilot/Navy wings, Tri-warfare Specialist, SEAL Platoon, Recon Company.
- (2) AFROTC / AROTC / NROTC / PLC Contract Pins
- (3) University Rifle/Pistol Team

C. Ribbons will be placed so that the bottom row of ribbons touch the top edge of the left breast pocket, centered over the middle of the pocket button.



- D. Rules for the wear of optional pins and badges are the same for all shirts except the OCP shirt.
- E. Right Pocket: Awards will be centered no lower than one inch below the name tag on the right- hand side (maximum of one pin):
- (1) Name tags will be placed on the right breast pocket. The top edge of the name tag should be aligned on the pocket stitching. It will be centered over the pocket button. The button may be overlapped if pocket is small.
 - (2) DRC Recruiter Badge
 - (3) Corps Athletic Team Badge
 - (4) Corps Center Guard Staff Badge
 - (5) Color Guard Badge
- F. Above Right Pocket: Awards which are worn above the right pocket flap and are centered over the pocket (maximum of two):
- (1) Academic Star
 - (2) Corps Staff Pin
 - (3) Distinguished Military Student
 - (4) Army Branch Insignia (AROTC).
 - (5) Chaplain Cross
 - (6) Student Regent Pin
 - (7) Eagle Scout




G. Corps Brass

- (1) The axe head or left edge of the band lyre will be placed $\frac{1}{2}$ -inch from the leading edge of the collar.
- (2) The vertical line through the knight's head will be parallel to the leading edge of the collar.
- (3) Brass will be located on left collar.



H. Band Lyre

- (1) The left edge of the band lyre will be placed $\frac{1}{2}$ -inch from the leading edge of the collar.
- (2) The vertical line through the lyre will be parallel to the leading edge of the collar.
- (3) Brass will be located on left collar.



I. Rank Insignia

- (1) All rank will be located ½-inch from the leading edge of right collar.
- (2) AMU and Senior rank will be parallel to the collar fold.
- (3) Sophomores and Junior rank will be parallel to leading edge of the collar.



J. Major Unit Shield

- (1) The shield will be centered on the long axis of the epaulette.
- (2) The shield will be placed equidistant between the center of the epaulette button and the shoulder seam closest to the bottom of the shield.



K. Medals

- (1) Medals will be worn with the Class A Uniform blouse.
- (2) Medals will be worn in rows of three, no more than two rows total.
- (3) Medals will be worn in accordance with the Order of Precedence Chart.
- (4) The top of the top row of medals will be placed so that it touches/aligns with the bottom stitch line at the top of the pocket of the Class A Blouse.
- (5) The second row of Medals will be placed so that the top of the second row is aligned with the bottom of the drape of the top row of medals.
- (6) Medals will be placed so that a single medal or the middle medal of a row of three is centered of the pocket button.
- (7) Medals will be placed 1/8" between medals.
- (8) Rows of two medals will be placed so that they flank the center of the pocket button and are 1/8" apart.
- (9) For 5 medals wear a row of 3 on top and a row 2 as the second row.



Male uniform shirt pictured.



Female uniform shirt pictured

L. Ties

- (1) Black neck ties are worn by male AND female cadets with the Class B Winter uniform.
- (2) Khaki ties are worn by Male and female cadets with the Midnight uniform.
- (3) The tie is tied to be tight but comfortable around the cadet's neck.
- (4) The tie will be tied in a tight Windsor or Overhand knot and snugged to the collar so that the collar lays flat.
- (5) The tie is tucked into the shirt between the second and third buttons.
- (6) When worn with the Class A uniform (males only) the tie lays flat, inside the blouse and not tucked into the shirt.



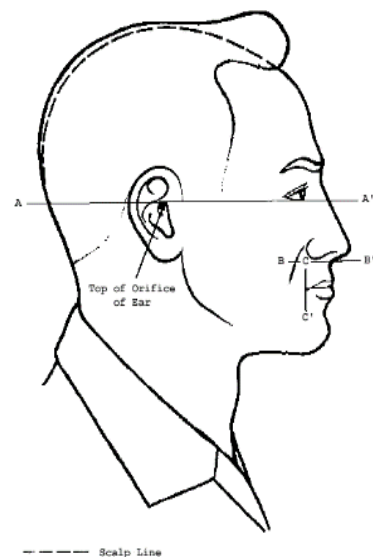
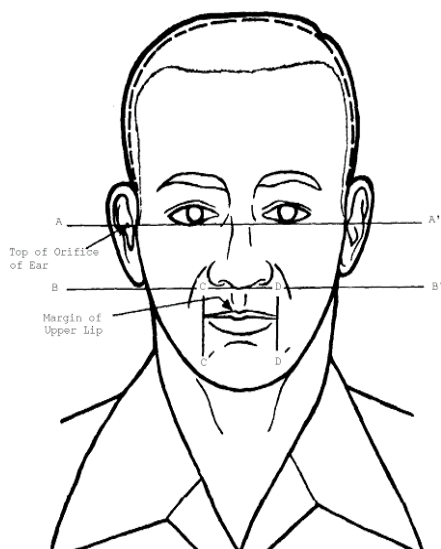
M. Tab Ties

- (1) Female cadets will wear the Black Tab Tie with the Class A uniform.
- (2) The Tab Tie will lie flat, with no buckle or pucker.

CHAPTER 22: MALE GROOMING STANDARDS

1. HAIR

- A. Hair will be neat and closely trimmed. The hairline will be tapered from "0" for all cadets regardless of class and will not be blocked or rounded. Hair will be measured by the length of the hair, not by the bulk of the hair from the scalp. The back and sides of the head below the hairline may be shaved to remove body hair. Faddish or eccentric hairstyles and shaved heads are prohibited.
- B. Freshman. Freshman will have a maximum of $\frac{1}{4}$ inch hair length on top with four- finger whitewalls. After Corps Brass culmination freshman will abide by the corps male haircut standard.
- C. Corps male haircut standard (Sophomore – Senior, and freshman after culmination). Two-finger whitewalls with a maximum of 2 inches in hair length on the top.
- D. Sideburns will not extend below the top of the orifice of the ear, as indicated by the line A-A' in the diagrams below. Sideburns will not be styled to taper, flare, or come to a point. The length of an individual hair of the sideburn will not exceed $\frac{1}{8}$ inch when fully extended.
- E. Facial Hair. The face will be clean-shaven, except for eyebrows, and eyelashes. A clean shave is required for the Academic Day, outfit functions, and anytime outside the Academic Day while in uniform or serving an official capacity. Cadets will be clean-shaven during the academic year, including weekends and while in civilian clothes (excluding Semester Break and Spring Break). Exception: Cadets in receipt of a documented medical chit directing no shaving due to a skin condition or other medical reason are allowed beard growth not to exceed $\frac{1}{4}$ inch.





Blocked

Rounded

Tapered

2. OTHER

- A. Fingernails will be kept clean and neatly trimmed so as not to interfere with performance of duty, detract from military image or present a safety hazard. Fingernails shall not extend past the fingertips.
- B. Earrings will not be worn while in uniform or while attending any Corps-related function.
- C. Rings. One ring is permitted per hand. Rings will not be worn during band or physical training activities. If wearing gloves, cadets will not cut a hole in the glove to display the Aggie Ring.
- D. Necklaces may be worn with a cadet uniform (including the PT uniform) only if they are not visible (i.e., underneath the shirt neckline). Wristwatches and fitness bands of a style consistent with a military appearance, POW/MIA bracelets, and medical alert bracelets are authorized for uniform wear. Wristbands, friendship bracelets, and other multicolored special purpose / worthy cause bands are not authorized in uniform.

CHAPTER 23: FEMALE GROOMING STANDARDS

1. COSMETICS AND JEWELRY

Female cadets are authorized to wear cosmetics and jewelry in Class Bravos or higher. Cadets will not be denied this privilege, nor will these standards be modified or restricted to imply class distinctions.

- A. Cosmetics. If worn, will be applied conservatively and will be in good taste. Lipstick and/or nail polish is authorized in all uniforms, provided it is conservative. Exaggerated or faddish cosmetic styles are inappropriate with the uniform and will not be worn. Only black or brown mascara is permitted. No lip liner or lip frosts is authorized.
- B. Fingernails. Will be no longer than $\frac{1}{4}$ inch beyond the tip of the finger. Nail polish must complement skin tone and be conservative. Manicures that imitate natural nails are authorized for wear in all uniforms (i.e., French manicures and American manicures are authorized).
- C. Earrings. One set of gold, silver, pearl, or diamond earrings (posts) is permitted with Class AA, A, or B uniform. These earrings (one per ear) will not exceed $\frac{1}{4}$ -inch in diameter, will fit snugly, and will not extend below the earlobe. Earrings are not authorized in the Class C uniform, physical training gear, or Cs & Ts uniform.
- D. Rings. One ring or ring set is permitted per hand. Rings will not be worn during band or physical training activities. If wearing gloves, cadets will not cut a hole in the glove to display the Aggie Ring.
- E. Necklaces may be worn with a cadet uniform (including the PT uniform) only if they are not visible (i.e., underneath the shirt neckline). Wristwatches and fitness bands of a style consistent with a military appearance, POW/MIA bracelets, and medical alert bracelets are authorized for wear with the uniform. Wristbands, friendship bracelets, and other multicolored special purpose / worthy cause bands are not authorized in uniform.

2. HAIR

Hair will be clean and neat. A female military hair style (see Figures 3 through 7) is required when in uniform. All cadets can wear their hair in the following fashion regardless of class year.

- A. Hair must extend at least 1 inch from scalp.
- B. Hair must be styled to prevent loose ends from extending away from the head.
- C. Hairstyles will not contain excessive amounts of grooming aid (i.e., gel or hair spray).
- D. Hair nets may be used but should be like hair color and texture and must be able to support and control hair.
- E. In no case shall the bulk of the hair interfere with the proper wear of Corps uniform headgear.
- F. Plaited or braided hair may be worn. Bangs may be worn if they are neat and do not touch either eyebrow.

- G. Braids and singular ponytails may be worn down the center of the back in all uniforms, but length will not extend past the bottom of the shoulder blades when standing at the position of attention. The only exception for singular ponytail/braid length is while conducting tactical or physical training in the Class C or PT uniform. Ponytail/braid length will not hinder performance or create a safety risk. There is no minimum length for the wear of a ponytail or braid.
- H. In all uniforms ponytail/braids will be worn centered in the back of the head (placement of ponytail/braid will not be on the side or top of the head), be wider than the width of the head, and will not interfere with proper wear of Corps uniform headgear.
- I. Multiple braiding of the hair is authorized (Figure 3). When worn, multiple braids shall be of uniform dimension, small in diameter (approx. ¼ inch), show no more 1/8 inch of scalp between the braids and must be tightly interwoven to present a neat, professional, well-groomed appearance.
- J. Conspicuous hair ornaments, such as ribbons, will not be worn. Pins, combs, and barrettes, similar in color to the individual's hair color, may be worn while in uniform. Scrunchies are not authorized in uniform.
- K. Unless worn in a braid or ponytail, hair may not fall below the bottom edge of the back of the uniform collar or hang down in the front covering the neck.
- L. If the hair is dyed, it must look natural and complement the individual.
- M. No Cadet will be restricted on their hairstyle while in appropriate civilian attire.

Twist Bun

- (1) Pull hair into a low ponytail.
- (2) Twist the ponytail.
- (3) Wrap the twisted ponytail in the same direction around itself to form the bun.
- (4) Secure hair in place with bobby pins or a hairband that matches your hair color. Apply hairspray.

French Braid

- (1) Beginning from the crown of the head, French braid hair to the very end and secure with a hairband. For best results, use small sections of hair.
- (2) Tuck the tail back up the underside of the braid.
- (3) Secure hair in place with several bobby pins. Pin any bumps or irregularities down with bobby pins. Apply hairspray.

Sock Bun

- (1) Cut the toe off a tube sock and roll into a donut. Pull hair back into a low ponytail and pull through the donut.

- (2) Lean forward and comb ponytail over the donut. Secure with a hairband.
- (3) Wrap excess hair around the base of the donut. Make sure the hairband is covered.
- (4) Pin excess hair in place. Apply hairspray.

CHAPTER 24: DORMS

1. ROOM STANDARDS

Cadet rooms, including junior and senior rooms, will be clean, neat, and orderly. A printed copy of the Standard will be displayed in every cadet dorm room per instructions on page 97 of this document. Arbitrary standards established by individual units are prohibited. Rooms will be inspection ready between 0830 and 1700. Clothing or other personal items will not be left outside the room, on windowsills, or in the hallways. Bicycles may only be stored inside the room or at an approved bicycle rack outside the dorm. Refer to the "Bicycles" section of the Cadet Resident Handbook for additional information regarding bicycle parking and storage. Neither bicycles, scooters, skates, nor skateboards will be operated in the dorm hallways or LLCs.

A. Door

- (1) All cadets must have their completed class schedule card displayed in the card holder located on the door.
- (2) Plastic door placards are authorized and must be displayed in a uniform manner throughout the unit, in accordance with the following procedures:
 - (a) Door placards must uphold the Cadet Values and the University Core Values and will be appropriate for display in a public environment.
 - (b) Door placards will be approved through the chain of command. Military Advisors will be the final approval authority for all door placards. Unit door placard order lists will not be submitted to a vendor unless the Military Advisor has approved all door placards on the list. The approval process is below:
 1. Outfit creates a door placard order list.
 2. Outfit first sergeant reviews and approves list.
 3. Outfit commander reviews and approves list.
 4. Military Advisor reviews and approves list.
 5. Outfit sends the door placard order list to the vendor for production. Any vendor that is allowed to print/use Texas A&M logos and images may produce the door placards.

(c) All door placards will adhere to the following format:

Approved Logo	Approved Logo
First Name Last Name 'Class Year Hometown Major / Minor Official Position	
Approved Logo	Approved Logo

1. Name. First name, last name, two-digit class year (e.g., John Doe '23). Freshman door placards may include the first name, initial(s), or the term "fish" (e.g., John Doe '26, J. Doe '26, or fish Doe '26).
2. Hometown. Only one hometown will be listed. In-state cities will not include "Texas" or "TX"; out-of-state hometowns will include the state abbreviation or country, as appropriate (e.g., "College Station", "Auburn, AL", "London, England").
3. Major/Minor. This is a cadet's official major (and minor, if applicable) as recorded by Texas A&M University. Nothing additional may be added to this section.
4. CMS Positions. Only one official MU/outfit position will be listed in this location, with the addition of one official special unit position (if applicable). This position will be the one listed on CMS.
5. Approved Logo. Only logos approved by Corps of Cadets Marketing and Communications will be used on any door placards.

(d) All members of an outfit, to include all freshmen, will post their door placards by the end of October.

- (3) Female rooms will be marked in accordance with Corps Housing policy.
- (4) Anything applied to the door or wall must be done so that no damage occurs when the item is removed.
- (5) Cadets will lock their doors when needed for privacy while dressing or undressing. All cadets are encouraged to lock their doors when away from their room and at night when going to bed. The doors of fish, sophomores and cadets on Academic Probation remain unlocked during the day when occupied and/or studying during EST.
- (6) The wall behind the door has four hooks. Two hooks shall be used for robes and towels, one hook for each of the occupants in the room. The robe will be closed, and the sashes tied. The other two hooks will have the room occupants' laundry bags.

B. Wardrobes

- (1) Military and civilian clothes will be organized in a neat orderly fashion. Military clothes will be kept on the top hanging bar and civilian clothes on the bottom hanging bar with the heavier articles towards the room entrance. If a single bar wardrobe is used, military items will be hung to the left and civilian clothes to the right.
 - (a) Freshmen are required to close all fasteners on military clothing and civilian clothing, and equally space all hangers grounded to the end of the hanging bar.
 - (b) Sophomores, juniors, and seniors will close the top fastener on all military clothing.
 - (c) Clothes will be hung in a unified manner with fasteners to the cadet's left when facing the wardrobe. Freshmen and sophomores must hang military trousers such that the fastener is to the rear and the pant legs are towards the left side. If skirts are present, the fasteners will be facing towards the inside of the wardrobe.

- (d) The raincoat will be hung on the hook in the back of the wardrobe and must be tied up.
- (2) Military clothes will be organized as follows, starting closest to the entry door:
 - (a) Class A Blouse
 - (b) Jacket, Black
 - (c) Letter/Band/Yell Leader/FDT Sweater
 - (d) ACUs (blouse and trouser on one hanger)
 - (e) Midnight Shirt (if applicable)
 - (f) Long Sleeve Gabardine Shirt
 - (g) Poplin Shirt
 - (h) Class B Shirt
 - (i) Winter Trousers
 - (j) Winter Skirt (if applicable)
 - (k) Summer Trousers
 - (l) Summer Skirt (if applicable)
- (3) Military shoes will be placed with the heels flush to the front edge of the shelf. Shoes will be clean with laces tucked in. They will be organized in the following manner, starting with the side closest to the room entrance.
 - (a) Combat Boots
 - (b) Low Quarters
 - (c) Female Pumps (if applicable)
- (4) Civilian shoes will be placed on the floor of the wardrobe. The heels will be flush with the front of the wardrobe and additional rows behind the first row may be added if necessary. Shoes will be aligned from heaviest starting closest to the room entrance and will descend to lightest shoes near the window.
- (5) On the inside door there are three hooks, and starting on the hook closest to the inside of the wardrobe, cadets will have the following.
 - (a) Reflector belt and uniform belt (both fastened)
 - (b) Black Tie (Tan Tie and Tab Tie as applicable)
 - (c) Extra garrison cover
- (6) Additional items may be stored on the wardrobe floor below the civilian clothes but must be organized in a neat and orderly fashion.
- (7) Each freshman may have, at most, one wired uniform on the hook closest to the window on the outside of the door.
 - (a) Freshmen and sophomores cannot have partially wired uniforms in, or outside, their wardrobes.

- (b) Upperclassmen may not have more than two wired uniforms on their closet hooks.
 - (c) Unwired or partially wired uniforms must be placed inside the wardrobe unless being serviced by the cadet.
- (8) On the wardrobe hook closer to the room entrance, freshmen must hang their camelbacks.
 - (a) The wired uniform will hang on the wardrobe hook that is closer to the window, while the camelback will hang on the side of the mirror closer to the door.
- C. Hygiene Area. Sink, mirror, sink-shelf, and towel rack will be clean, neat, and orderly.
 - (1) Freshmen will have up to three items determined within their class on the sink shelf (e.g., Windex, Paper towels, and Pledge), and the items must be flushed with the front edge of the shelf and may not be glued or taped down in any way.
 - (2) Freshmen will also have a white towel and matching wash cloth centered on each of the towel racks on the doors below the sink. Both towel and washcloth are to be folded in half with the folded edge facing the window in the room. Upperclassmen are not required to have towels. However, if towels are present, they must be folded in the same manner as above.
 - (3) Items in the medicine cabinet and the cabinet above the shelf will be neat.
- D. Study Area. Desk/hutch, trash can, and bulletin board will be neat and orderly. Freshmen will have only three items on their desk when not in use; sophomores may have five items. The trashcan will be grounded under the desk on the side closest to the window and must be emptied of all trash during inspection times. The bulletin board behind the desk may be used for any academic material; items will be tacked on all corners.
- E. Desk Shelving.
 - (1) In all cadet rooms/holes The Standard will be centered on and flush with the edge of the desk shelf on the sink side of the room.
 - (2) The shelves above the desk will be for academic materials only. The books need to be flushed to the front and in height order with the tallest books towards the window. Cadets will start with the lower shelf with any overflow academic material placed on the upper shelf. If space allows, the area above the desk shelves will be used for military headgear. Headgear will be organized in the following manner and start closest to the room entrance. The brim of the cover will run flush to the forward edge of the shelf (Campaign Hat, Service Cap, and ACU Cap).
- F. Windows. All cadets (freshmen through seniors) will close and lock windows any time the room occupants are not in the immediate area. The blinds will be extended completely and parallel to the floor during inspection times unless occupants are attempting to sleep. The shelf at the bottom of the window will not be used by freshmen or sophomore cadets. No articles of clothing may be hung outside the window (this applies to all cadets). Cadets will not remove the window limiters installed in the window frames.
- G. Beds. All beds will remain assembled according to Corps Housing regulations and made each day. Refer to the "Room Upkeep" section of the Cadet Resident Handbook for additional information regarding assembly and configuration. All cadets will make their

bed daily. Freshmen and sophomores will maintain their beds according to the following guidelines:

- (1) Two white sheets, one white pillow case, and a Corps bedspread will be used (mattress pads, fitted sheets, and various colored bedspreads may only be used by juniors and seniors).
 - (2) The top sheet paired with the bedspread on top will fold down 18 inches from the head of the bed using six-inch folds and be neatly tucked underneath the mattress.
 - (3) The pillow will be centered and grounded to the fold in the bedspread. The opening of the pillowcase will face the wall. The end of the bed with the pillow will be closest to the window wall.
 - (4) Hospital corners will be used for all exposed corners.
 - (5) Safety pins will not be used to secure the sheets to the mattress. Even the smallest holes in the mattress reduce the fire-retardant properties of the mattress and make the mattress unserviceable. Cadets will have to pay the replacement cost for a new mattress.
 - (6) Shelves above the rack will not be used by freshmen. The area above shelves may be used for storage such as suitcases and luggage (must be neat).
 - (7) Dressers below the rack will be aligned with front edge of the rack and closed (if open, they are subject to inspection).
 - (8) The empty space below the rack will be between the two dressers and behind them. Footlockers may be stored in these areas.
- H. Floors. Floors will remain clean, neat, and orderly (see [Privileges](#) for information regarding authorized floor coverings).
- I. Moving Furniture. The movement or removal of furniture from the dorms room is not authorized. Dorm room furniture will remain in place no matter the Corps classification of the occupants.

2. UNAUTHORIZED ITEMS

Upon entering the Corps, cadets voluntarily agree to a more regimented lifestyle than other University students. Part of this lifestyle involves conducting official Corps of Cadets business throughout the day. It also involves inspections of cadet rooms and the cadet environment to ensure the maintenance of good order and discipline. To promote this environment in the dormitory, cadets will not possess any of the items listed below. Joining the Corps of Cadets and affirming the Cadet Oath authorizes inspection of cadet rooms to ensure compliance.

- A. Street signs and construction equipment. Unless a legal receipt of purchase is attached to the back/inside of the item, street signs and construction signs/equipment are prohibited.
- B. Offensive signs / logos / symbols / items. Racially offensive, hate group, and gang-related symbols, illegal drugs, and drug paraphernalia, along with any form of pornography or sexually related material (including pictures, books, magazines, collections, files, and material stored / accessed through electronic media) that would interfere with Corps business and maintenance of good order and discipline are prohibited.

- C. Flags and Posters. The display of any unauthorized / offensive flag (including posters and/or pictures of flags) is prohibited. Authorized flags include the national, state, and/or US military service flags, a sovereign country flag, or any college, athletic, or POW/MIA flag. Specifically, the display of the Confederate Battle Flag is prohibited.
- D. No items are allowed in the windows that can be seen from the outside. This includes flags, signs, political items, and class year items.
- E. Cadets will refer the “Appliances” section of the Residents Life Handbook for specific information on approved and restricted items. Additional or extra furniture is no longer authorized in the Corps dorm rooms.

3. VISITATION POLICY

A. Intent

This policy is in effect from the first day of onboarding Cadre Training to the last day of final exams for Spring Semester. All cadets residing in or visiting a cadet dormitory are responsible for knowing the visitation rules and regulations and hours of visitation. A guest is a visitor of either gender. The cadet is responsible for the guest’s conduct. Current students and cadets not normally granted access to a specific dorm may enter a Corps dorm during the Academic Day if they are escorted the entire time and the purpose of their visit is of short duration and for academic reasons. Parents, family members and friends must comply with the visitation hours.

B. Policy

- (1) Definition of a Guest in Corps Dorm. Any individual (cadet, non-reg student or family/friend) not actually assigned to the specific Corps dorm and room by ResLife is considered a guest. Cadets housed in other corps dorms or even on other floors/rooms of the same dorm are guests in any room to which they are not assigned.
- (2) Guests of cadets are not permitted in the Corps dorms, including doorways and hallways, other than during visitation hours. Female cadets are authorized to traverse a different dorm hallway than what they live on to utilize the female restroom.
- (3) During visitation hours, all cadets and their guests must be dressed as if they are in public areas. Guests and their actions are the responsibility of the sponsoring cadet.
- (4) Corps dorm visitation hours are below. Visitation hours on football game days and other Corps special events are suspended from one hour prior to Quad step off until 30 minutes after the end of the game/event.

DAY	VISITING HOURS
Weekdays (Monday – Thursday)	None
Fridays	1700 – 0200 (Saturday)
Saturdays	1000 – 0200 (Sunday)
Sundays	1200 – 1800
Reading Days / Final Exam Days	1000 – 0200 (Following Day)

- (5) The civilian co-ed residence halls have visitation hours determined by the vote of the residents. The single sex halls are only open for visitors from 0900 – 0200. Cadets will not violate the visitation hours of any residence hall.
- (6) Commanders will enforce the visitation regulations and report any violations to the CDO through the Guard Room (845-6789) or the appropriate Military Advisor.
- (7) The Corps Leadership Learning Centers (LLCs) maintain different hours depending on the time of year (Finals, Summer, normal school days). Standard operations hours are below. The LLCs are closed on GameDays and for other special corps events.

DAY	LLC OPERATING HOURS
Weekdays (Monday – Thursday)	0530 – 0100
Fridays	0530 – 2200
Saturdays	1000 – 1700
Sundays	1000 – 0100 (Monday)

CHAPTER 25: DUNCAN DINING HALL

1. DUNCAN DINING HALL OPERATIONS

- A. The purpose in going to the Duncan Dining Center at mealtime is to eat. The environment must be such that all cadets, regardless of class, may consume the type and quantity of food desired. Training activities in Duncan will focus on dining procedures. Arbitrary rules and procedures are prohibited.
- B. All cadets, except "Day Students" must be on an approved meal plan. Periodic ID card checks may be done to ensure all cadets dining have an appropriate meal plan.

C. Duncan Dining Hall normal operating hours:

Corps Early Morning / Regular Chow	0600 / 0700 to 0730 (M - F)
Breakfast / Lunch (Meal Swipe required)	0730 to 0800 / 1100 to 1300 (M - F)
Dinner (Meal Swipe required)	1700 to 2000 (Mon - Thu)
Corps Evening Chow	1830 to 1915 (Mon, Tue & Thu)

- (1) Duncan Dining Center is closed for Dinner on Friday evening and all day on Saturday and Sunday.
 - (2) Cadets wanting to eat early chow in the evening on Mon, Tue or Thu will need to be in uniform of the day to avoid having to swipe (thus paying for the meal a second time)
 - (3) If formation times change, the above schedule will be changed accordingly. Amendments to the above schedule may be made for special events.
- D. Early Chow
- (1) Cadets who have an early class (prior to 0800) and those Blinn TEAM/TEAB cadets who must depart early are authorized to partake of early chow. All other cadets will eat chow with their unit immediately following morning activities. Cadets who exercise at morning activity and have a 0800 class should be released early from unit activity to clean up and get into uniform and join their unit at chow.
 - (2) Early chow in the evening runs from 1700 to 1820 and is for those cadets who have class, lab, or other valid appointment/meeting preventing them from eating with their outfit at 1830. Cadets who have class until just before formation at 1830 can still eat with their unit when they get out of class. Early evening chow is not authorized for those who want to beat the rush or are just hungry and do not want to wait. Corps/Unit PT uniform is not authorized for early chow.
 - (3) BRC/SRC and eating chow with your outfit after formation in both the morning and evening is an outfit function/activity in which every cadet should strive to participate. Finding an excuse to eat early or to skip out on eating with your unit is skipping out on an outfit activity and could incur disciplinary actions.
- E. Deviation from Normal Serving Routine

- (1) Silver Taps – Complete silence (Silent Chow) will be observed in Duncan. No upperclassmen details of any kind will be allowed.
 - (2) Corps Bag-Ins – On mornings when there is a Corps bag-in, Duncan Dining Hall will serve free flow chow until 0830. Cadets will wear a clean Corps/Unit athletic uniform or the uniform of the day.
- F. Any deviation from this schedule must be submitted in writing to the Corps Logistics Officer at least 24 hours before the meal. Corps Logistics must coordinate the deviation with Dining Services at least 12 hours (24 hours desired) before the event. Include information as to date, meal in question, unit's estimated time of arrival, and number of cadets involved. Without an approved written request, Dining Services' employees may turn away anyone attempting to eat outside normal hours of operation.
- G. Corps bag-ins must be coordinated with the Corps Operations Director, appear on the Corps Training Schedule, and a Duncan Dining Services Supervisor should be advised seven days in advance, if possible. No cadet, other than the Corps Commander, has the authority to approve deviations from this policy. When the Aggie Band has a bag-in, the Commander of the Combined Band is responsible for notifying the Corps Logistics Officer and a Duncan Dining Services supervisor promptly. Note: Bag-ins excuse cadets from morning formation and breakfast only. Bag-ins do not relieve cadets, including commanders, from responsibilities of the day, such as classes, reports, meetings, room inspections, etc.
- H. Cadets will enter Duncan as part of formation. Late entry is only authorized for cadets with special circumstances which cause them to miss formation.
- I. Cadets have eight meals committed to Duncan Dining Hall each week. Morning meals (Monday through Friday) and evening meals (Monday, Tuesday, and Thursday). These eight meals will automatically be deducted from each cadet's meal plan. Should a cadet not be able to eat any of the meals listed above in Duncan due to academic conflicts, they may seek meal reimbursement from the Corps Operations Director during the first three weeks of classes for each semester.
- J. Cadets are encouraged to eat at Duncan Dining Hall for all midday meals. Since Duncan is "just another" Dining Services facility during the midday meal, cadets may sit where and with whom they choose. Cadets may bring guests according to Dining Services rules.
- K. The uniform for chow corresponds to the uniform of the day and can be modified by the Corps Commander.
- (1) Corps and ROTC special unit uniforms will be established by the respective unit commander as authorized by the Corps Deputy Commander. Leaders of these special groups are responsible for allowing time for uniform change prior to chow.
 - (2) The Corps/Unit athletic uniform is acceptable for lunch and will consist of sweats (as required, if sweatpants are worn so must a sweatshirt be worn), the issued Corps/Unit PT uniform (shirt tucked in), along with athletic shoes and socks.
 - (3) Cadets will attend breakfast on Monday morning in the UOD. Uniform for breakfast on Tuesday-Friday mornings can be UOD or Corps/unit athletic uniform depending on the morning activity conducted. Cadets in extremely soiled/muddy gear must change clothes prior to coming to breakfast.

- (4) Cadets engaged in a scheduled intramural or outfit activity immediately before or after evening chow may wear the Corps or Unit athletic uniform.
- (5) Cadets in wet or soiled uniforms will not enter Duncan and will be directed to leave if their uniform is not appropriate for Duncan Dining Hall. Dining Services employees will normally coordinate this direction through the appropriate cadet commander.
- (6) Cadets who are out of uniform will not be allowed in Duncan Dining Hall without military letter authorization.
- (7) Appropriate civilian clothing is authorized for evening meal on Friday and all weekend meals at Sbis Dining Hall and Commons Dining Center.

2. DINING SERVICES AUTHORITY

Dining services employees (cadets or civilians) have authority over dining services operations. Cadet leadership will be responsible for coordinating cadet conduct in the dining halls so the cadet procedures do not violate Dining Services procedures. All cadets will cooperate with Dining Service employees in the execution of their duties. Problems involving Dining Services employees should be immediately referred to the Corps Logistics Officer, Corps Logistics Sergeant, or member of the Commandant's Staff.

3. DUNCAN DINING HALL PROCEDURES

- A. Table Arrangement. All tables will be separated so cadets eat at a nine-person table (four cadets on each side and a junior or senior on the end). Any table re-arrangement will be done by Duncan staff.
- B. Table Assignment. Each semester, tables will be assigned to units and each unit will designate assigned seating for all morning and evening meals. Unit commanders may allow temporary seating to replace a missing white belt at a table or make permanent changes to adjust for cadets who have left the unit. A white belt cadet will be assigned to each table responsible for supervising the cadets at that table. The remaining seven/eight cadets will be a mix of cadets from all classes.
- C. Timing. A moment of reflection or prayer is conducted after all units enter Duncan but will not wait for everyone to be seated. Announcements may be made immediately following. Completion of announcements will not mark the beginning of consolidation or required departure time for any cadets (e.g., sophomores will not perform a mass exodus). When "ATTENTION" is called for the announcements, cadets not seated will quietly listen to the announcements and may continue their actions if it does not interfere with listening to the announcements. Seated cadets will not slam down their elbows on the tables when "ATTENTION" is called.
- D. Consolidation. Consolidation of trays and dinnerware will be accomplished at each table after all cadets have finished their meal. Fish will consolidate trays at their tables and other unit tables as appropriate. Fish will complete consolidation in a timely manner and will not delay their departure from Duncan to consolidate upper class cadets' trays. If no fish are present, upperclassmen will consolidate their own trays. Consolidation will be a clean and orderly process, no more than four trays at a time, accomplished at a pace consistent with good order and discipline to minimize the possibility of spilling food or damaging dishes.

- (1) Food from plates and trash will be consolidated onto one tray.
- (2) Plates, glasses, and silverware will be consolidated on separate trays.
- (3) Do not over-stack items on trays to the extent they may fall off on the way to or inside the accumulator.

E. Conduct

(1) Responsibilities

- (a) The environment in Duncan Dining Hall must be one in which cadets are proud to bring a distinguished guest at any time and know that the guest will receive dignified hospitality. This type of hospitality is not obtained except by the sincere cooperation of all cadets.
- (b) Outfit commanders are responsible for ensuring all cadets in their charge are well-nourished and the procedures outlined in this document are enforced. Commanders must not hesitate to step in and exert positive and direct control if the situation dictates.
- (c) The senior cadet present at a table will serve as the table leader. The table leader presides over and maintains order during meals. The table leader sets the pace for cadets and will look after the welfare of the cadets dining with him/her.

(2) Customs and Etiquette

- (a) Duncan Dining Hall is a cadet's dining room away from home. It is a place where cadets may gather with their fellow cadets for moments of relaxation, discussion of the day's challenges, and a meal. Whatever the event, it is a place where cadets must conduct themselves within the ordinary rules of propriety, common sense, and good manners, in addition to observing established rules of etiquette.

(b) Duncan Dining Hall Etiquette

1. Entry. All cadets will walk in Duncan Dining Hall. Cadets will take no more than one tray (if available), one set of silverware, and two glasses upon entering Duncan Dining Hall. Cadets will not be required to set the table for other cadets.
2. Serving. All cadets will select the food they wish to eat for their meal and promptly report to their assigned table.
3. Seating. The table leader sits at the head of the table. Cadets are seated at the leader's right and left in seniority order.
4. Common Courtesies
 - a. The table leader should be punctual for commencement of meals. In the event the table leader is delayed he/she should inform the next senior cadet to proceed with the meal.
 - b. Cadets should arrive at the table in time to be seated when the table leader sits down. Cadets will not sit down to meals before the table leader takes his/her seat. If cadets are late for the meal, they should request permission to join the meal from the senior cadet at the table.

- c. The table leader should make announcements and lead the discussion at the table. Cadets will ask permission from the table leader to speak to other cadets at the table.
 - d. Table leaders will promote conviviality and a cheerful atmosphere at the table. This does not mean boisterous conduct, but rather contributing to the conversation. A cheerful atmosphere cultivates goodwill among cadets and guests.
 - e. It is not polite to rapidly eat and leave the table precipitately. If a cadet must leave the table before the meal is over, the cadet will request to be excused by the table leader.
 - f. Cadets will observe good table manners. There is nothing that will compensate for bad table manners. The table leader will privately counsel those whose deportment brings down the tone of the meal.
 - g. Cadets will request permission to be excused from the table leader.
 - h. Cadets may excuse themselves to use the restroom, as necessary.
5. Thoughtful Habits
- a. Cadets will always remove their covers upon entering Duncan Dining Hall.
 - b. Cadets will not appear in the Duncan Dining Hall out of uniform without permission from a proper authority.
 - c. Cadets will pick up any dropped items and will notify Duncan employees of the need to clean up any food or liquid spills.
 - d. Cadets will not be boisterous or noisy in Duncan Dining Hall. It is the dining room for all cadets and their rights and privileges must be respected. Consideration of others is one of the basic elements of gentlemanly and ladylike conduct. Cadets will show consideration for their fellow cadets.
 - e. Remember that obscenity, vulgarity, and off-color tales do not belong in a cadet's conversation at any time, especially at meals.
 - f. The senior cadets will set the proper example of manners, consideration of others, and the tone of conversational decorum.
 - g. Unkind and unfavorable comments about other cadets and opinions about seniors are not appropriate.
 - h. Cadets will recognize when guests are present and converse with them appropriately, especially if seated beside them. Engaging them in polite conversation, if the opportunity presents itself, will be appreciated by the guests and their host. All matters under discussion should be in keeping with good taste and not cause embarrassment by discussing personalities, items or people with which guests are obviously unfamiliar and/or in which they are not interested.

(3) Place Setting

For meals, the place service usually consists of a serving plate, a fork, a knife, a spoon,

and a drinking glass. The main plate will be placed centered on the chair. The fork will be placed to the left of the plate, with the tines facing away from the chair. The knife will be placed to the right of the plate, with the cutting edge facing the plate. The spoon will be placed to the right of the knife. The drinking glass will be placed to the right of the plate, just beyond the point of the knife. A folded napkin may be placed to the left of the fork. The napkin may be placed in the lap after sitting.

CHAPTER 26: PHYSICAL FITNESS TEST

1. CORPS PHYSICAL FITNESS TEST

- A. As a senior military college, the Texas A&M Corps of Cadets requires all cadets to achieve physical fitness standards during the fall and spring semesters. First year cadets must achieve these standards by the end of the spring semester.
- B. All cadets will take a Corps PFT during the Fall and Spring semesters. The spring semester Corps PFT scores will be a part of Cadet Challenge.
- C. The Corps Physical Fitness Test (PFT) is a measurement of cardiovascular and muscular fitness. It consists of push-ups, planks, and a 1.5-mile run.
- D. Cadets must achieve the following standards to pass the Corps Physical Fitness Test:

Exercise	Male	Female
Push-Ups (2 min.)	42	19
Planks	1:03	1:03
1.5-Mile Run	13:15	15:45

- E. Cadets will conduct a diagnostic Corps PFT early in the fall semester. This PFT is for commanders to have a fitness baseline for their unit and identify cadets who need assistance with physical training and/or nutrition. Towards the end of the fall semester, all cadets will take the Corps PFT, and these scores will be entered into the Cadet Management System (CMS) as a part of the cadet's performance record. During the spring semester, all cadets will take the Spring Corps PFT, and these scores will be entered into the CMS as a part of the cadet's performance record and used for award points. Scoring for PFT events is contained in Appendix A.
- F. To retain membership in the Corps Cadets, all cadets must pass the Corps PFT each semester.
 - (1) Cadets who fail to meet Corps PFT requirements will be dismissed from the Corps at the end of the semester in which they failed the PFT. They will be given a chance to pass the PFT before the next Corps semester starts. Cadets who pass the PFT at that time will be re-admitted to the Corps; Corps dismissal will remain in effect for cadets who fail the re-test.
 - (2) Seniors who fail to meet PFT requirements by the second Friday preceding Final Review will not be eligible to march Final Review.
 - (3) Cadets who demonstrate significant progress toward achieving physical fitness standards may be retained in the Corps of Cadets at the Commandant's discretion.
- G. Commandant's Staff members may test cadets at any time, with adequate notice.
- H. Corps PFT scores will be calculated using the [Physical Fitness Test Scoring Table](#).

2. CORPS PFT EXCEPTIONS

- A. Cadets unable to complete Corps PFT due to a medical condition will provide their Operations Advisor a Physical Fitness Test Excusal Form located in Ch 23 of the CPG with a doctor's note no later than 72 hours prior to a scheduled test. Only Operations Advisors will determine if cadets are exempt from elements of the test or may offer a walk test in lieu of the 1.5-mile run. Cadets must complete a partial PFT unless their medical condition precludes all activity.
- B. Only Operations Advisors will enter a PFT excusal or partial score into CMS. Operations Advisors will enter a note into CMS that details the reason for the exemption without compromising the cadet's private medical information.
- C. Cadets who use a medical excuse to exempt their participation in two consecutive PFTs will be evaluated for continued membership in the Corps of Cadets.
- D. Corps Walk Test
 - (1) Administer the Walk Test when:
 - (a) A medical excuse from a qualified medical provider is provided stating the run event is not to be executed. The medical excuse must state when the restriction will begin and estimate when it will end.
 - (b) Evidence of a very recent injury from which cadet is recovering.
 - (c) Evidence of an ongoing rehabilitation of prior injury/surgery which precludes participation in the run.
 - (2) Distance. 2.5-mile course over flat surfaces, comparable to that used for the run test.
 - (3) Equipment. Stopwatch, scorecard to record time, appropriate footwear for cadets walking the test. Cadets may be paced by another individual but may not be physically aided in passing the test in any way.
 - (4) Personnel. At least one scorer for each three cadets testing; Operations Advisor supervision required.
 - (5) Performance Standards. Cadets must complete the course layout in the allotted amount of time to receive a passing score. One foot must always be in contact with the ground when executing the walk test. If cadets break into a running stride at any time, their performance in the event will be terminated and they will receive a failing score.

(6) Test Standards:

Sex	Maximum Passing Time
Male	38:00
Female	41:25

PHYSICAL FITNESS TEST SCORING TABLE

Male Cadet Score Calculation			Points	Female Cadet Score Calculation		
Push-Ups	Plank	1.5-mile Run		1.5-mile Run	Plank	Push-Ups
71	4:20 & above	8:50 & below	100	10:00 & below	4:20 & above	42
70	4:17-4:19	8:51-8:52	99	10:01-10:02	4:17-4:19	41
	4:14-4:16	8:53-8:56	98	10:03-10:06	4:14-4:16	
69	4:11-4:13	8:57-9:00	97	10:07-10:10	4:11-4:13	40
68	4:07-4:10	9:01-9:04	96	10:11-10:14	4:07-4:10	39
	4:04-4:06	9:05-9:08	95	10:15-10:18	4:04-4:06	
67	4:01-4:03	9:09-9:10	94	10:19-10:20	4:01-4:03	
66	3:58-4:00	9:11-9:14	93	10:21-10:24	3:58-4:00	38
65	3:54-3:57	9:15-9:18	92	10:25-10:28	3:54-3:57	37
	3:51-3:53	9:19-9:22	91	10:29-10:32	3:51-3:53	
64	3:48-3:50	9:23-9:26	90	10:33-10:36	3:48-3:50	36
63	3:44-3:47	9:27-9:28	89	10:37-10:38	3:44-3:47	
62	3:41-3:43	9:29-9:32	88	10:39-10:42	3:41-3:43	35
	3:38-3:40	9:33-9:36	87	10:43-10:46	3:38-3:40	
61	3:35-3:37	9:37-9:40	86	10:47-10:51	3:35-3:37	34
60	3:31-3:34	9:41-9:44	85	10:52-10:59	3:31-3:34	33
	3:28-3:30	9:45-9:46	84	11:00-11:03	3:28-3:30	
59	3:25-3:27	9:47-9:50	83	11:04-11:11	3:25-3:27	32
58	3:21-3:24	9:51-9:54	82	11:12-11:19	3:21-3:24	
57	3:18-3:20	9:55-9:58	81	11:20-11:27	3:18-3:20	31
	3:15-3:17	9:59-10:02	80	11:28-11:35	3:15-3:17	
56	3:12-3:14	10:03-10:04	79	11:36-11:39	3:12-3:14	30
55	3:08-3:11	10:05-10:10	78	11:40-11:47	3:08-3:11	29
54	3:05-3:07	10:11-10:18	77	11:48-11:57	3:05-3:07	28
	3:02-3:04	10:19-10:26	76	11:58-12:09	3:02-3:04	
53	2:58-3:01	10:27-10:34	75	12:10-12:21	2:58-3:01	27
52	2:55-2:57	10:35-10:38	74	12:22-12:27	2:55-2:57	26
	2:52-2:54	10:39-10:46	73	12:28-12:39	2:52-2:54	
51	2:49-2:51	10:47-10:54	72	12:40-12:51	2:49-2:51	25
	2:45-2:48	10:55-11:02	71	12:52-13:03	2:45-2:48	
50	2:42-2:44	11:03-11:10	70	13:04-13:15	2:42-2:44	24
	2:39-2:41	11:11-11:14	69	13:16-13:21	2:39-2:41	
49	2:35-2:38	11:15-11:22	68	13:22-13:33	2:35-2:38	23
	2:32-2:34	11:23-11:30	67	13:34-13:45	2:32-2:34	
48	2:29-2:31	11:31-11:38	66	13:46-13:57	2:29-2:31	22
47	2:26-2:28	11:39-11:47	65	13:58-14:09	2:26-2:28	
46	2:22-2:25	11:48-11:52	64	14:10-14:15	2:22-2:25	21
45	2:19-2:21	11:53-12:02	63	14:16-14:27	2:19-2:21	
44	2:16-2:18	12:03-12:12	62	14:28-14:39	2:16-2:18	20
43	2:12-2:15	12:13-12:22	61	14:40-14:51	2:12-2:15	
42	2:09-2:11	12:23-12:30	60	14:52-15:00	2:09-2:11	19
	2:06-2:08		59		2:06-2:08	
	2:03-2:05		58		2:03-2:05	18
40	1:59-2:02	12:31-12:39	57	15:01-15:09	1:59-2:02	17
39	1:56-1:58		56		1:56-1:58	
	1:53-1:55	12:40-12:45	55	15:10-15:15	1:53-1:55	16
38	1:49-1:52		54		1:49-1:52	

Male Cadet Score Calculation				Female Cadet Score Calculation		
Push-Ups	Plank	1.5-mile Run	Points	1.5-mile Run	Plank	Push-Ups
37	1:46-1:48	12:46-12:51	53	15:16-15:21	1:46-1:48	15
36	1:43-1:45		52		1:43-1:45	
	1:40-1:42	12:52-12:57	51	15:22-15:27	1:40-1:42	14
35	1:36-1:39		50		1:36-1:39	13
34	1:33-1:35	12:58-13:00	49	15:28-15:30	1:33-1:35	
33	1:30-1:32		48		1:30-1:32	12
	1:26-1:29	13:01-13:07	47	15:31-15:37	1:26-1:29	
32	1:23-1:25		46		1:23-1:25	11
31	1:20-1:22	13:08-13:15	45	15:38-15:45	1:20-1:22	
	1:17-1:19		44		1:17-1:19	10
30	1:13-1:16		43		1:13-1:16	9
29	1:10-1:12	13:16-13:20	42	15:46-15:51	1:10-1:12	
28	1:07-1:09		41		1:07-1:09	8
	1:03-1:06	13:21-13:25	40	15:52-15:57	1:03-1:06	
27			39			7
26		13:26-13:30	38	15:58-16:03		
25			37			6
24		13:31-13:35	36	16:04-16:09		5
23			35			
22		13:36-13:40	34	16:10-16:15		4
21		13:41-13:45	33	16:16-16:20		3
20		13:46-13:50	32	16:21-16:25		
19		13:51-13:55	31	16:26-16:30		2
18		13:56-14:00	30	16:31-16:40		1
17 & below	1:02 & below	14:01 & above	0	16:41 & above	1:02 & below	0

Minimum Male PFT Scores				Minimum Female PFT Scores		
Push-Ups	Plank	1.5-mile Run	Total Points	1.5-mile Run	Plank	Push-Ups
42 (60 pts)	1:03 (40 pts)	13:15 (45 pts)	145	15:45 (45 pts)	1:03 (40 pts)	19 (60 pts)

CHAPTER 27: WEIGHT MANAGEMENT

1. POLICY

- A. As members of a senior military college, all cadets will maintain appropriate weight standards to present a proper appearance in uniform.
- B. All cadets will have their height/weight measured by their major unit operations advisor during the Fall and Spring semesters.
- C. All cadets will conduct a Corps diagnostic height/weight (body fat, as required) measurement early in the fall semester. This measurement is to identify cadets who may need assistance with weight management and/or nutrition. During both the fall and spring semesters, all cadets will take a Corps height/weight measurement, and these scores will be entered into the CMS as a part of the cadets' performance record.
- D. Additional height/weight checks may be completed any time cadet leadership or Commandant's Staff deem necessary.

2. PROCEDURES

- A. Height/weight checks will be conducted with the cadet in PT gear, socks, and no shoes.
- B. Compliance will be determined using the [Corps Height and Weight Standards](#).
- C. Cadets not meeting the weight standard must be measured for body fat. Body composition evaluations will be estimated using the circumference-based method conducted by Office of the Commandant staff personnel. Female staff members will measure female cadets. All measurements are taken on the bare skin, except for the female hip measurement. Without causing indention, the tape will be applied to the skin with sufficient tension to hold it in place as a measurement is read. Measurements will be taken three times. The lowest measurement obtained will be utilized/recorded.
 - (1) Males. Circumference measurements are taken along the neck and abdomen. Measure the neck by placing the edge of the tape flush with the bottom of larynx and perpendicular to the long axis of the neck. The cadet being measured looks forward with shoulders down (not hunched). Round up to the nearest ½ inch. Measure the abdominal circumference against the skin at the navel, level and parallel to the deck. Arms are straight and relaxed at the sides. Take the measurement at the end of normal, relaxed exhalation. Round down to nearest ½ inch.
 - (2) Females. Circumference measurements are taken along the neck, waist, and hips. Measure the neck by placing the edge of the tape flush with the bottom of larynx and perpendicular to the long axis of the neck. The cadet being measured looks forward with shoulders down (not hunched). Round up to the nearest ½ inch. Measure the natural waist circumference against the skin at the point of minimal abdominal circumference, usually located about halfway between the navel and the lower end of the sternum (breastbone). Ensure the tape is level and parallel to the deck. Arms are straight and relaxed at the sides. Take the measurement at the end of normal, relaxed exhalation. Round down to nearest ½ inch. Measure the hip circumference while facing the cadet's right side by placing the tape around the hips so that it passes over the greatest protrusion of the buttocks as viewed from the side. Ensure the tape

is level and parallel to the deck. Apply sufficient tension on the tape to minimize the effect of clothing. Round down to nearest ½ inch.

- (3) Record all measurements in CMS. The built-in calculator will determine the body fat composition percentage.
- D. Body fat taping will be completed within 24 hours of failing height/weight check. Data will be entered in CMS within 24 hours of completion of weight/body fat measurements.
- E. Body fat limits are 25% for males and 32% for females.
- F. All cadets must pass the Corps weight standard each semester to retain membership in the Corps. Traditional freshman cadets have until the end of the academic year to meet the weight/body fat standards.
 - (1) Cadets who fail to meet Corps weight/body fat requirements will be dismissed from the Corps at the end of the semester in which they failed the weight/body fat measurement. They will be given a chance to pass the measurement before the next Corps semester starts. Cadets who pass the measurement at that time will be re-admitted to the Corps; Corps dismissal will remain in effect for cadets who fail the measurement.
 - (2) Seniors who fail to meet Corps weight/body fat requirements by the second Friday preceding Final Review will not be eligible to march Final Review.
 - (3) Cadets who demonstrate significant progress toward achieving weight/body fat standards may be retained in the Corps of Cadets at the Commandant's discretion.
 - (4) Contracted cadets who fail the corps weight/body fat requirement but meet service weight/body composition requirements may be retained in the corps at the Commandant's discretion.

CORPS HEIGHT AND WEIGHT STANDARDS

HEIGHT (inches)	MAXIMUM WEIGHT ALLOWED (pounds)	
	Male	Female
55	143	125
56	145	129
57	147	132
58	149	135
59	151	139
60	153	142
61	155	145
62	158	149
63	160	152
64	164	156
65	169	160
66	174	163
67	179	167
68	184	170
69	189	174
70	194	177
71	199	181
72	205	185
73	211	188
74	218	194
75	224	199
76	230	205
77	236	210
78	242	215
79	248	221
80	254	226
81	260	231
82	266	236
83	272	241

MAXIMUM BODY FAT % ALLOWED
MALE = 25% FEMALE = 32%

NOTE: MEASURED IAW PROCEDURES IN THE STANDARD

CHAPTER 28: INSPECTION PROGRAM

1. SCHOLASTIC INSPECTIONS

The Corps Scholastics Chain (Officer/Sergeant, Corps to Unit) is responsible for coordinating and executing inspections of the Academic Day and Evening Study Time conditions. Major Unit staff will ensure nightly inspections of EST occur within their units.

- A. Cadets will post their current degree plan in their rooms. The classes they have finished will be highlighted or have a check mark next to the course name to monitor progress.
- B. Grades must be properly posted on a Grade Summary Sheet or other grade tracking program within one day of receipt. Grade tracking records need not be posted if the cadet wishes to maintain the privacy of grades.
- C. All cadets must have their weekly class schedule and EST GPA Status Level posted on their door card. Scheduled tutoring and supplemental instruction sessions should be included on the cadet's weekly schedule. The door card template is available [here](#).

Name: fish Jones Unit: Z-1 Major: ENGR Hours 14

Class: IV Rank: IV EST Level: 0 Phone Number: (123) 456-7

	Monday	Tuesday	Wednesday	Thursday
0700				
0800	Class	Class	Class	Class
0900				
1000				
1100	Class		Class	
1200		Class		
1300				
1400	Class			
1500				
1600				
1700				
1800				
1900				
2000				
2100				

Corps Class: Seniors = I; Juniors = II; Sophomores = III; Freshman = IV

- (1) Fill in the appropriate boxes with "Class". Do not specify the subject, class number, or section number. To add text to a box, right-click on the box and select 'Add Text,' or left-click in the box and type. Make sure the times of your class match the graphic schedule. If the times are different, drag a box to change the length.
- (2) When all the courses are added, delete unused boxes.
- (3) Change the dashed box outline to a solid line.
- (4) Print the graphic schedule along with a copy of student course schedule. Then cut out the door card and put it on the door.
- (5) Be sure to include all SIs, Tutoring sessions, religious events, and all other weekly recurring events.
- (6) All Sunday outfit meetings will end prior to the start of EST at 2000.
- (7) Any picture or image used as part of the background cannot consist of any inappropriate material and must still allow the schedule to be clearly visible and easily read.
- (8) Use of abbreviations by all cadets is authorized.

2. CADET INSPECTION PROGRAM

The intent for dorm and room inspections is to ensure the highest health and welfare standards, room orderliness, uniform compliance, and adherence to directives.

- A. Corps Military Proficiency Inspections. This includes announced and unannounced inspections of uniforms and/or dormitory rooms by cadet staff personnel. The purpose is to ensure good order, discipline, and a means to grade units for major flag awards.
- B. Standard of Living Inspections. A Standard of Living Inspection periodically inspects the cleanliness of all cadet rooms, freshmen through seniors. These inspections also help prepare outfits for other inspections throughout the year, such as Commandant's Room Inspections and the Corps-level Military Proficiency Inspections.

3. COMMANDANT'S INSPECTION

- A. Once each semester the Commandant's Staff will conduct an announced inspection of each Major Unit. This inspection ensures health and welfare standards are maintained within the dormitory and reinforces the Cadet Inspection Program.
- B. The Commandant may authorize additional inspections not previously mentioned. These additional inspections may be announced or unannounced.

CHAPTER 29: CORRECTIVE PHYSICAL TRAINING

1. GENERAL

The purpose of the Corrective Physical Training (CPT) Policy is to further define permissible activity as it relates to administering physical training as a form of corrective action for minor infractions of cadet performance or behavior. CPT provides cadet leaders a tool to motivate and instill discipline in underclassmen while drawing attention to and counseling/correcting minor infractions. Individual Corrective Physical Training (ICPT) provides leaders a tool for correcting the behavior or actions of an individual. Group Corrective Physical Training (GCPT) provides a cadet leader the vehicle to administer CPT to a group of cadets (within a unit, i.e., squad or platoon) for minor infractions. Serious disciplinary infractions will be referred to the chain of command. "Punitive PT" (used solely to punish) is not authorized – cadet leaders using punitive measures or conducting CPT outside the following guidelines will incur disciplinary actions in accordance with The Standard and University Student Rules.

2. COUNSELING

Reverting to a CPT session for a cadet(s) who needs to be motivated or whose actions need correction should not be the default answer. Counseling of the cadet(s) by the leader needs to have occurred first. Possibly more than one counseling session needs to have occurred before the leader determines CPT is required. If the leader determines to conduct a CPT session, counseling of the cadet(s) during the CPT session must occur to ensure the cadet(s) understand their poor performance and how to correct their actions.

3. INDIVIDUAL CORRECTIVE PHYSICAL TRAINING

- A. Cadet leaders may begin to administer ICPT the week following onboarding, provided cadet trainees have passed a medical screening and are not currently on medical restrictions.
- B. Only cadet leaders possessing a numbered "Corrective Physical Training Instruction Card" for the current year may conduct CPT. The CPT Card must be available on cadet leader's person during the administration of CPT.
- C. A cadet leader will only administer ICPT for a single cadet.
- D. Each ICPT session will include a combination of at least three different exercises from the list below (as outlined on the CPT Instruction Card) and will include a 30-second break midway through the session where the leader should be counseling the cadet. Cadets will select exercises that use different muscle groups.
- E. Time limits for an ICPT session:
 - (1) Fall semester: 3-min exercise / 30-second rest / 3-min exercise.
 - (2) Spring semester: 4-min exercise / 30-second rest / 4-min exercise.
- F. Only the following exercises are authorized:

Aerobic Exercises	Upper-Body Exercises	Lower-Body Exercises	Abdominal Exercises
Mountain Climbers*	Pull-Ups*	Squats	Crunches
Side Straddle Hops*	Dips	Squat Thrusts*	Sit-ups
Stationary Double Time	Push-Ups (Hands Shoulder Width)*	Stationary Lunges	Planks
Steam Engines*	Arm Rotations		Flutter Kicks
Burpees*			Russian Twists

*Exercises are done with a single-count cadence.

- G. Cadets conducting an ICPT session will emphasize proper techniques. Do not reinforce poor techniques. If a cadet is struggling with technique, move to the next exercise. At the conclusion of the ICPT session, the leader needs to demonstrate the proper technique if there were problems.
- H. Cadets will empty the contents of their pockets prior to performing CPT.

4. EARNING A CORRECTIVE PHYSICAL TRAINING INSTRUCTION CARD

- A. Each CPT Instruction Card is numbered and has the cadet's name and the issuing authority on the front of the card.
- B. A cadet must be in a leadership position (Team Leader, Squad Leader, Platoon/Flight Leader or Sergeant, First Sergeant, Executive Officer or Commanding Officer) to earn a CPT Instruction Card.
- C. To earn a CPT Instruction Card, a cadet must first demonstrate the ability to properly execute each exercise and professionally conduct one CPT session. Minor Unit leaders will facilitate CPT certification to ensure unit standardization of training and submission of certified trainee names to their respective Military Advisor.
- D. Military Advisors are the issuing authority for their units upon the recommendation of the Minor Unit Commander.
- E. CPT Instruction Cards are only valid for the current academic year.
- F. Cadets who abuse the CPT program (improperly execute a CPT session, allow their CPT Instruction Card to be used by another cadet, or otherwise violate the CPT program) will lose their leadership position and have their CPT Instruction Card revoked. Cadets could also face disciplinary action.

5. RESTRICTIONS

- A. Group CPT will never be conducted because of a single cadet's actions.

- B. A cadet will complete no more than one CPT session in a one-hour period.
- C. A second upperclassman cadet is required to be present for a CPT session. The second cadet observes the session and uses a watch to keep track of session time.
- D. CPT will not be administered during the Academic Day or Evening Study Time. Weekend CPT must be authorized in writing by the Major Unit Commander via Military Letter.
- E. CPT may only be administered on the Quadrangle, Spence Park, Simpson Drill Field, and the Obstacle Course training area. Fightin' Texas Aggie Band leaders may use the Band Field to administer CPT.
- F. Running is not an authorized exercise for CPT. A leader conducting CPT will not vigorously run cadet(s) to one of the approved locations to conduct CPT. Jogging to the location is appropriate.
- G. ICPT is authorized in dormitory hallways when inclement weather precluded ICPT from being conducted outside. At no time is GCPT conducted in the dormitory.
- H. CPT is limited to the exercises, techniques, and duration as described herein and on the CPT Instruction Card.
- I. CPT will NOT be performed:
 - (1) While in "Class B" Uniform (PT Gear or C's & T's are the only authorized uniforms for CPT.)
 - (2) While in a medically restricted status.
 - (3) At any location other than the areas identified previously.
 - (4) In soggy or watered down areas or ground that is hazardous for training (i.e. gravel, brush, etc.).
 - (5) In confined spaces or any location or environment considered unsafe where a cadet could possibly be injured.
 - (6) By cadets not authorized to conduct CPT (cadets not issued a CPT Instruction Card; cadets not in possession of their CPT instruction Card; cadets conducting CPT with a CPT Card issued to a different cadet).
- J. Violations of these guidelines will be investigated as potential hazing incidents.

6. ADDITIONAL CONSIDERATIONS FOR CONDUCTING CPT

- A. During Hot Weather:
 - (1) Increase water consumption and supervise regular intake by cadets.
 - (2) Regulate training according to the heat conditions as posted on cadets.tamu.edu and as defined in the Heat Condition Table in [Hot Weather Safety](#).
 - (3) Be alert to heat illness symptoms and other physical illnesses and take appropriate actions (outlined in the [Safety Program](#) and on the "Corrective Physical Training Instruction Card").
 - (4) Modify uniform clothing, as authorized, for proper UV radiation protection, ventilation, and dissipation of body heat.

- (5) CPT will not be conducted during "Black Flag" conditions.
- B. During Cold Weather:
 - (1) Ensure water consumption by cadets.
 - (2) Guard against hypothermia by ensuring proper clothing and use of gloves and head covering.
 - (3) Do not require cadets who have worked up a sweat to stand or remain outside in the cold weather conditions. Build in time to have cadets change into dry, warm clothes prior to further training or formation.

7. ON-THE-SPOT DISCIPLINE

- A. The purpose of On-The-Spot Discipline is to correct in an immediately impactful way any cadet failing to comply with the Standard.
- B. On-The-Spot Discipline will consist of a class set of pushups in Class B uniform or below by an upperclassman as a corrective action for ignorance of required knowledge, or a conscious disregard for the Standard.
- C. A correcting cadet will always push with the corrected cadet regardless of class.
- D. Corrective action of fish involving pushups will only take place on weekdays prior to a formation, after second call, while outside on the quad. This action is not authorized on football game days.
- E. Corrective action of sophomores and upperclassmen involving pushups may be conducted on the Quad between 0545 and the start of EST on weekdays. This action is not authorized on football game days.
- F. A standard pushup does not involve holding in a downward position and does not incorporate any other physical training.

CHAPTER 30: DEMERIT SYSTEM

1. GENERAL

Demerits serve both as a disciplinary tool and a performance indicator. Unit Commanders are responsible for ensuring the system works properly. All demerit codes have a maximum number of demerits assigned to them (e.g., if a demerit code has a max limit of 6 demerits, anywhere between 0-6 demerits may be issued for that offense). Assigning more than the maximum number of demerits could result in the issuer receiving demerits.

2. AUTHORITY

Demerits are awarded by members of the Commandant's staff, the Corps Commander, major and minor unit commanders, outfit commanders, special unit commanders, and designated cadet staff members.

3. AWARDING DEMERITS

Demerits are awarded in accordance with the Schedule of Demerits and may be removed by serving restricted weekends.

SCHEDULE OF DEMERITS

Code	Range	Description
301	1-3	Room Standard Set-Up Violation: bed improperly made, dirty mirrors/sink, improperly arranged closet, desk, or cabinets
302	1-3	Uniform Violation: unshined shoes, missing uniform parts or brass, missing CDISH card/Cadence (freshmen)
303	1-3	Lack of military bearing at formation or training time
304	1-3	Failure to know required knowledge
305	1-3	Unauthorized articles in room
306	1-3	Wear of unserviceable uniform parts or inappropriate uniform items
401	4-6	Improper haircut/shave
402	4-6	Sleeping in uniform in public
403	4-6	Violation of class privileges (see standard for class privileges)
404	4-6	Failure to comply or appear, Minor Offense
405	4-6	Gross personal appearance
406	4-6	Failure to attend required formation/activity
407	1-3	Failure to submit required reports, Minor Offense
408	4-6	Inappropriate public display of affection while in uniform
409	4-6	Failure to follow schedule of demerits
410	4-6	Unsatisfactory score on Standard of Living Inspection

501	4-10	Failure to wear correct UOD to class (i.e., wearing ACUs when UOD is Bravos)
502	4-10	Wearing unauthorized item(s)
503	4-10	Display of offensive material
504	4-10	Room in gross disorder
505	4-10	Failure to sign out during EST
506	6-10	Failure to Comply or Appear, Major Offense
507	4-6	Failure to submit required reports, Major Offense
602	1-10	Failure to Enforce Standards

4. ACCUMULATION OF DEMERITS

Any cadet who receives 15 demerits will automatically receive a Restricted Weekend. Cadets normally have two weeks to complete their restricted weekend from the date entered into the Cadet Management System (CMS). If a cadet receives 45 demerits or more in one semester, their status in the Corps of Cadets will be reviewed and a recommendation made concerning their continued membership.

5. RIGHT TO APPEAL

Cadets have the right to appeal the demerits assigned by following the instructions online in the Cadet Management System (CMS). All appeals will be filed with the issuing individual within three working days of when the demerits are awarded. Office of the Commandant staff will resolve disputes resulting from the appeals process.

CHAPTER 31: MARCHING TOURS

1. GENERAL

Cadet conduct violations warranting marching tours are considered more severe than violations that would call for demerits and less severe than actions that would call for Restricted Weekends. Marching tours may be awarded for multiple infractions that, individually, would only warrant demerits.

2. AUTHORITY

Marching tours are awarded by members of the Commandant's staff, the Corps Commander, major and minor unit commanders, outfit commanders, special unit commanders, and designated cadet staff members.

3. AWARDING MARCHING TOURS

A cadet may be awarded one or two hours of marching in conjunction with a restricted weekend, but a marching tour will not automatically be issued with a restricted weekend.

Code	Description
200	Requiring underclass cadets to perform unauthorized duties
201	Repeated minor offenses
202	Blatant Disrespect or Insubordination
203	Failure to appear at Corps wide functions where military letters are required
204	Violation of a directive
205	Repeated evasion of responsibility (i.e., Failure to perform assigned task)
207	Repeated violation of study conditions, quiet hours, or scholastic policy
208	Breach of restriction
209	Repeated academic neglect, includes non-attendance of scheduled classes
210	Improper conduct in Dining Hall, includes violations of Dining Hall Policy
211	Improper care of assigned property
212	Violation of visitation policy
213	Use of obscene, profane, or improper language or gestures
214	Failure to wear any uniform to class or required building
215	Excess Demerits
601	Commandant's Room Inspection
602	Failure to Enforce Standards

4. COMPLETING MARCHING TOURS

- A. A cadet must complete an awarded marching tour by the deadline indicated in CMS. Failure to complete a marching tour will result in the assignment of a Restricted Weekend in addition to the original marching tour. Cadets who fail to complete a marching tour by the suspense deadline will be denied certain privileges detailed below until they complete their marching tour:
- (1) Removal from leadership (green/gray tab) position. Command team members will be evaluated for continued service in their respective positions.
 - (2) Prohibited from participating in any special unit activities (to include ROTC special unit activities) or Corps sports team activities.
 - (3) Denial of Military Letter requests to leave campus for the weekend.
- B. It is the responsibility of the cadet who was awarded the marching tour to schedule an assigned marching tour with the Corps Discipline Sergeant via cadets.tamu.edu. See [Marching Tour Drill](#) for Marching Tours execution.

5. RIGHT TO APPEAL

Cadets have the right to appeal a marching tour by following the instructions online in the Cadet Management System (CMS). All appeals will be filed with the issuing individual within three working days of when the marching tours are awarded. Office of the Commandant staff will resolve disputes resulting from the appeals process.

CHAPTER 32: RESTRICTED WEEKENDS

1. GENERAL

Restricted Weekends (RWs) are awarded for serious cadet conduct violations.

2. AUTHORITY

Restricted Weekends are awarded by members of the Commandant's staff, the Corps Commander, major and minor unit commanders, outfit commanders, special unit commanders, and designated cadet staff members.

3. AWARDING RESTRICTED WEEKENDS

Restricted Weekends are awarded for the violations listed below.

Code	Description
200	Requiring underclass cadets to perform unauthorized duties
201	Repeated minor offenses
202	Blatant Disrespect or Insubordination
203	Failure to appear at Corps wide functions where military letters are required
204	Violation of a directive
205	Repeated evasion of responsibility (i.e. Failure to perform assigned task)
206	Failure to comply after given warnings
207	Repeated violation of study conditions, quiet hours, or scholastic policy
208	Breach of restriction
209	Repeated academic neglect, includes non-attendance of scheduled classes
210	Improper conduct in Dining Hall, includes violations of Dining Hall Policy
211	Improper care of assigned property
212	Violation of visitation policy
213	Use of obscene, profane, or improper language or gestures
214	Failure to wear any uniform to class or required building
215	Excess (15) Demerits
601	Commandant's Room Inspection
602	Failure to enforce standards

4. COMPLETING RESTRICTED WEEKENDS

A. All Restricted Weekends must be completed by the suspense deadline as indicated in CMS. Cadets may sign up for Restricted Weekends on cadets.tamu.edu.

- B. In rare circumstances, cadets may petition the Corps Discipline Officer to complete their RWs by serving a Restricted Week or by completing an eight-hour work detail with Parsons Mounted Cavalry or with the Uniform Distribution Center. Restricted Weeks and work details will be coordinated through the Corps Discipline Officer and must be completed by the original suspense deadline.
- C. Cadets who fail to complete an RW by the suspense deadline will be denied certain privileges detailed below until they complete their RW:
 - (1) Removal from leadership (green/gray tab) position. Command team members will be evaluated for continued service in their respective positions.
 - (2) Prohibited from participating in any special unit activities (to include ROTC special unit activities) or Corps sports team activities.
 - (3) Denial of Military Letter requests to leave campus for the weekend.
- D. If a cadet earns three Restricted Weekends in one semester, the Corps Discipline Officer will consult with the cadet's commander to determine if a Cadet Performance Review Board is warranted.
- E. Failure to complete an RW by the end of the semester will result in dismissal from the Corps. Cases involving graduating seniors with outstanding RWs will be sent to the Student Conduct Office for a formal university hearing.
- F. Seniors who fail to complete an RW by two Sundays prior to Final Review will not be eligible to march Final Review.

5. RIGHT TO APPEAL

Cadets have the right to appeal RWs assigned by following the instructions online in the Cadet Management System (CMS). All appeals will be filed with the issuing individual within three (3) working days of when the RWs are awarded. Office of the Commandant staff will resolve disputes resulting from the appeals process.

Appendix A: HISTORY AND TRADITIONS OF THE CORPS

A BRIEF HISTORY OF TEXAS A&M UNIVERSITY

On Monday, October 2, 1876, the Agricultural and Mechanical College of Texas, the first state-supported institution of higher learning, was officially opened for registration. The opening resulted from the Morrill Act passed by Congress fourteen years earlier, which provided a permanent fund to be raised through the sale of public land given to the states. The accruing interest from this fund was to be used to support a technical college which, among other things, specialized in the studies of mechanics, agriculture, and military tactics. Monday, October 2, 1876, was the first official day of classes at A&M. Unfortunately, only a handful of students appeared on that appointed matriculation day. On Wednesday, October 4, 1876, forty students and six faculty members began instruction, with Thomas Gathright as acting president. Governor Richard Coke was present on this day to dedicate the school and to wish it success; his advice is still included as required knowledge for cadets.

In the first few years, the College fought a hard battle for survival. A turning point came when Lawrence Sullivan Ross, then Governor of Texas, accepted the appointment as president in 1890. Sul Ross, loved and respected by Texans for his actions as a soldier, statesman, and knightly gentleman, led A&M from a state of near failure to a secure position as a successful and growing institution. He is fondly remembered for his institution of discipline, organization, and honor into the Corps of Cadets. "Sully" strongly supported competitive sports as a unifying activity that built character, physical courage, and fitness. Texas A&M fielded its first football team in 1893, but not until the next year did it play any road games, including the first in the long and memorable series with Texas University (t.u.). At this time, the important buildings were Gathright Hall and the Main Building (in which classes were held). In 1900, there were 327 cadets in the Corps.

Once firmly established, Texas A&M continued to grow with enrollment reaching 1200 in 1912. It was during this year that disaster struck with the burning of the old mess hall, followed in a few months by a terrible fire which razed the Main Building, destroying most of the early records of the College. Sbis Hall and the Academic Building rose in their place, symbolizing the dauntless spirit of the institution to continue despite its setbacks.

Texas A&M has one of the most comprehensive ROTC programs in the nation. Except for the three service academies, the Corps of Cadets is one of the largest sources of commissioned officers for the Army, Navy, Marine Corps, and Air Force. Since establishing the Reserve Officer Training Program at the institution in 1917, A&M has provided military training to more than 70,000 men and women and has afforded advanced training leading to a commission in the Armed Forces to more than 25,000 men and women.

From the first days of A&M's history, the military tradition has been deeply ingrained in this school as a distinguishing element of its character. Since the Spanish-American War of 1898, Aggies have served with honor in every conflict in which the United States has been involved.

In April 1917, America was drawn into the conflict raging in Europe that came to be known as World War I. In typical Aggie fashion, cadets answered the call to arms. As one body, the senior class of 1917 volunteered a month before the end of school for officer training at Leon Springs, near San Antonio. Recognizing the patriotic motive of this action, the College awarded them

their degrees. Training could not be interrupted for academic ceremonies on the campus, so the graduation exercises for Texas A&M were held under a large oak tree in the hills near San Antonio. Originally, it was reported 55 Aggies who served in the war gave their lives in the service of their country. It has now been determined a total of 70 Aggies lost their lives as a result of service during the war. Countless others who served were wounded.

The College steadily expanded between the two World Wars of the 20th Century. By 1941, the enrollment stood at 6,500. The footprint of the college developed from the original two buildings and 2,416 acres to over seventy major buildings with a total value of approximately 15 million dollars.

On December 7, 1941, America was plunged into World War II, and Aggies were again quick to respond to the nation's call to arms. During World War II, over 14,000 Aggies served as officers. Additionally, over 6,000 others, mostly noncommissioned officers, served effectively as the direct result of A&M training. The service of over 20,000 Aggies in the war did much to enhance the brilliant record of Texas A&M as well as to uphold the tradition of "the Fightin' Texas Aggies."

During the early stages of World War II, General Douglas MacArthur wrote: *"...Texas A&M is writing its own military history in the blood of its graduates...No name stands out more brilliantly than the heroic defender of Corregidor, General George F. Moore. Whenever I see a Texas man in my command, I have a feeling of confidence..."*

With the end of the war and a return to a regular nine-month academic program, the enrollment of A&M skyrocketed. Returning veterans, aided by the G.I. Bill, brought the college's enrollment to an historic peak of 9,000 students in the 1946-47 school years. For a few years, the College even maintained an annex at an inactive Air Force base near Bryan (now known as the RELLIS Campus). Despite overcrowded conditions, the expansion and development of its education facilities continued. General Omar Bradley told the June 1950 graduating class: *"...At Texas A&M there has been an almost unlimited opportunity for you in science, in agriculture, and veterinary medicine, in engineering and arts. In true Texas tradition, you have been provided with outstanding training in military science, in aeronautical science, and in physical education. The men of Texas A&M can stand up to any men in the world and compare favorably their education and training for leadership - leadership in the pursuits of peace, and, if it comes to war, leadership in battle. This combination is significant, for the capability for a productive peace, coupled with the ability to defend your beliefs, as well as your resources, is essential to survival..."*

Eight sons of Texas A&M have received the nation's highest military honor, the Medal of Honor. Over 303 Texas A&M students have reached General or Flag Officer rank. Among these was the late General George F. Moore, 1908, one-time Commandant of Cadets, whose brilliant service in the defense of Corregidor is one of the brightest pages of military history. Today, the outstanding unit of the Corps of Cadets carries the General George F. Moore flag.

Based on the great expansion in number and diversity of academic subjects, the name of the College was changed to Texas A&M University on August 23, 1963. Today, there are sixteen separate colleges: Agriculture and Life Sciences, Architecture, Mays Business School, Dentistry, Education and Human Development, Engineering, Geosciences, Bush School of Government & Public Service, Law, Liberal Arts, Medicine, Nursing, Pharmacy, Public Health, Science, Veterinary Medicine and Biomedical Sciences. In the fall of 1964, women were admitted to A&M, and in 1965, membership in the Corps of Cadets became voluntary for students. Women were first admitted into the Corps of Cadets in 1974. Initially, they were assigned to their own units under male

leadership, which they progressively replaced. The first gender integrated unit was the Aggie Band in 1985. In 1989, Squadron 15 became the first non-band outfit to be integrated. Today 35 of 41 units in the Corps are integrated. In 1971, Texas A&M University became only one of four institutions in the country to be designated a Sea Grant College, and in 1989 it was awarded Space Grant status.

Texas A&M is one of only six four-year institutions of higher education in the nation with a seven day a week, 24 hours a day Corps of Cadets. Its military science programs support the three ROTC programs, leading to commissions in the Army, Navy, Marine Corps, and Air Force.

Aggie cadets live in dormitories in military-style organizations. Over and above any purely utilitarian value, the military training gives these Aggies superlative esprit de corps and leadership development. As a result of having undergone the experiences of discipline and education together, all cadets are forged in a fraternal organization whose members display a great loyalty and devotion to each other and to their school, and they have learned to live by the Aggie Code of Honor under demanding conditions.

AGGIE TRADITIONS

"There's a Spirit can ne'er be told..."

Texas A&M, like most institutions with a long and honorable history, has its respected traditions and ceremonies. Observing these traditions and participating in these special events are an integral part of the Aggie way of life. It is considered a privilege and duty for cadets to do their part in upholding these traditions.

A. The Aggie Spirit

The Corps of Cadets has long been known for its gallant fighting spirit. You, as a member of the Corps, will feel this spirit and will make it a part of your daily life, for it is this spirit that embodies all with the feeling of unity and devotion to A&M. It is a spirit gained through hard work and loyalty to the Corps and to Texas A&M University, and it attaches itself so firmly to cadets of A&M that they carry it with them the rest of their lives - Once an Aggie, Always an Aggie.

The Aggie spirit helps to mold a person's character. The things one does and the way one lives with fellow cadets make a permanent impression. As an individual, one works for the good of the Corps and, by personal actions and influence, one aids others to do the same. Cadets who came before you have been responsible for preserving the best in our Aggie traditions and, as you learn these traditions, you will be responsible for passing them on, untarnished.

B. The Cadet Uniform

The respect you hold for your cadet uniform reflects your Aggie spirit. The uniform you wear gives you the outward appearance of a cadet, but the way you treat that uniform and conduct yourself while wearing it will be the test of whether you are true to the things for which it stands. A pride and an obligation go with wearing the uniform - pride in your membership in the famed Corps of Cadets, and the obligation of upholding the good name of the Corps. It is an honor to wear the uniform because previous Aggies before you have made a splendid name for the Corps of Cadets. By their actions and upright conduct, Aggies have become publicly recognized as honorable and chivalrous gentlemen and dignified ladies.

C. Aggie Friendliness

The open friendliness of Aggies is a tradition which sets Texas A&M apart from any other school.

The friendly atmosphere of the A&M campus continually surprises visitors to our campus. Aggie friendliness is one of those traditions that can keep the Aggie Spirit alive and is one of the most important things an Aggie can learn and practice.

However, as Texas A&M has become larger, this heritage has become more difficult to perpetuate. Whenever a cadet sees another cadet with someone they do not know, they should meet that person, regardless of whether that person is a cadet or not.

It is important for members of the Corps as "Keepers of the Spirit" and "Guardians of Tradition," to keep this alive by being helpful and friendly to all visitors and by greeting all with a friendly and distinct "HOWDY!" Freshmen cadets learn this tradition of friendliness their first semester here, and they should continue this practice throughout their lifetime.

D. Twelfth Man

In Dallas on January 2, 1922, A&M played defending national champion, Center College, in the first post-season game in the southwest. In this hard-fought game, which produced national publicity, an underdog Aggie team was slowly but surely whipping a team which boasted having three All Americans. Unfortunately, the first half produced so many injuries for A&M that Coach D. X. Bible feared he would not have enough men to finish the game. At that moment, he called into the Aggie section of the stands for E. King Gill, a reserve who had left football after the regular season to play basketball. Gill, who was spotting players and was not in football uniform, willingly volunteered and donned the uniform of injured player, Heine Weir.

Although he did not play in the game, his readiness to play symbolized the willingness of the Aggie fans to support their team to the point of entering the game. A statue of E. King Gill stands to the northeast of Kyle Field to remind today's Aggies of their constant obligation to preserve the spirit of the Twelfth Man. That spirit of readiness, desire, and enthusiasm has continued through the years, and to this day the Aggie student body, known as the Twelfth Man, remains standing at football games as a gesture of its loyalty and readiness for duty. But the fine tradition of the Twelfth Man embraces more than mere athletic events. It is the essence of the Aggie Spirit that unites all Aggies into a fellowship of service and devotion to each other and their school.

E. Silver Taps

Silver Taps is one of the most meaningful and important ceremonies at A&M. It is the final tribute to a current A&M student who has died. The notice of commemoration is posted at the base of the flagpole in front of the Academic Building. The ceremony is held on the first Tuesday of every month of the academic year at 2230 hours if a current student has recently passed away. In deference to the solemnness of the ceremony, there is no smoking and no display of affection. All lights in campus buildings in the vicinity of the Academic Building are extinguished during the ceremony. Members of the student body gather in front of the Academic Building. Friends and families of the deceased Aggie(s) stand in front of the statue of Lawrence Sullivan Ross. The Ross Volunteer Company Firing Squad fires three volleys in honor of the departed Aggie. Buglers from the Aggie Band play a special rendition of Taps three times and the bells in the Albritton Bell Tower toll 21 times in honor of the fallen Aggie. All cadets are expected to attend the ceremony and stand at attention. After the last note of Taps has faded, the firing detail will assume the position of Parade Rest while the Bell Tower tolls 21 times. All students return silently to their dormitories after the bells complete their toll and begin playing other music.

F. Aggie Muster

"Softly call the Muster, let comrade answer 'Here'..."

On April 21, 1903, the 396-member student body held the first Aggie Muster, sixty-seven years after the Battle of San Jacinto, to commemorate both the battle and the Aggies who died in the previous year. Since then, Aggie Muster has been held each year on April 21 in every place Aggies gathered. General George F. Moore, 1908, held an Aggie Muster on Corregidor in 1942, just fifteen days before the island fortress fell. Aggies have mustered amidst guns of war on the Anzio beachhead in Italy in 1943, at Guadalcanal, on Okinawa in 1945, on the Korean Peninsula, in the rice paddies of Vietnam, and most recently in the far-off lands of Southwest Asia and Afghanistan. At Muster, the "Roll Call of the Absent" is conducted and a living Aggie comrade answers "Here" for each of the departed, signifying the departed comrade's Aggie Spirit. At the campus Muster, the Ross Volunteer Company Firing Squad fires three volleys and buglers from the Aggie Band play Silver Taps. This tradition is symbolic of Aggie unity and is unique among universities of the world.

G. Midnight Yell Practice

Midnight Yell practice, held on the night prior to a home football, represents more than just another campus event. It is the time and place where enthusiasm is generated. The new student often gets the first feeling of real school spirit on these occasions. At yell practice, the yell leaders take their places in front of the student body. The Fighting Texas Aggie band plays, the students practice the yells, and yell leaders tell inspirational stories. These are fine, moving occasions, long remembered in hearts of Aggies. For Midnight Yell Practice, the band forms near the quad at 2330 hours. Junior cadets and their dates fall in behind the band as it marches to yell practice.

After a victorious game on Kyle Field, the fish in the Corps used to celebrate the victory by throwing the yell leaders into the Fish Pond. The Yell Leaders then led a short yell practice on the steps of the YMCA Building to prepare for the next game. With the renovation of Kyle Field, this practice has changed. The fish capture the Yell Leaders on the field, but Yell Practice is conducted in the stadium. Afterwards the Fish escort the yell leaders to Fish Pond.

If the Aggie Team is outscored, the Twelfth Man remains standing in the stadium for a short yell practice following the game to display the continuing support for the Aggie Team and to prepare for the next game.

H. Corps Trips

During the football season, the entire Corps of Cadets may attend one or more out-of-town games, known as "Corps Trips." The first Corps Trip was in 1887, when the student body made a mass migration to Dallas during the state fair. Today, each Corps Trip means a weekend away from the regular routine of the campus and another occasion to demonstrate the support the Twelfth Man has for the Aggie Team. On the day of the game, cadets conduct a parade in the downtown streets. Aggies take care their actions on these trips always reflect credit upon Texas A&M and especially the Corps of Cadets. At the game, the Corps yells for the team and the band wins the halftime show with inspiring military music and precision marching. Corps Trips are some of the most memorable and enjoyable events of the year for all cadets.

I. Elephant Walk

Before the last home football game, the seniors gather for the annual Elephant Walk. In an act

symbolizing old elephants searching for a place to die, they visit all the important historical locations on campus to remember good times and friends before wandering off to some secluded spot as if to await the coming of death as old "elephants." This event is symbolic of the fact, as former students, they will never again stand as part of the student portion of the famed Twelfth Man at a home football game.

J. March to the Brazos

On April 1, 1977, the old tradition of March to the Brazos was reinstated. In years past, cadets participated in a forced march to the Brazos River to keep them from playing April Fools' pranks on campus. Today, the march is held in late April or early May. The cadets raise money from students, businesses, and others for local charities. On the return march, underclassmen cadets symbolically assume their positions for the following year, while the senior cadets return together as a class on buses. For cadets, March to the Brazos is one of the most anticipated events of the year.

K. Family Weekend

Each year on Family Weekend (formerly Parents Weekend), individual cadet and unit awards are presented. The weekend, normally held in early April, includes ceremonies, social activities, and a military review in honor of the families of cadets. Many units sponsor activities to provide the cadets and their families the opportunity to meet each other.

L. The Aggie Ring

The Texas A&M senior ring is a tradition as grand and as revered as the University itself. The ring is symbolic of hard work and of membership in the greatest fellowship in the world. In 1894, a committee picked the ring design similar to the one worn today. The cannon was added in 1900 and in 1939 various changes and additions gave the ring the appearance of today. In 1963, the name of the crest of the ring was changed from A&M College of Texas to Texas A&M University. Traditionally, undergraduates at A&M proudly wear the ring with the class number facing the back of the hand. In the early years of the College, Cadets turned the ring around so that the class number faced the world at the annual Ring Dance (the last social function of the year). The tradition of turning the ring around has now become a part of graduation ceremonies. As a group, the graduates stand, remove their ring, and replace it on their finger with the class number facing the world.

M. Final Review

The culmination of each year is Final Review. Two military reviews are conducted. In the first review, cadets march in the position held during the current school year, under the command of those who have held positions of leadership and responsibility. The Corps of Cadets demonstrates its professionalism, discipline, and marching precision under the leadership of the departing senior class. In the second review, each cadet makes his/her first appearance in the role he/she will assume the next school year. The outgoing senior class is the reviewing party for the second review, as the new cadet leadership they helped train, honors them as a class by demonstrating their ability to assume command of the Corps of Cadets. This is the only time the Corps marches without a "Fish" class. One of the most emotional ceremonies in the Corps, Final Review signifies to each senior that four of the best years in their lives, namely participation of the Corps of Cadets, has come to a close.

N. Senior Boots

Cadets look forward to Final Review at the end of their junior year when they can finally step into their senior boots which they will continue to wear throughout their senior year.

The wearing of boots dates to 1914, when the Corps changed from the West Point style uniforms to the national cadet wardrobe. In 1921, they were made by Jack Alesci at Randolph Army Air Field in San Antonio. In 1925, the English style of boot became the traditional senior boot we still see today, and the boot was officially designated as part of the Senior Cadet's uniform. To meet the needs of the Senior Cadets in 1926, Lucchese's in San Antonio started making boots. A local competition sprang up in 1929. Joseph Holick set up his shop in Northgate in the same location where it remained until 2006 when it moved to Wellborn Road. In 1932, Holick's price for a pair of boots was around \$32.50. During World War II, boots could not be made due to the rationing of leather. So, incoming seniors had to buy their boots from former students. Another change came in 1966 that made the look of each and every senior more uniform – all boots must be of medium brown color.

O. Corps Brass Insignia

The following description explains the significance and the background of the insignia of the Corps of Cadets:



Crossed in the background are a sword, representing soldierly virtues and military tradition, and a fasces, representing the statesman. Superimposed on these is a shield and helmet representing the knight, for the knightly gentleman. Above it is a scroll upon which is written in Latin "Per Unitatem Vis" – through unity strength. These represent the ideals of the inscription that appear on the pedestal of the Lawrence Sullivan Ross statue – soldier, statesman, knightly gentleman.

Corps Brass is a unifying symbol of a cadet's commitment to strength, intelligence, and service as a soldier, statesman, and knightly gentleman in the Corps of Cadets. Awarded during the fall semester of fish year, cadets earn their Corps Brass every day through their honorable actions.

The Corps Brass Oath is administered by the Corps Commander upon the fish earning their Corps Brass: *"I do solemnly swear, I will strive to embody the tenacity of a soldier, the intellect of a statesman, and the selflessness of a noble knight. I will execute these ideals with dignity, I will root my actions in self-discipline, I will cultivate my character with enduring pride. By accepting this Brass, I reaffirm acceptance of these values. By wearing this emblem on my uniform, I bridge decades of history between the Aggies who wore this brass and my brothers and sisters who wear it today. I pledge to earn my Corps Brass every day by my honorable actions. I will hold myself and my fellow cadets to this standard. We will not falter. We will not fail— For through unity of purpose, we find strength."*

P. Aggie Band Lyre

The Aggie Band lyre, worn by members of the Fightin' Texas Aggie Band, has a long history within the Corps of Cadets. No one is quite sure of the first appearance of the lyre, but pictures and literature establish its presence in the late 1890's to 1900. It is a holdover from days when elements of the then all-Army Corps of Cadets were housed as units of cavalry, artillery, infantry, and other branches. Since the Band's members came from all branches, they decided to distinguish themselves by wearing large band lyres. The band lyre has since become the traditional designation for the Aggie Band. Band fish are awarded their lyre in their fall semester. The lyre becomes the most prized decoration a cadet receives while a member of the band.

Q. Memorial Student Center (MSC)

"Greater love hath no man than this, that a man lay down his life for his friends." John 15:13

Following the conclusion of World War II, the alumni wanted to build a memorial to honor all Aggies who lost their lives during the World Wars. At the same time, the students wanted to build a student center. The alumni and the students put their ideas together and built the MSC. It was dedicated on Muster Day (April 21) in 1951 to all Aggies who gave their lives in wars past or future. To the north of the MSC, trees surround O.R. Simpson Drill Field to honor the Aggies who gave their lives in World War I. In the front hallway, there are pictures of the eight Aggies who have been awarded the Congressional Medal of Honor. Under each photograph, their medal is displayed along with a brief citation of their heroic efforts.

The MSC is a living memorial. Students show their respect by removing their headgear upon entering the building and by not walking on the grass surrounding the building. Cadets are required to wear the Class B or a more formal uniform whenever visiting the MSC.

R. Reveille

Reveille is the official mascot of Texas A&M University. Reveille I came to Texas A&M in January 1931. A group of cadets hit a small black and white dog on their way back from Navasota. They picked up the dog and brought her back to school so they could care for her. The next morning, when "Reveille" was sounded, she started barking. She was named after this morning wakeup call. The following football season, she was named the official mascot, when she led the band onto the field during its halftime performance. When Reveille I died on January 18, 1944, she was given a formal military funeral on the gridiron of Kyle Field. She was then buried at the north entrance to the field, establishing the precedent for all future Reveilles, facing the scoreboard, so they could always watch the Aggies outscore their opponent. When Kyle Field added "The Zone," the graves of past Reveilles were relocated to the plaza north of "The Zone" and a special scoreboard was erected on the north face of "The Zone" that could be seen from the grave sites.

Reveille is the most revered animal on campus. Company E-2 has the privilege of taking care of Reveille. If she is sleeping on a cadet's bed, that cadet must sleep on the floor. Cadets address Reveille as "Miss Rev, ma'am." No official record exists on how this tradition originated, but Aggie legend holds that if Reveille barks while in class with her handler, the professor may choose to dismiss the class, but it is not required.

Appendix B: CAMPUSOLOGY

There are many famous facts and quotations which are an integral part of the traditions and history of Texas A&M University. Some of the more significant of these facts are listed on the following pages. New cadets will learn and understand these facts. The traditions of the school play an important part in a cadet's everyday life, and a thorough knowledge and understanding of these traditions is an important step toward becoming a Texas Aggie.

1. Under what act of Congress was A&M established?

The college was established under the Morrill Act of July 2, 1862.

2. When was Texas A&M opened?

A&M was opened for registration on October 2, 1876. On Wednesday, October 4, 1876, 40 students and six faculty members began instruction.

3. What is the inscription on the front and back of the pedestal on which the Lawrence Sullivan Ross statue stands in front of the Academic Building?

"Lawrence Sullivan Ross, 1838-1898, Soldier, Statesman, Knightly Gentleman; Brigadier General C.S.A., Governor of Texas, President of the A&M College."

4. What is Silver Taps and where is the notice for Silver Taps posted?

Silver Taps is the student body's final tribute paid to an Aggie who, at the time of his or her death, was enrolled in undergraduate or graduate classes at Texas A&M. The notice is posted at the base of the flagpole in front of the Academic Building.

5. What is Aggie Muster?

On April 21st each year, on the anniversary of the Battle of San Jacinto, Aggies gather together, wherever they are, to commemorate fellow Aggies who have died during the year. The tradition was begun 21 April 1903.

6. When and where did the Twelfth Man originate?

On January 2, 1922, in Dallas during the Dixie Classic (the forerunner of the Cotton Bowl), an Aggie, E. King Gill, was called from the stands to suit up as a substitute, hence the phrase "Twelfth Man."

7. What year were women admitted to Texas A&M as provisional students? What year were women allowed to join the Corps of Cadets?

Women were admitted on a provisional basis to Texas A&M in 1963. Women joined the Corps in the fall of 1974 as members of Company W-1. In 1985, women began joining all-male Corps units to further integrate female cadets into the Corps of Cadets.

8. What are the Core Values of Texas A&M University? Where are they displayed on campus?

Excellence, Integrity, Leadership, Loyalty, Respect, Selfless Service

These Core Values are displayed on the six main entrances to the Memorial Student Center

9. What event related to the Bonfire occurred in 1999?

On November 18, 1999, at 2:42 a.m., tragedy struck Aggieland when the Bonfire stack collapsed. Twelve Aggies died due to injuries sustained in the collapse.

10. What is the inscription at the entrance to the Bonfire Memorial?

"There's a Spirit Can Ne'er be Told..."

11. What was Aggie Bonfire and what did it symbolize?

Until the bonfire stack collapsed in 1999, Aggies annually gathered wood and timber to build a huge bonfire, which symbolized the burning desire to beat the hell out of t.u. and the undying love all Aggies have for Texas A&M. The bonfire was normally set ablaze the night before the t.u. game when it was played in Kyle field and two nights before the game when it was played in Austin.

12. What is "Elephant Walk"?

Before the last regularly scheduled home football game each year, seniors gather and visit all of the important historical locations on campus before wandering off to some secluded spot as if old elephants about to die. This symbolizes the fact that, as former students, they will never again stand as part of the student portion of the Twelfth Man.

13. What is March to the Brazos and what does it stand for?

On April 1, 1977, the tradition of March to the Brazos was reinstated. In years past, the Cadet Corps would conduct a forced march to the Brazos River to keep cadets from playing April Fools' pranks. Today, March to the Brazos serves as a symbolic opportunity for cadets to assume their positions for the following year.

14. Who is the Aggie mascot and in what year did she originally join the A&M ranks?

Reveille, 1931

15. What is the inscription on the Spanish American War Memorial?

"In memory of students, officers, and faculty of the Agricultural and Mechanical College of Texas who volunteered to serve the United States of America in the Spanish American War, 1898-1902: Cuba, Puerto Rico, Philippines, China. Erected by American Memorial Association, Inc., 1953."

16. What is the inscription on the World War I Memorial?

"In recognition of the splendid participation by the A&M College of Texas in the World War and of the heroic sacrifices made by her sons. This memorial is given by the classes of 1923-24-25-26."

17. How are the Aggies who served in World War I and died on active duty commemorated?

Seventy-one flags fly over Kyle Field at each home football game, there is a granite memorial located on the Corps Memorial Plaza at the north end of the Quad, and their names are on the plaques in the entrance to the Memorial Student Center.

18. How many Aggies served in World War II?

There were over 20,000 Aggies who served in World War II. Of these, over 14,000 served as officers, more than any other school, including the combined totals of the United States Military Academy and the United States Naval Academy.

19. Who are the eight Texas Aggie Medal of Honor recipients?

Horace S. Carswell, Jr., George D. Keathley, Thomas W. Fowler, Turney W. Leonard, William G. Harrell, Eli L. Whiteley, Lloyd H. Hughes, and Clarence E. Sasser.

20. What is the inscription on the Memorial Student Center?

"Greater love hath no man than this, that a man lay down his life for his friends." - John 15:13.

21. What is the inscription on the Rudder Tower?

"In memory of James Earl Rudder, 1910-1970, Class of 1932, Heroic Soldier. Commissioner of the General Land Office of Texas...Sixteenth President of Texas A&M University...Third President of the Texas A&M University System.

Earl Rudder was architect of the dream that produced this center. In this, as in all he did, he demonstrated uncommon ability to inspire men and lead them to exceptional achievement."

22. What is the inscription on the War Memorial located on the Corps Memorial Plaza?

"Greater love hath no man than this, that a man lay down his life for his friends." John 15:13.

"This memorial is dedicated to those A&M men and women who gave their lives in defense of our country since World War II. Here is enshrined in spirit and bronze a tribute to their valor and devotion to their country."

23. What was Governor Richard Coke's advice to students in 1876 and inscribed on the Coke Building?

"...To the Students: Let your watchword be duty and know no other talisman of success than labor. Let honor be your guiding star in your dealings with your superiors, your fellows, with all. Be as true to a trust reposed as the needle to the pole, stand by the right even to the sacrifice of life itself, and learn that death is preferable to dishonor."

24. What is the inscription on the east end on the George Bush Library Museum?

"Let future generations understand the burdens and the blessings of freedom. Let them say we stood where duty required us to stand." President George Bush, January 1991

25. Who is 'Danger 79er'?

LTG J. F. Hollingsworth US Army, Class of 1940, was known as Danger 79er. He served heroically in the US Army from 1940 to 1976. He is the only general in the history of the United States who received the nation's second highest award for valor three times along with being wounded six times in combat.

26. For whom was the University airport named?

Easterwood Field was named for Jesse Easterwood, a former student of the College, who was killed while serving as a Navy pilot in 1919.

27. What is the Corps hump-it?

**The Fightin' Texas Aggie Cadet Corps
The Twelfth Man
The Spirit of Aggieland
The best damn outfit anywhere.**

28. When was the first football game played with t.u.?

In 1894, at Austin

Appendix C: SONGS OF AGGIELAND

THE SPIRIT OF AGGIELAND

Some may boast of prowess bold
Of the school they think so grand
But there's a spirit can ne'er be told
It's the spirit of Aggieland.

CHORUS

We are the Aggies, the Aggies are we
True to each other as Aggies can be
We've got to fight, boys
We've got to fight!
We've got to fight for Maroon and White.
After they've boosted all the rest,
They will come and join the best.
For we are the Aggies, the Aggies are we,
We're from Texas A.M.C.

SECOND CHORUS (recited as a yell)

T-E-X-A-S, A-G-G-I-E,
Fight! Fight! Fight-Fight-Fight!
Fight! Maroon! And White-White-White!
A-G-G-I-E, Texas! Texas! A-M-C!
Gig'em Aggies! 1! 2! 3!
Farmers Fight! Farmers Fight!
Fight! Fight!
Farmers, Farmers, Fight!

THE TWELFTH MAN

(Sung after games in which Aggies are outscored)

Texas Aggies down in Aggieland
We've got Aggie spirit to a man!
Stand united! That's the Aggie theme.
We're the twelfth man on the team.
When we're down, the goin's rough and tough.
We just grin and yell we've got the stuff,
To fight together for the Aggie dream,
We're the twelfth man on that
FIGHTIN' AGGIE TEAM!

AGGIE WAR HYMN

Hullabaloo, Caneck, Caneck!
Hullabaloo, Caneck, Caneck!
Good bye to Texas University
So long to the orange and white
Good luck to dear old Texas Aggies
They are the boys who show the real old fight
The eyes of Texas are upon you,
That is the song they sing so well
Sounds like Hell!
We're gonna beat you all to- Chigarooogarem!
Chigarooogarem!
Rough, Tough! Real Stuff!
Texas A&M!
So Good bye to texas university
So long to the orange and the white
Good luck to dear old Texas Aggies
They are the boys who show the real old fight
The eyes of Texas are upon you'
That is the song they sing so well
Sounds Like Hell!
So good bye to Texas University...
We're gonna beat you all to
Chigarooogarem!
Chigarooogarem!
Rough, Tough! Real stuff!
Texas A&M!
Saw varsity's horns off!
Saw varsity's horns off!
Saw varsity's horns off!
Short! A!
Varsity's horns are sawed off!
Varsity's horns are sawed off!
Varsity's horns are sawed off!
Short! A!

Appendix D: YELLS OF TEXAS A&M

Gig 'em

[Pass Back: Closed fist with thumb pointed straight up]
Aaaaaaaa!
Gig 'em, Aggies!

Aggies

[Pass Back: Hands flat, with index fingers and thumbs touching to form an "A"]
A-G-G-I-E-S
A-G-G-I-E-S
Aaaaaaaa!
Fight 'em, Aggies!

Farmers Fight

[Pass Back: Closed fists rotating around each other in alternating directions]
Farmers fight!
Farmers fight!
Fight! Fight!
Farmers, farmers fight!

Military

[Pass Back: Saluting motion]
Squads left! squads right!
Farmers, farmers, we're all right!
Load, ready, aim, fire, BOOM!
(Seniors only: "Reload!")
A&M, give us room!

Old Army

[Pass Back: Upward pointed finger moves in circular motion]
Aaaa, Rrrr, Mmmm, Yyyy(Drop voice)
Tttt, Aaaa, Mmmm, Cccc(Drop voice)
Aaaaaaaa!
Ol' Army fight!

Locomotive

[Pass Back: Hand looks to be pulling a train whistle, reaching upward and twisting on downward motion]
(slow)
Rah! Rah! Rah! Rah!
T-A-M-C
(faster)
Rah! Rah! Rah! Rah!
T-A-M-C
(very fast)
Rah! Rah! Rah! Rah!
T-A-M-C
(Seniors only: "Whoop!")
Aaaaaaaa!
Rah! Rah! Rah! Team!

Kyle Field

[Pass Back: Left hand raised with waving motion, right hand at your side with index finger pointing to the ground]
K-Y-L-E
F-I-E-L-D
Aaaaaaaa!
Kyle Field!

Beat the Hell

[Pass Back: Left arm clapping bicep, Right arm pulling up, fist clenched]
Beat the hell outta (whoever we're playing that week)!

Horse Laugh¹

[Pass Back: Hands with fingers straight are held palms together, and then hands move back and forth in a pointing motion]
Riffety, riffety, riff-raff!
Chiffity, chiffity, chiff-chaff!
Riff-raff! Chiff-chaff!
Let's give 'em a horse laugh:
Sssssss!

Sit Down Bus Driver²

[Pass Back: Two hands driving motion]
Sit Down, Bus Driver!

Fifteen for Team³

[Pass Back: 15 fingers are shown, followed by a "T" motion similar to a "time out" signal]
Rah! Rah! Rah! Team!

Team⁴

[Pass Back: Hands form a "T", like a "time out" symbol]
T-E-A-M, T-E-A-M
Aaaaaaaa!
Team! Team! Team!

Fifteen for Team, Farmers Fight, Call it a Night

[Pass Back: 15 fingers are shown, followed by a "T" motion similar to a "time out" signal; Closed fists rotating around each other in alternating directions; Hands clapped together, brought to right side of head in a "sleeping" motion]
Rah! Rah! Rah! Team!
Farmers fight!
Farmers fight!
Fight! Fight!
Farmers, farmers fight!

¹ Usually reserved for game officials who err in a ruling unfavorably toward the Aggies.

² Usually reserved for an opposing coach who is unjustly trying to let a game official know that his decision was overly favorable for the Aggies.

³ Usually reserved for when the Aggies score.

⁴ Usually reserved for when the opposing team scores.

Appendix E: AGGIE VOCABULARY AND ACRONYMS

2 percenter	- A student who does not display the true Aggie Spirit.
Academic Day	- The portion of the day set aside by the Corps for cadets to engage in academic endeavors (going to class, study, preparing for class/studies, personal errands). Begins in the morning following formation/breakfast and lasts until afternoon Corps activities.
Aggie	- A student or former student of A&M.
Aggieland	- Home of Texas A&M University and the Fighting Texas Aggies.
Bag	- Bed.
Bag-in	- Privilege to sleep through morning formation.
Bag-til	- Privilege to sleep through morning activity, waking up in time to attend formation.
Batt	- The Battalion, student newspaper.
BQ	- Member of the Aggie Band.
Brass	- Metal buttons, buckles and insignia worn on the uniform.
Bulls	- Military officers on the Commandant's staff or assigned to ROTC duty at A&M.
Cable	- Thread sticking out of uniform.
Campusology	- A question about traditions, history, facts, etc.
CDO	- Commandant's Duty Officer.
CMS	- Cadet Management System.
CADETS	- Cadet website (cadets.tamu.edu) containing uniform of the day, Corps-wide announcements, and other useful cadet information.
CO	- Commanding Officer.
Contract	- Advanced courses of Military Science, Naval Science, or Aerospace Studies in which the Cadet is under contract with a military service to pursue an officer's commission.
Corps Trips	- Journeys made by the Corps to out-of-town football games.
Cover	- Headgear, required when outside in uniform.
CPRB	- Cadet Performance Review Board.
CPT	- Corrective Physical Training.
CR	- Career Readiness.


CRO	- Career Readiness Officer.
CT	- Member of the Corps of Cadets who is not in the Aggie Band.
East Gate	- The East entrance to the University.
Elephant	- A senior (permitted for use only by other seniors).
EST	- Evening Study Time, a period of uninterrupted mandatory study time beginning after evening formation/chow and lasting until Corps activities the next morning
FDT	- Fish Drill Team.
Final Review	- The last review (parade) of the school year.
fish	- A freshman cadet
Howdy	- The official greeting of Texas A&M. Students greeting one another—and especially campus visitors—with a “howdy” has earned the university the reputation as the friendliest campus in the world. The origins of this tradition are unknown, but it is one that Aggies proudly continue.
Good Bull	- A phrase used to describe anything that embraces or promotes the Aggie Spirit or the traditions of Texas A&M. It is also used to signify approval of virtually anything.
Grade points	- Points awarded based on letter grades at the end of a semester.
Groad	- Oxidation build up on cadet brass. Also used as an adjective to characterize unacceptable appearance, activity or materials.
GPA	- Grade Point Average: Ratio of grade points to hours.
Grounded	- Touching with edges squarely aligned.
Handle	- Title “fish” or “Mister” used before the last name.
Hole	- Cadet dormitory room.
Hometown Buddy	- Cadet from one’s hometown.
Marching Tours	- Punishment consisting of marching back and forth on the quad.
MSC	- Memorial Student Center.
Military Letter	- Written permission from a superior to deviate from The Standard or Corps Policy to document a medical problem or miss a scheduled function.
Military Walk	- The area in the center of the campus running from Sbisa Hall to the Rudder Complex.
Non-Reg	- A term used to describe a civilian undergraduate or graduate student.


North Gate	- The North entrance to the campus where the old main business district of College Station is located.
OD	- Officer of the Day (cadet).
Ol' Army	- Reference to the past.
Ol' Lady	- A cadet's roommate.
OPORD	- Operations Order, operational/logistical details of an event planned/executed by the Corps
PAS	- Professor of Aerospace Studies.
PFT	- Physical Fitness Test.
Pinks	- The pink-colored trousers worn as part of the cadet Winter Uniform and with the Midnight and Class A uniforms.
Pisshead	- A sophomore cadet (permitted for use only by upperclassmen). It is often shortened to "head."
PLC	- Platoon Leaders Class (Marine non-ROTC commissioning program).
PMC	- Parsons Mounted Cavalry.
PMS	- Professor of Military Science.
PNS	- Professor of Naval Science.
Privilege	- A prerogative merited by virtue of rank or class, used with discretion.
Pull-Out	- To behave, speak, or dress in a manner that is not aligned with class privileges.
PT	- Physical Training.
Quad	- Dormitory area of Corps of Cadets, short for the Quadrangle.
Quiet Hours	- That specific period during which quiet will be maintained in the dormitory and Corps area to promote a better study environment.
Rack	- Bunk or bed.
Rams	- Demerits.
Re-bag	- To go back to bed after formation.
Rest!	- Be Quiet!
Restricted Weekends	- Punishment for intermediate offenses or accumulation of excessive demerits.
RV	- Ross Volunteer; member of the Military Honor Company named for Lawrence Sullivan Ross, Honor Guard for the Governor of Texas.

Sergebutt	- A junior cadet, referring to the Ol' Army NCO cadet privilege of wearing uniforms made from serge material (permitted for use only by other juniors and seniors). It is often shortened to "butt."
SOMS	- School of Military Science.
South Gate	- Business area south of Kyle Field.
Sully	- The statue of Lawrence Sullivan Ross.
tu	- University of Texas at Austin.
tea sip	- Student or graduate of tu. (texas university).
Trigon	- The Military Science Building.
The Twelfth Man	- The TAMU student body - not actively engaged in an athletic contest, but backing the team in spirit.
UDC	- Uniform Distribution Center.
West Gate	- The old main entrance to the campus (Old Main St. at Wellborn Road).
Whip out	- Standardized Corps procedure to introduce oneself.
Whistle Jock	- A freshman cadet detailed before formations to announce the uniform of the day, menu and fall out time.
Wildcat	- Aggie expression of approval.
"Y"	- Y.M.C.A.
Yell Practice	- When Aggies practice school yells and songs.
Zip	- A senior cadet, referring to the zipper appearance of the garrison cap with no peak in the cap (permitted for use only by other seniors).

Appendix F: DUNCAN DINING HALL VOCABULARY

Artillery - Beans	Saber - Knife
Baby - Mustard	Sand - Salt
Bib - Napkin	Sandan - Salt and Pepper
Blanket - Hotcakes	Sawdust - Sugar
Blood - Catsup	Scabs - Cereal
Bucket - Water/Tea/Juice Pitcher	Shield - Tray
Bull Neck - Meat	Shingles - Crackers
Cackle - Eggs	Shoot the ___ -- Pass the ___
China - Coffee Cup	Shot - Peas
Cow - Milk	Shotgun - Pepper Sauce
Cold Cow - Ice Cream	Shovel - Spoon
Crystal - a Drinking glass	Sky - Water
Cush - Dessert	Sour - Lemon
Deal - Bread	Sour Rabbit - Pickles/ Onions
Dirt - Black Pepper	Spuds - Potatoes
Dope - Coffee	Stud - Tea
Dry Cush - Cookies	Sunshine - Carrots
Elbows - Macaroni	Sweetstuff - Jelly/ Preserves
Grease - Butter	Timber - Toothpicks
Horse Feed - Corn	Tree Tops - Broccoli
Hot Stuff - Hot Sauce	Tub - Bowl
Lube - Gravy	Wiggle - Jello
Mud - Chocolate Milk	Wildcat - Pineapple
Mush - Hot Cooked Cereal/ Grits	Winchester -Worcestershire Sauce
Platter - Plate	Worms - Spaghetti
Pitchfork - Fork	
Popeye - Spinach	
Rabbit - Lettuce/salad	
Red Rabbit - Beets/ Tomatoes	
Dead Rabbit - Cabbage	
Reg - Syrup	





"We Make Leaders"